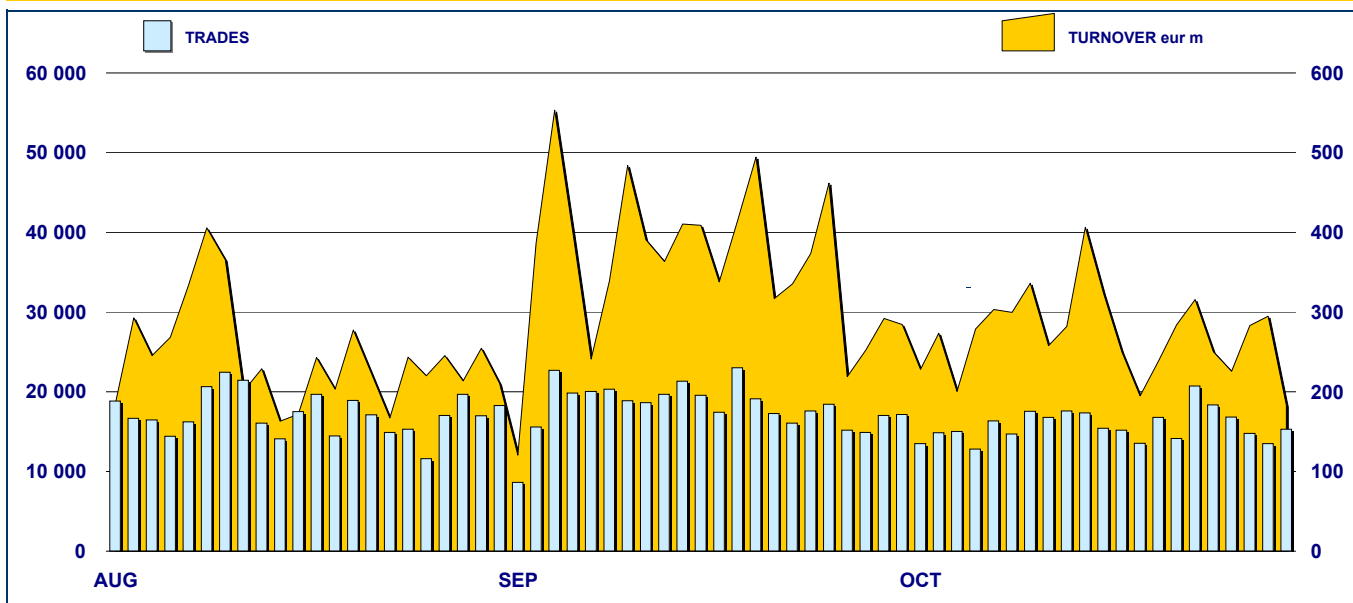


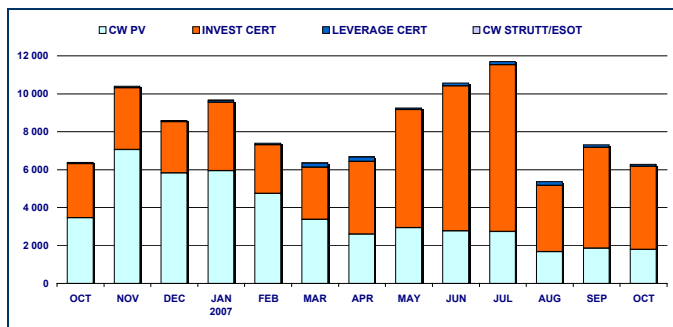
SECURITISED DERIVATIVES DAILY TURNOVER



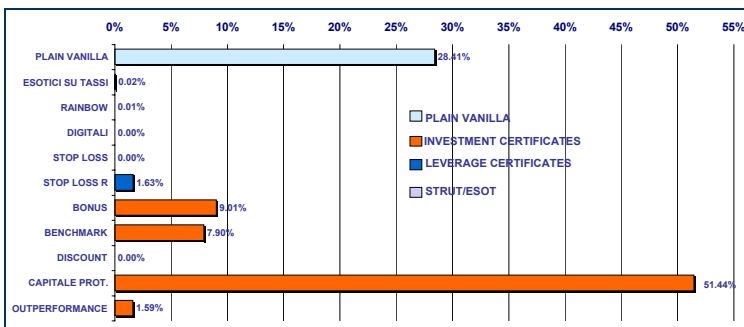
MAIN INDICATORS

	LISTED SeDeX					TRADING						
	DEC 2006		SEPTEMBER 2007		OCTOBER 2007		SEPTEMBER 2007		OCTOBER 2007		JAN-OCT 2007	
	LISTED END of MONTH	LISTED END of MONTH	MONTH NEW LISTED	LISTED END of MONTH	MONTH NEW LISTED	TRADES number	TURNOVER eur m	TRADES number	TURNOVER eur m	TRADES number	TURNOVER eur m	
MARKET SEGMENTS												
PLAIN VANILLA CW	3 548	3 867	1 027	4 146	373	273 489	1 851.2	279 739	1 785.7	3 474 094	30 397.7	
STRUCTURED/EXOTIC CW	142	189	2	211	24	1 383	1.8	2 341	1.6	25 018	25.2	
LEVERAGE CERTIFICATES	276	361	65	392	62	19 105	118.7	19 175	102.2	214 293	1 471.0	
INVESTMENT CERTIFICATES	681	985	87	1 021	45	70 151	5 330.3	63 988	4 395.0	609 996	48 652.5	
TOTAL	4 647	5 402	1 181	5 770	504	364 128	7 301.9	365 243	6 284.6	4 323 401	80 546.5	
UNDERLYING ASSETS												
DOMESTIC SHARES	2 030	2 343	380	2 639	337	164 145	5 014.5	175 050	4 432.0	1 823 398	43 761.5	
DOMESTIC INDICES	556	558	103	594	81	141 609	1 135.9	129 541	1 036.7	1 672 920	18 840.2	
FOREIGN SHARES	330	379	128	381	4	5 876	32.9	6 798	25.7	112 817	1 776.0	
FOREIGN INDICES	1 057	1 301	327	1 297	28	40 593	1 042.2	40 790	723.2	598 441	15 654.7	
COMMODITIES (*)	281	408	202	402	6	6 111	53.5	5 613	39.1	51 035	301.7	
INTEREST RATE (**)	146	127	-	149	22	1 404	1.3	2 427	1.6	26 499	25.9	
OTHERS	247	286	41	308	26	4 390	21.6	5 024	26.4	38 291	186.5	
TOTAL	4 647	5 402	1 181	5 770	504	364 128	7 301.9	365 243	6 284.6	4 323 401	80 546.5	
(*) Futures on Commodities are included												
(**)Futures on Interest rate are included												
ISSUERS												
ABAXBANK	65	85	-	83	-	45	0.6	101	1.4	1 161	23.1	
ABN AMRO BANK	418	643	77	641	31	22 637	180.7	24 364	170.6	230 667	1 640.0	
BANCA ALETTI	62	101	11	106	5	14 037	1 275.0	5 882	348.4	107 043	9 254.5	
BANCA ANTONVENETA	137	128	-	128	-	3 017	4.5	3 650	2.7	41 676	54.7	
BANCA CABOTO	508	426	-	-	-	16 666	25.2	-	-	233 861	1 962.0	
BANCA IMI	481	860	461	1 307	22	49 343	1 198.8	67 864	1 086.8	734 583	11 278.8	
BAYERISCHE HYPO-UND VEREINSBANK	-	-	-	68	68	-	-	8	0.1	8	0.1	
BNP PARIBAS ARBITRAGE ISSUANCE	-	1	-	1	-	144	0.6	287	1.2	801	3.4	
COMMERZBANK	4	4	-	4	-	-	-	-	-	1	0.0	
DEUTSCHE BANK AG	347	541	173	669	156	38 167	1 605.4	41 083	1 718.6	517 982	19 137.4	
DEUTSCHE BANK AG LONDON	4	3	-	3	-	14	0.1	25	0.3	324	4.6	
GOLDMAN SACHS INTERNATIONAL	229	22	-	22	-	3 236	674.4	1 546	386.5	61 160	8 750.6	
GOLDMAN SACHS JERSEY LIMITED	560	695	197	869	219	76 887	215.1	78 043	218.6	1 033 626	3 590.5	
JP MORGAN CHASE BANK	1	1	-	3	2	3	0.0	391	5.2	453	5.8	
MERRILL LYNCH LUX	14	14	-	14	-	14	0.1	59	1.1	385	3.4	
SAL OPPENHEIM	8	16	-	17	1	235	3.1	190	2.7	2 076	25.7	
SOCIETE GENERALE	506	704	127	681	-	75 461	461.4	76 965	601.3	582 113	6 831.4	
SOCIETE GENERALE ACCEPTANCE N.V.	12	19	1	18	-	800	8.4	1 410	18.0	11 474	107.7	
SOCIETE GENERALE EFFETEN	-	13	1	13	-	99	0.5	145	2.2	423	4.1	
UBS AG	240	72	-	72	-	324	1.6	218	1.1	4 415	65.4	
UNICREDIT BANCA MOBILIARE	1	-	-	-	-	-	-	-	-	-	-	
UNICREDITO ITALIANO	1 050	1 054	133	1 051	-	62 999	1 646.5	63 012	1 717.9	759 169	17 803.3	
TOTAL	4 647	5 402	1 181	5 770	504	364 128	7 301.9	365 243	6 284.6	4 323 401	80 546.5	

**TURNOVER
MONTHLY FIGURES - eur m**



**TURNOVER BY TYPOLOGIES
MONTHLY FIGURES - eur m**



**MOST TRADED UNDERLYING ASSETS
IN TERMS OF NUMBER OF TRADES**

UNDERLYING ASSET	OCTOBER 2007			
	TRADES			DAILY AVERAGE
	NUMBER	% TOT	% CUM	
S&P/MIB	129 433	35.44%	35.44%	5 628
FIAT	54 043	14.80%	50.23%	2 350
ENI	37 516	10.27%	60.51%	1 631
NASDAQ 100	14 343	3.93%	64.43%	624
UNICREDITO ITALIANO	13 972	3.83%	68.26%	607
ENEL	11 374	3.11%	71.37%	495
TELECOM ITALIA	10 452	2.86%	74.23%	454
DAX	10 402	2.85%	77.08%	452
GENERALI	9 161	2.51%	79.59%	398
STMICROELECTRONICS	6 955	1.90%	81.49%	302

**MOST TRADED UNDERLYING ASSETS
IN TERMS OF TURNOVER**

UNDERLYING ASSET	OCTOBER 2007			
	TURNOVER			DAILY AVERAGE
	eur m	% TOT	% CUM	
ENI	2 071.60	32.96%	32.96%	90.07
FIAT	1 418.30	22.57%	55.53%	61.67
S&P/MIB	1 036.21	16.49%	72.02%	45.05
DAX	491.74	7.82%	79.84%	21.38
INTESA SANPAOLO	483.29	7.69%	87.53%	21.01
GENERALI	150.17	2.39%	89.92%	6.53
ENEL	103.63	1.65%	91.57%	4.51
TELECOM ITALIA	87.04	1.39%	92.96%	3.78
NASDAQ 100	53.61	0.85%	93.81%	2.33
DOW JONES EURO STOXX 50	40.99	0.65%	94.46%	1.78

MOST TRADED INSTRUMENTS

PLAIN VANILLA COVERED WARRANTS - OCTOBER 2007					LEVERAGE CERTIFICATES - OCTOBER 2007				
ISIN	ISSUER	UNDERLYING	MKTG NAME	TURNOV. eur m	ISIN	ISSUER	UNDERLYING	MKTG NAME	TURNOV. eur m
FR0010427310	SOCIETE GENERALE	S&P/MIB	PLAIN VANILLA	192.46	NL0000691467	ABN AMRO BANK	DAX	MINI FUTURES	5.40
FR0010427336	SOCIETE GENERALE	S&P/MIB	PLAIN VANILLA	159.13	NL0006028276	ABN AMRO BANK	S&P/MIB	MINI FUTURES	4.82
DE000DB979Y0	DEUTSCHE BANK AG	S&P/MIB	PLAIN VANILLA	149.37	NL0006028136	ABN AMRO BANK	DAX	MINI FUTURES	4.75
IT0004256555	BANCA IMI	GENERALI	PLAIN VANILLA	68.54	NL0000692317	ABN AMRO BANK	S&P/MIB	MINI FUTURES	4.57
IT0003971295	UNICREDITO ITALIANO	DAX	PLAIN VANILLA	51.49	NL0000691459	ABN AMRO BANK	DAX	MINI FUTURES	4.08
STRUCTURED/EXOTIC COVERED WARRANTS - OCTOBER 2007					INVESTMENT CERTIFICATES - OCTOBER 2007				
ISIN	ISSUER	UNDERLYING	MKTG NAME	TURNOV. eur m	ISIN	ISSUER	UNDERLYING	MKTG NAME	TURNOV. eur m
IT0004253321	BANCA IMI	BBVA VS BANCCALPHA WARRANT		0.21	IT0004035918	UNICREDITO ITALIANO	ENI	BONUS	486.69
IT0003921258	BANCA ANTONVENETA	EURIBOR 3M EURIBOR CAP		0.15	IT0004126972	UNICREDITO ITALIANO	ENI	EQUITY PROT	427.25
IT0004253412	BANCA IMI	BASKET GLO STALPHA WARRANT		0.14	IT0004126956	UNICREDITO ITALIANO	ENI	EQUITY PROT	400.41
IT0004081706	BANCA ANTONVENETA	EURIBOR 3M EURIBOR CAP		0.12	GB00B01NPF77	GOLDMAN SACHS INTERNAT	DAX	CERTIFICATI BENCH	379.98
IT0003805501	BANCA ANTONVENETA	EURIBOR 3M EURIBOR CAP		0.09	DE000DB039Y3	DEUTSCHE BANK AG	FIAT	EURO EQUITY PROT	310.60

News

Société Générale S.A.: Modification of the Issue Programme of Covered Warrant on Shares, Indices and Commodities

Deutsche Bank A.G.: Modification of the Issue Programme of Cash Collect Certificates on Shares and Indices

Glossary

Plain Vanilla: plain vanilla Covered Warrants
 IC - Benchmark: linear tracking of the underlying
 IC - Bonus: minimum return guaranteed in case of moderate decline
 IC - Equity Protection: (partial/total) protection from decline
 IC - Discount: purchase of the underlying at a discounted price

IC - Structured: combination of different options
 LC - Stop Loss: certificates with a knock-out barrier and leverage effect
 LC - Stop Loss R: Stop Loss with daily update of the strike
 CW SE - Exotics on Exchange Rates: CWs on interest rates and with periodic exercise
 CW SE - Rainbow: CWs on a ratio of two assets



Research & Development
 Piazza degli Affari, 6 - 20123 - Milano
 Tel +39 02 72426.478 - Fax +39 02 8646.4323
 e-mail: research@borsaitaliana.it
www.borsaitaliana.it

The diffusion of this document does not represent solicitation, by Borsa Italiana S.p.A., of public saving and is not to be considered as suggestion by Borsa Italiana S.p.A. to the suitability of the investment, if any, herein described. This document has not to be considered complete and it is meant for information and personal purposes only. Borsa Italiana S.p.A. accepts no liability, rising, without limitation to the generality of foregoing from inaccuracies and/or mistakes, for decisions and/or actions taken by any part based on this document. Trademarks Borsa Italiana, MTA, MTF, IDEM, STAR, techSTAR, SeDeX, TAH, MOT, EuroMOT, DomesticMOT, MTAX, TAHX, Expand, S&P/MIB, MIB30, MIBTEL, MIBEX, MIBSTAR, All Stars, MEX, ITEX, Bit Club, Academy, Borsamgt, MiniFIB and the logo of the Borsa Italiana Group are registered by Borsa Italiana S.p.A. Trademark Bit Systems is registered by Bit Systems S.p.A., Trademarks Cassa di Compensazione e Garanzia and CC&G are registered by Cassa di Compensazione e Garanzia S.p.A., Trademarks Monte Titoli and X-TRM are registered by Monte Titoli S.p.A., Trademarks Piazza Affari Gestione e Servizi and Palazzo Mezzanotte Congress and Training Centre are registered by Piazza Affari Gestione e Servizi S.p.A., The above mentioned trademarks as well as the other trademarks registered by the Borsa Italiana Group can not be used without previous written consent by the company owner of the trademark. Trademark S&P is registered by The McGraw-Hill Companies, Inc.