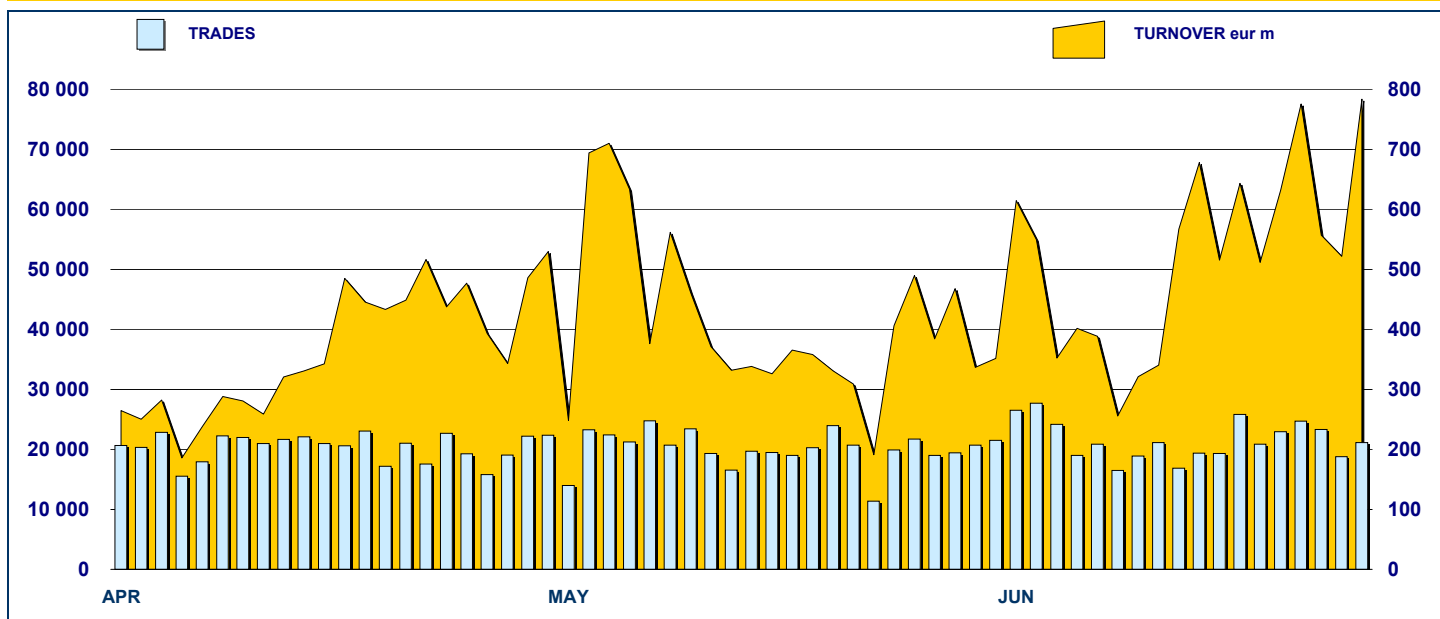


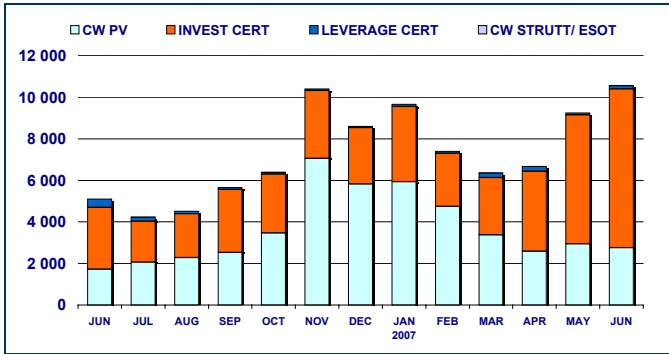
SECURITISED DERIVATIVES DAILY TURNOVER



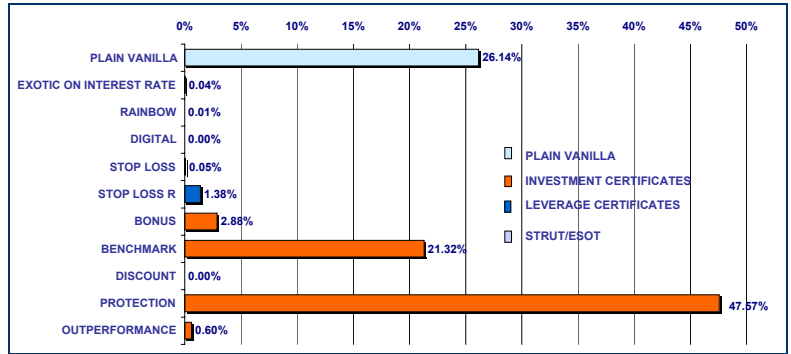
MAIN INDICATORS

	LISTED SeDeX					TRADING						
	DEC 2006		MAY 2007		JUNE 2007		MAY 2007		JUNE 2007		JAN-JUN 2007	
	LISTED END OF MONTH	LISTED END OF MONTH	MONTH NEW LISTED	LISTED END OF MONTH	MONTH NEW LISTED	TRADES number	TURNOVER eur m	TRADES number	TURNOVER eur m	TRADES number	TURNOVER eur m	
MARKET SEGMENTS												
PLAIN VANILLA CW	3 548	4 091	393	3 289	287	357 006	2 943.9	342 232	2 761.4	2 294 769	22 351.2	
STRUCTURED/EXOTIC CW	142	189	9	186	15	2 194	2.1	2 658	5.3	17 932	17.8	
LEVERAGE CERTIFICATES	276	406	27	355	15	17 645	84.1	22 343	151	129 069	891.7	
INVESTMENT CERTIFICATES	681	913	101	884	17	67 132	6 212.8	82 022	7 644.2	315 242	26 634.7	
TOTAL	4 647	5 599	530	4 714	334	443 977	9 242.9	449 255	10 562.4	2 757 012	49 895.4	
UNDERLYING ASSETS												
DOMESTIC SHARES	2 030	2 467	376	2 182	159	203 983	4 494.2	200 665	5 948.4	1 114 301	23 304.5	
DOMESTIC INDICES	556	636	34	486	18	166 693	1 927.1	159 924	1 571.9	1 079 452	14 014.3	
FOREIGN SHARES	330	519	10	417	89	14 881	352.3	9 582	169.1	80 543	1 433.1	
FOREIGN INDICES	1 057	1 240	86	1 005	23	49 241	2 432.5	70 275	2 837.4	408 613	10 855.3	
COMMODITIES (*)	281	372	3	293	18	3 736	16.8	3 211	18.2	33 416	177.6	
INTEREST RATE (**)	146	145	-	131	-	2 348	2.2	2 923	5.2	18 831	17.2	
OTHERS	247	220	21	200	27	3 095	17.8	2 675	12.3	21 856	93.4	
TOTAL	4 647	5 599	530	4 714	334	443 977	9 242.9	449 255	10 562.4	2 757 012	49 895.4	
(*) Futures on Commodities are included												
(**) Futures on Interest rate are included												
ISSUERS												
ABAXBANK	65	106	10	101	16	126	2.4	84	2.3	765	15.8	
ABN AMRO BANK	418	608	28	588	15	20 506	126.0	25 710	185.9	129 549	841.7	
BANCA ALETTI	62	81	6	85	4	15 654	1 234.5	19 347	1 677.7	68 913	5 938.1	
BANCA ANTONVENETA	137	153	-	142	-	3 704	5.5	3 486	5.6	28 760	38.8	
BANCA CABOTO	508	751	156	565	-	26 189	212.0	19 467	33.2	184 087	1 880.7	
BANCA IMI	481	608	74	616	71	72 444	557.8	89 378	1 245.6	488 898	5 979.9	
BNP PARIBAS ARBITRAGE ISSUANCE	-	-	-	1	1	-	-	46	0.2	46	0.2	
COMMERZBANK	4	4	-	4	-	-	-	-	-	1	0.0	
DEUTSCHE BANK AG	351	479	120	443	10	53 604	2 028.5	53 437	2 233.5	342 288	11 761.2	
GOLDMAN SACHS	229	22	-	22	-	4 936	2 092.6	6 074	2 142.5	48 617	5 790.7	
GOLDMAN SACHS JERSEY LIMITED	560	989	58	647	-	93 304	311.3	109 360	498.1	677 689	2 383.6	
JP MORGAN CHASE BANK	1	1	-	1	-	3	0.1	2	0.0	42	0.5	
MERRILL LYNCH	14	14	-	14	-	43	0.3	24	0.5	254	1.9	
SAL OPPENHEIM	8	15	5	15	-	214	4.8	425	6.2	1 244	16.2	
SOCIETE GENERALE	506	766	73	703	217	62 702	731.9	48 564	569.4	298 604	4 593.0	
SOCIETE GENERALE ACCEPTANCE N.V.	12	18	-	18	-	1 361	12.4	1 255	11.7	7 343	65.5	
UBS AG	240	181	-	122	-	536	15.2	305	2.2	3 070	58.9	
UNICREDIT BANCA MOBILIARE	1	-	-	-	-	-	-	-	-	-	-	
UNICREDITO ITALIANO	1 050	803	-	627	-	88 651	1 907.6	72 291	1 947.8	476 842	10 527.7	
TOTAL	4 647	5 599	530	4 714	334	443 977	9 243	449 255	10 562.4	2 757 012	49 895.4	

**TURNOVER
MONTHLY FIGURES - eur m**



**TURNOVER BY TYPOLOGIES
MONTHLY FIGURES - eur m**



**MOST TRADED UNDERLYING ASSETS
IN TERMS OF NUMBER OF TRADES**

UNDERLYING ASSET	JUNE 2007			
	TRADES			DAILY AVERAGE
	NUMBER	% TOT	% CUM	
S&P/MIB	159 852	35.58%	35.58%	7 612
ENI	65 641	14.61%	50.20%	3 126
DAX	39 199	8.73%	58.92%	1 867
FIAT	31 975	7.12%	66.04%	1 523
NASDAQ 100	18 015	4.01%	70.04%	858
GENERALI	15 844	3.53%	73.57%	754
STMICROELECTRONICS	14 984	3.34%	76.91%	714
UNICREDITO ITALIANO	13 965	3.11%	80.01%	665
TELECOM ITALIA	11 019	2.45%	82.47%	525
INTESA SANPAOLO	7 980	1.78%	84.24%	380

**MOST TRADED UNDERLYING ASSETS
IN TERMS OF TURNOVER**

UNDERLYING ASSET	JUNE 2007			
	TURNOVER			DAILY AVERAGE
	eur m	% TOT	% CUM	
ENI	3 761.45	35.61%	35.61%	179.12
DAX	2 631.74	24.92%	60.53%	125.32
S&P/MIB	1 571.24	14.88%	75.40%	74.82
FIAT	696.84	6.60%	82.00%	33.18
INTESA SANPAOLO	574.38	5.44%	87.44%	27.35
UNICREDITO ITALIANO	306.95	2.91%	90.34%	14.62
STMICROELECTRONICS	238.55	2.26%	92.60%	11.36
GENERALI	166.18	1.57%	94.18%	7.91
ENEL	135.01	1.28%	95.45%	6.43
TELECOM ITALIA	109.27	1.03%	96.49%	5.20

MOST TRADED INSTRUMENTS

PLAIN VANILLA COVERED WARRANTS - JUNE 2007

ISIN	ISSUER	UNDERLYIN	MKTG NAME	TURNOV. eur m
DE000DB568Y1	DEUTSCHE BANK AG	S&P/MIB	PLAIN VANILLA	306.41
FR0010427310	SOCIETE GENERALE	S&P/MIB	PLAIN VANILLA	258.80
IT0004129307	UNICREDITO ITALIANO	S&P/MIB	PLAIN VANILLA	176.67
FR0010427336	SOCIETE GENERALE	S&P/MIB	PLAIN VANILLA	104.80
IT0004224868	BANCA IMI	S&P/MIB	PLAIN VANILLA	97.42

LEVERAGE CERTIFICATES - JUNE 2007

ISIN	ISSUER	UNDERLYING	MKTG NAME	TURNOV. eur m
NL0000788792	ABN AMRO BANK	DAX	MINI FUTURES	27.98
NL0000788909	ABN AMRO BANK	DAX	MINI FUTURES	20.64
NL0000788784	ABN AMRO BANK	DAX	MINI FUTURES	13.71
NL0000837524	ABN AMRO BANK	DAX	MINI FUTURES	12.97
NL0000788917	ABN AMRO BANK	DAX	MINI FUTURES	10.79

STRUCTURED/EXOTIC COVERED WARRANTS - JUNE 2007

ISIN	ISSUER	UNDERLYIN	MKTG NAME	TURNOV. eur m
IT0004219165	BANCA ANTONVENETA	EURO SWAP 1PAYER		1.36
IT0004241128	ABAXBANK	S&P500 VS D/HEDGE WARRANT		0.85
IT0003805493	BANCA ANTONVENETA	EURIBOR 3M EURIBOR CAP		0.31
IT0003805501	BANCA ANTONVENETA	EURIBOR 3M EURIBOR CAP		0.29
IT0003921258	BANCA ANTONVENETA	EURIBOR 3M EURIBOR CAP		0.27

INVESTMENT CERTIFICATES - JUNE 2007

ISIN	ISSUER	UNDERLYING	MKTG NAME	TURNOV. eur m
GB00B01NPF77	GOLDMAN SACHS	DAX	CERTIFICATI BENCHMARK	2 140.19
IT0004196116	BANCA ALETTI	ENI	BORSA PROTETTA	1 146.51
IT0004126956	UNICREDITO ITALIANO	ENI	EQUITY PROTECTION	574.13
DE000DB026Y0	DEUTSCHE BANK AG	ENI	EURO EQUITY PROTECTION	525.99
IT0004126972	UNICREDITO ITALIANO	ENI	EQUITY PROTECTION	391.22

News

Nomura Bank International plc - New Issue Programme of Express Bonus Certificates and Equity Protection Certificates - **Banca Aletti & C. S.p.A.** - New Issue Programme of Covered Warrant with nominal value, Borsa Protetta and UP & UP Certificates - **Société Générale Effekten GmbH** - New Issue Programme of Athena, Bonus, Twin Win, Equity Protection and Benchmark Certificates - **UBS A.G.** - New Issue Programme of Bonus Certificates - **Deutsche Bank A.G.** - New Issue Programme of Twin Win Max Certificates and modification of the Issue Programme of X-Perf and of Equity Protection Certificates - **Banca Caboto S.p.A.** - New Issue Programme of Autocallable Certificates - **BNP Paribas Arbitrage Issuance B.V.** - First Certificate listed on SeDex market: 1 Twin Win Max on S&P/MIB index

Glossary

Plain Vanilla: plain vanilla Covered Warrants
 IC - Benchmark: linear tracking of the underlying
 IC - Bonus: minimum return guaranteed in case of moderate decline
 IC - Equity Protection: (partial/total) protection from decline
 IC - Discount: purchase of the underlying at a discounted price
 IC - Structured: combination of different options
 LC - Stop Loss: certificates with a knock-out barrier and leverage effect
 LC - Stop Loss R: Stop Loss with daily update of the strike
 CW SE - Exotics on Exchange Rates: CWs on interest rates and with periodic exercise
 CW SE - Rainbow: CWs on a ratio of two assets



Research & Development
 Piazza degli Affari, 6 - 20123 - Milano
 Tel +39 02 72426.478 - Fax +39 02 8646.4323
 e-mail: research@borsaitaliana.it
www.borsaitaliana.it