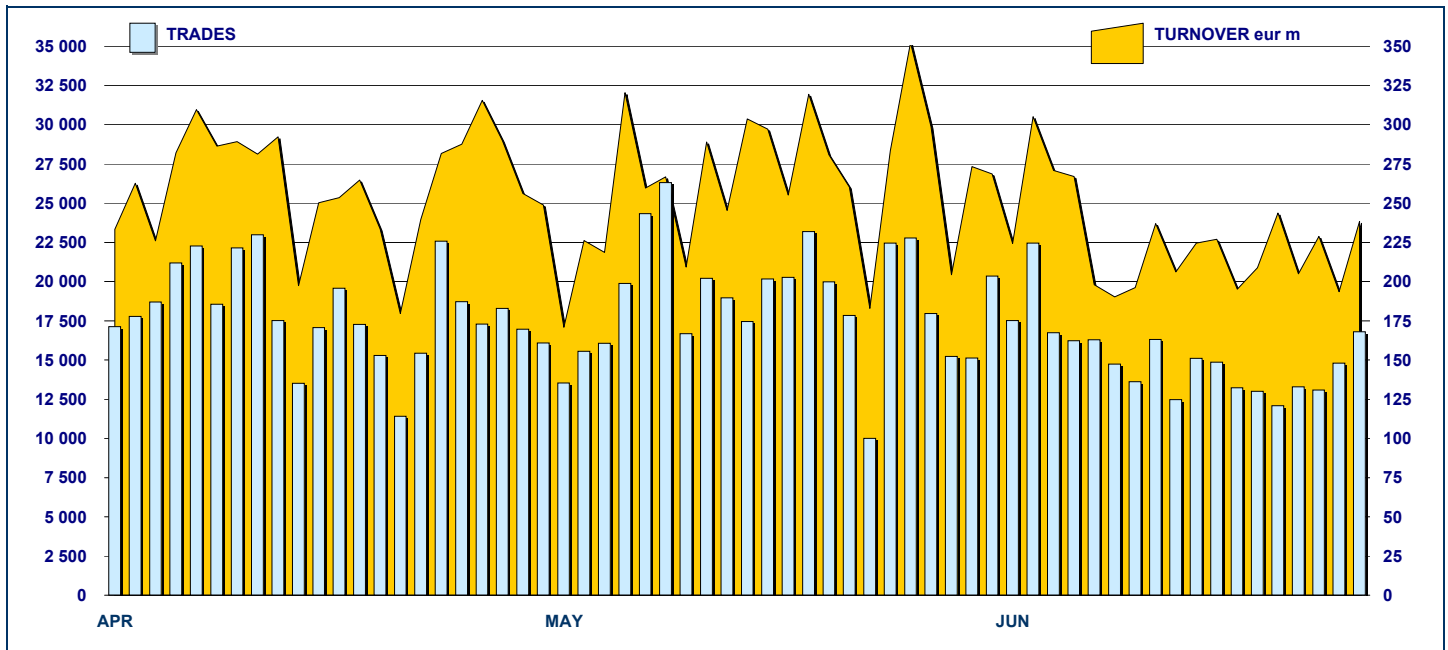


JUNE 2006

YEAR 7 - N. 6

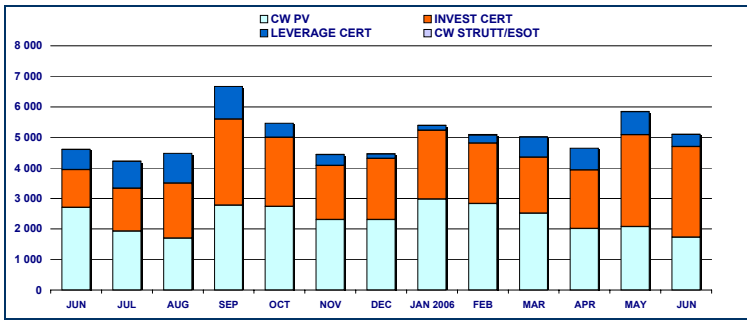
### SECURITISED DERIVATIVES DAILY TURNOVER



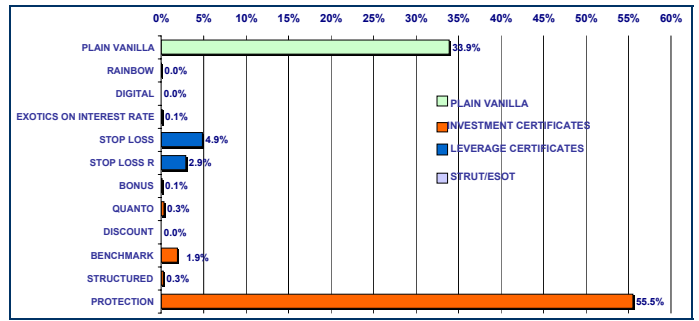
### MAIN INDICATORS

	LISTED SeDeX					TRADING						
	DEC 2005		MAY 2006		JUNE 2006		MAY 2006		JUNE 2006		JAN - JUN 2006	
	LISTED END of MONTH	LISTED END of MONTH	MONTH NEW LISTED	LISTED END of MONTH	MONTH NEW LISTED	TRADES number	TURNOVER eur m	TRADES number	TURNOVER eur m	TRADES number	TURNOVER eur m	
<b>MARKET SEGMENTS</b>												
PLAIN VANILLA CW	3 189	3 665	493	3 397	741	311 087	2 077.3	263 165	1 731.1	1 840 669	14 138.5	
STRUTTURATI / ESOTICI CW	151	222	4	154	-	12 414	15.6	10 436	8.8	49 377	66.5	
LEVERAGE CERTIFICATES	290	383	26	275	47	50 696	753.6	34 692	396.4	227 863	2 941.8	
INVESTMENT CERTIFICATES	446	589	5	530	31	40 021	3 004.5	32 874	2 967.7	183 581	13 971.9	
<b>TOTAL</b>	<b>4 076</b>	<b>4 859</b>	<b>528</b>	<b>4 356</b>	<b>819</b>	<b>414 218</b>	<b>5 850.9</b>	<b>341 167</b>	<b>5 103.9</b>	<b>2 301 490</b>	<b>31 118.6</b>	
<b>UNDERLYING ASSETS</b>												
DOMESTIC SHARES	1 821	2 084	193	1 971	356	94 805	2 223.9	85 850	2 744.8	562 566	11 194.7	
DOMESTIC INDICES	460	552	110	451	54	172 718	1 550.3	155 575	1 383.7	880 815	7 835.5	
FOREIGN SHARES	494	615	62	574	165	14 783	364.9	9 609	300.3	92 899	2 406.1	
FOREIGN INDICES	782	919	104	749	148	106 010	1 626.3	71 479	625.5	650 699	9 312.3	
OTHERS	519	689	59	611	96	25 902	85.5	18 654	49.6	114 511	370.0	
<b>TOTAL</b>	<b>4 076</b>	<b>4 859</b>	<b>528</b>	<b>4 356</b>	<b>819</b>	<b>414 218</b>	<b>5 850.9</b>	<b>341 167</b>	<b>5 103.9</b>	<b>2 301 490</b>	<b>31 118.6</b>	
<b>ISSUERS</b>												
ABAXBANK	74	173	5	116	21	418	19.1	168	9.2	1 549	63.6	
ABN AMRO BANK	327	488	-	421	46	32 121	200.1	28 259	180.5	144 854	861.5	
BANCA ALETTI	-	53	2	53	1	5 060	460.0	8 907	826.6	15 294	1 392.2	
BANCA ANTONVENETA	84	99	15	99	-	12 701	11.5	13 112	14.9	51 741	45.1	
BANCA CABOTO	485	569	-	599	147	11 009	46.9	12 025	28.2	82 116	172.8	
BANCA IMI	229	274	-	186	-	13 501	590.8	5 130	81.9	64 844	2 502.7	
BANCA NAZ LAVORO	42	42	-	42	-	53	0.1	99	0.2	315	0.9	
CITIGROUP GLOBAL MARKETS DEUTSCI	7	7	-	7	-	11	0.2	14	0.2	87	4.8	
COMMERZBANK	4	4	-	4	-	-	-	-	-	1	0.0	
DEUTSCHE BANK AG	386	510	166	447	10	65 395	1 753.3	56 913	1 743.2	381 456	10 997.3	
GOLDMAN SACHS	581	883	-	968	431	131 696	659.3	103 242	598.4	784 874	2 962.9	
MERRILL LYNCH	18	17	-	16	-	39	0.1	20	0.0	268	4.0	
SAL OPPENHEIM	37	28	-	28	-	101	0.3	112	0.4	2 093	13.3	
SOCIETE GENERALE	552	799	203	558	-	69 626	555.3	54 689	430.7	344 122	3 094.8	
UBS AG	26	110	-	148	80	289	1.9	316	1.7	913	4.6	
UNICREDITO ITALIANO	1 224	803	137	664	83	72 198	1 552.0	58 161	1 187.7	426 963	8 998.1	
<b>TOTAL</b>	<b>4 076</b>	<b>4 859</b>	<b>528</b>	<b>4 356</b>	<b>819</b>	<b>414 218</b>	<b>5 850.9</b>	<b>341 167</b>	<b>5 103.9</b>	<b>2 301 490</b>	<b>31 118.6</b>	

**TURNOVER**  
**MONTHLY FIGURES - eur m**



**TURNOVER BY TYPOLOGIES**  
**MONTHLY FIGURES - eur m**



**MOST TRADED UNDERLYING ASSETS**  
**IN TERMS OF NUMBER OF TRADES**

UNDERLYING ASSET	JUNE 2006			
	NUMBER	TOTAL	% TOT	% CUM
S&P/MIB	155 447	45.56%	45.56%	7 066
DAX	38 592	11.31%	56.88%	1 754
ENI	28 342	8.31%	65.18%	1 288
NASDAQ 100	22 474	6.59%	71.77%	1 022
EURIBOR 3M	10 365	3.04%	74.81%	471
GENERALI	8 620	2.53%	77.33%	392
STMICROELECTRONICS	8 358	2.45%	79.78%	380
FIAT	8 052	2.36%	82.14%	366
TELECOM ITALIA	6 287	1.84%	83.99%	286
UNICREDITO ITALIANO	6 154	1.80%	85.79%	280

**MOST TRADED UNDERLYING ASSETS**  
**IN TERMS OF TURNOVER**

UNDERLYING ASSET	JUNE 2006			
	eur m	% TOT	% CUM	DAILY AVERAGE
ENI	1 659.72	32.52%	32.52%	75.44
S&P/MIB	1 382.31	27.08%	59.60%	62.83
GENERALI	623.17	12.21%	71.81%	28.33
DAX	466.53	9.14%	80.95%	21.21
STMICROELECTRONICS	293.96	5.76%	86.71%	13.36
SAN PAOLO IMI	194.89	3.82%	90.53%	8.86
UNICREDITO ITALIANO	122.20	2.39%	92.92%	5.55
ENEL	51.13	1.00%	93.93%	2.32
DOW JONES EURO STOXX 50	37.11	0.73%	94.65%	1.69
NASDAQ 100	36.18	0.71%	95.36%	1.64

**MOST TRADED INSTRUMENTS**

**PLAIN VANILLA COVERED WARRANTS - JUNE 2006**

ISIN	ISSUER	UNDERLYING	MKTG NAME	TURNOV. eur m
FR0010299495	SOCIETE GENERALE	S&P/MIB	PLAIN VANILLA	317.50
GB00B0ZGSC05	GOLDMAN SACHS	S&P/MIB	PLAIN VANILLA	163.21
GB00B0ZGSB97	GOLDMAN SACHS	S&P/MIB	PLAIN VANILLA	160.13
IT0003971683	UNICREDITO ITALIANO	S&P/MIB	PLAIN VANILLA	133.96
IT0003971675	UNICREDITO ITALIANO	S&P/MIB	PLAIN VANILLA	84.35

**LEVERAGE CERTIFICATES - JUNE 2006**

ISIN	ISSUER	UNDERLYING	MKTG NAME	TURNOV. eur m
DE000DB390Z7	DEUTSCHE BANK AG	DAX	WAVE	158.99
NL0000162774	ABN AMRO BANK	DAX	MINI FUTURES	27.21
NL0000162865	ABN AMRO BANK	DAX	MINI FUTURES	24.21
NL0000082667	ABN AMRO BANK	DAX	MINI FUTURES	18.45
DE000DB38420	DEUTSCHE BANK AG	DAX	WAVE	15.60

**STRUTTURATI/ESOTICI - JUNE 2006**

ISIN	ISSUER	UNDERLYING	MKTG NAME	TURNOV. eur m
IT0003921258	BANCA ANTONVENETA	EURIBOR 3M	EURIBOR CAP	1.02
IT0004043136	ABAXBANK	ESTOXX BASIC RES VS ESTOXX 50	HEDGE WARRANT	0.67
IT0003957229	BANCA ANTONVENETA	EURIBOR 3M	EURIBOR CAP	0.55
IT0004043490	ABAXBANK	4 TOTAL + 0.1 ARKEMA	HEDGE WARRANT	0.52
IT0004043334	ABAXBANK	LOTTOMATICA VS S&P MIB	HEDGE WARRANT	0.46

**INVESTMENT CERTIFICATES - JUNE 2006**

ISIN	ISSUER	UNDERLYING	MKTG NAME	TURNOV. eur m
IT0004032790	BANCA ALETTI	ENI	BORSA PROTETTA	387.08
DE000DB03623	DEUTSCHE BANK AG	ENI	EQUITY PROTECTION	267.13
DE000DB03615	DEUTSCHE BANK AG	ENI	EQUITY PROTECTION	229.65
IT0003972251	UNICREDITO ITALIANO	GENERALI	EQUITY PROTECTION	198.33
DE000DB03599	DEUTSCHE BANK AG	GENERALI	EQUITY PROTECTION	195.01

**News**

New Issue Programs by Deutsche Bank of Bonus, PEPP, Double Chance, Outperformance and Equity Protection CAP Certificates, (quanto and non-quanto types), on Italian and foreign Shares and on Italian and foreign indices; Issue Program of X-perts Certificates (quanto and non-quanto types) on Italian and foreign indices.

Confirmation of the Issue Program by Banca Aletti of Borsa Protetta Certificates (quanto and non-quanto types) on Italian and foreign Shares and on Indices

**Glossary**

Plain Vanilla: plain vanilla Covered Warrants

IC - Benchmark: linear tracking of the underlying

IC - Bonus: minimum return guaranteed in case of moderate decline

IC - Equity Protection: (partial/total) protection from decline

IC - Discount: purchase of the underlying at a discounted price

IC - Quanto: Benchmark independent from exchange rate

IC - Structured: combination of different options

LC - Stop Loss: certificates with a knock-out barrier and leverage effect

LC - Stop Loss R: Stop Loss with daily update of the strike

CW SE - Exotics on Exchange Rates: CWs on interest rates and with periodic exercise

CW SE - Rainbow: CWs on a ratio of two assets