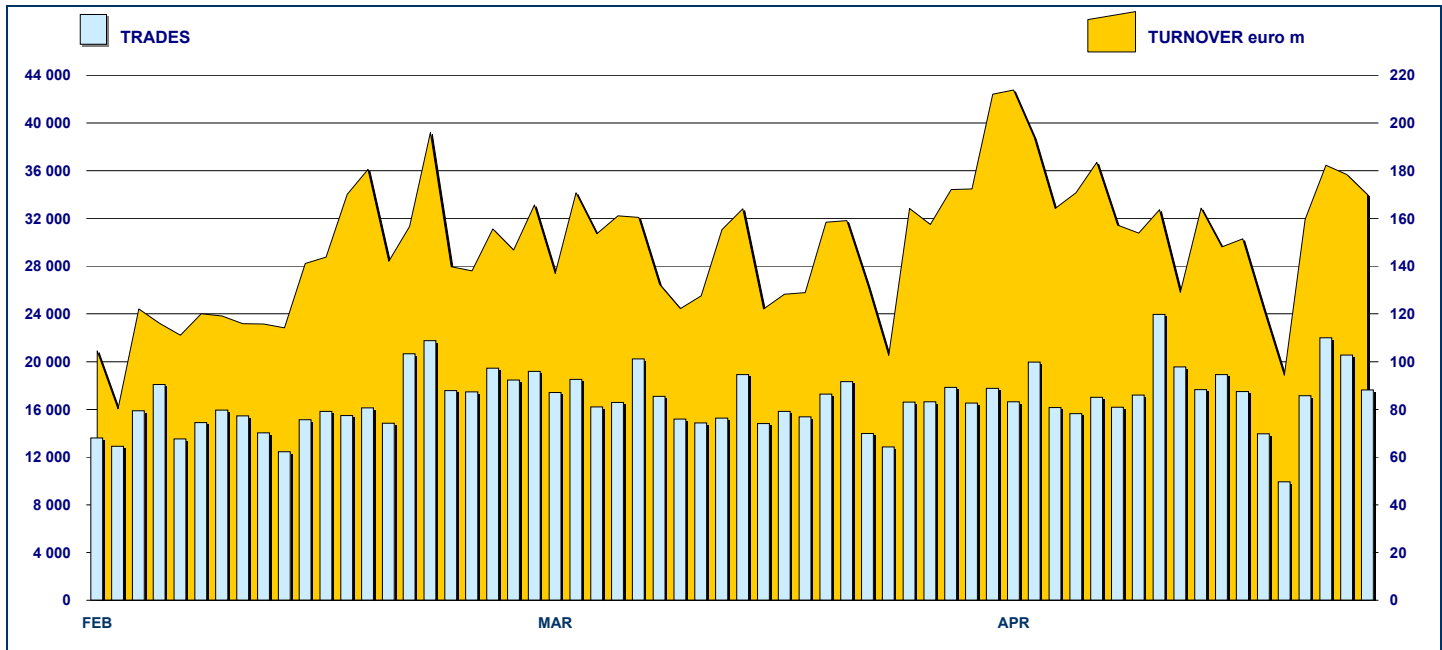


SECURITISED DERIVATIVES DAILY TURNOVER



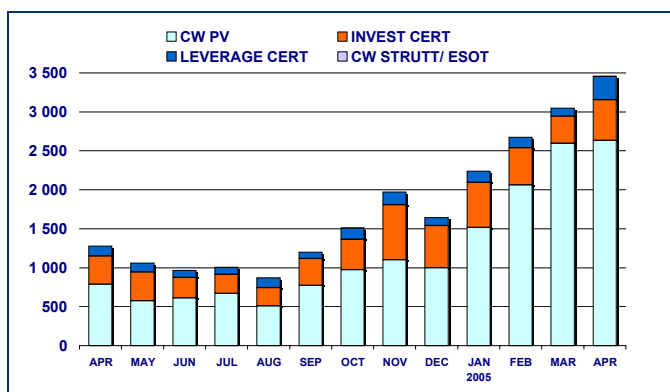
MAIN INDICATORS

LISTED SeDe

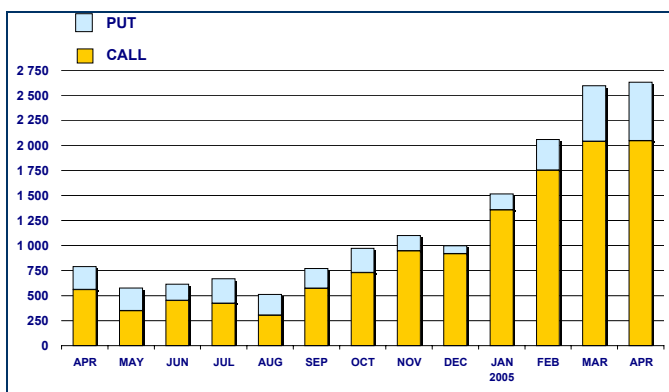
TRADING

	DEC 2004		MARCH 2005		APRIL 2005		MARCH 2005		APRIL 2005		JAN-APR 2005	
	LISTED END OF MONTH	LISTED END OF MONTH	MONTH NEW LISTED	LISTED END OF MONTH	MONTH NEW LISTED	TRADES number	TURNOVER EURO m	TRADES number	TURNOVER EURO m	TRADES number	TURNOVER EURO m	
MARKET SEGMENTS												
PLAIN VANILLA CW	2 284	2 830	615	3 504	694	312 671	2 597.3	317 078	2 633.0	1 162 300	8 806.7	
STRUTTURATI / ESOTICI CW	15	15	-	15	-	275	1.9	214	0.9	717	10.6	
LEVERAGE CERTIFICATES	225	247	56	261	56	27 360	102.2	40 937	301.9	128 807	683.5	
INVESTMENT CERTIFICATES	497	483	11	501	19	9 244	348.6	11 457	521.7	50 208	1 927.6	
TOTAL	3 021	3 575	682	4 281	769	349 550	3 050.1	369 686	3 457.5	1 342 032	11 428.4	
UNDERLYING ASSETS												
DOMESTIC SHARES	1 431	1 587	158	2 038	440	93 299	598.4	93 129	813.4	339 156	2 492.9	
DOMESTIC INDICES	335	448	77	489	68	166 498	1 979.1	179 821	2 168.0	628 510	6 988.7	
FOREIGN SHARES	445	657	291	717	76	16 486	237.9	14 800	93.6	79 120	749.2	
FOREIGN INDICES	653	665	92	739	100	67 467	217.5	75 554	364.9	269 432	1 123.2	
OTHERS	157	218	64	298	85	5 800	17.2	6 382	17.6	25 814	74.4	
TOTAL	3 021	3 575	682	4 281	769	349 550	3 050.1	369 686	3 457.5	1 342 032	11 428.4	
ISSUERS												
ABAXBANK	15	15	-	15	-	275	1.9	214	0.9	717	10.6	
ABN AMRO BANK	152	179	15	179	18	14 195	60.4	13 502	70.7	58 305	269.0	
BANCA CABOTO	422	356	-	474	118	18 593	236.4	19 920	332.5	69 237	848.3	
BANCA IMI	217	295	115	297	8	15 325	509.5	13 894	460.2	48 555	1 408.3	
BANCA NAZ LAVORO	-	42	42	42	-	-	-	25	0.0	25	0.01	
BANCA SELLA	20	20	-	20	-	1 326	0.7	1 819	0.9	5 498	3.0	
CITIGROUP GLOBAL MARKETS DEUTSCI	131	91	36	88	8	1 202	7.5	1 048	8.5	5 771	90.6	
COMMERZBANK	5	4	-	4	-	1	0.01	-	-	1	0.0	
DEUTSCHE BANK AG	77	192	69	309	119	19 772	323.7	41 256	577.8	90 784	1 427.1	
DRESDNER BANK AG	3	3	-	3	-	-	-	-	-	-	-	
GOLDMAN SACHS	677	841	259	961	120	118 053	326.3	110 083	275.9	457 445	1 079.7	
MERRILL LYNCH	20	20	-	20	-	25	0.03	26	0.1	110	0.4	
SAL OPPENHEIM	86	54	-	52	-	6 578	25.5	4 711	15.8	34 020	176.3	
SOCIETE GENERALE	421	440	66	672	242	52 826	321.3	50 839	343.8	177 964	1 069.9	
UBS AG	85	85	-	85	-	211	1.2	95	0.7	535	3.0	
UNICREDITO ITALIANO	690	938	80	1 060	136	101 168	1 235.7	112 254	1 369.7	393 065	5 042.4	
TOTAL	3 021	3 575	682	4 281	769	349 550	3 050.1	369 686	3 457.5	1 342 032	11 428.4	

TURNOVER
MONTHLY FIGURES - EURO million



PLAIN VANILLA SEGMENT: TURNOVER
MONTHLY FIGURES - EURO million



MOST TRADED UNDERLYING ASSETS
IN TERMS OF NUMBER OF TRADES

UNDERLYING ASSET	APRIL 2005			
	TRADES			DAILY AVERAGE
	NUMBER	% TOT	% CUM	
S&P/MIB	179 437	48.54%	48.54%	8 545
NASDAQ 100	35 012	9.47%	58.01%	1 667
DAX	34 640	9.37%	67.38%	1 650
ENI	23 469	6.35%	73.73%	1 118
STMICROELECTRONICS	13 636	3.69%	77.42%	649
ENEL	7 302	1.98%	79.39%	348
FIAT	7 262	1.96%	81.35%	346
GENERALI	6 606	1.79%	83.14%	315
AUTOSTRADE	5 978	1.62%	84.76%	285
SAN PAOLO IMI	5 544	1.50%	86.26%	264

MOST TRADED UNDERLYING ASSETS
IN TERMS OF TURNOVER

UNDERLYING ASSET	APRIL 2005			
	TURNOVER			DAILY AVERAGE
	EUR ML	% TOT	% CUM	
S&P/MIB	2 164.74	62.61%	62.61%	103.08
ENI	371.45	10.74%	73.35%	17.69
DAX	226.92	6.56%	79.92%	10.81
MEDIASET	115.13	3.33%	83.25%	5.48
STMICROELECTRONICS	85.62	2.48%	85.72%	4.08
SAN PAOLO IMI	74.57	2.16%	87.88%	3.55
NASDAQ 100	69.33	2.01%	89.88%	3.30
GENERALI	58.99	1.71%	91.59%	2.81
ENEL	54.14	1.57%	93.16%	2.58
NIKKEI 225	34.95	1.01%	94.17%	1.66

MOST TRADED INSTRUMENTS

PLAIN VANILLA COVERED WARRANTS - CALL - APRIL 2005

ISIN	ISSUER	UNDERLYING	TURNOV. EUR ML
IT0003715379	UNICREDITO ITALIANO	S&P/MIB	136.09
IT0003715361	UNICREDITO ITALIANO	S&P/MIB	116.28
DE000DB00215	DEUTSCHE BANK AG	S&P/MIB	107.85
IT0003824049	BANCA IMI	S&P/MIB	99.75
IT0003818595	UNICREDITO ITALIANO	S&P/MIB	72.10

LEVERAGE CERTIFICATES - APRIL 2005

ISIN	ISSUER	UNDERLYING	TURNOV. EUR ML
DE000DB02195	DEUTSCHE BANK AG	DAX	40.90
DE000DB02203	DEUTSCHE BANK AG	DAX	31.76
DE000DB02161	DEUTSCHE BANK AG	S&P/MIB	24.46
DE000DB02179	DEUTSCHE BANK AG	S&P/MIB	18.54
DE000DB02229	DEUTSCHE BANK AG	DAX	17.30

PLAIN VANILLA COVERED WARRANTS - PUT - APRIL 2005

ISIN	ISSUER	UNDERLYING	TURNOV. EUR ML
IT0003803506	ABAXBANK	FINECO VS MEDIOLANUM	0.18
IT0003803555	ABAXBANK	NOKIA VS SIEMENS	0.17
IT0003803522	ABAXBANK	FIAT VS BMW	0.10
IT0003803530	ABAXBANK	DEUTSCHE TELEKOM VS F	0.09
IT0003803548	ABAXBANK	DEUTSCHE TELEKOM VS 1	0.08

INVESTMENT CERTIFICATES - APRIL 2005

ISIN	ISSUER	UNDERLYING	TURNOV. EUR ML
IT0003741714	UNICREDITO ITALIANO	ENI	97.11
IT0003742076	UNICREDITO ITALIANO	STMICROELECTRONICS	53.83
IT0003570378	UNICREDITO ITALIANO	MEDIASET	53.20
IT0003741730	UNICREDITO ITALIANO	ENI	47.34
IT0003570402	UNICREDITO ITALIANO	MEDIASET	23.58

News

Covered Warrants Issue Program on Commodities and Commodity Futures by ABN Amro Bank