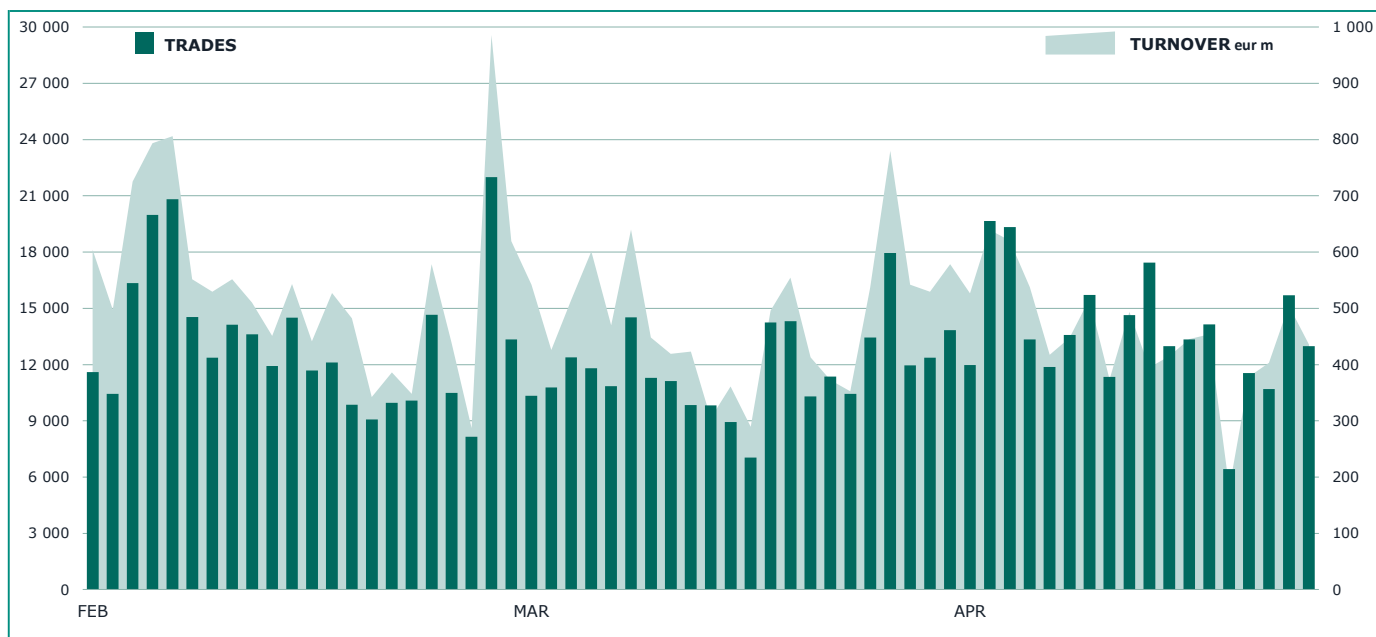




## Fixed Income Statistics

April 2022

### FIXED INCOME DAILY TURNOVER

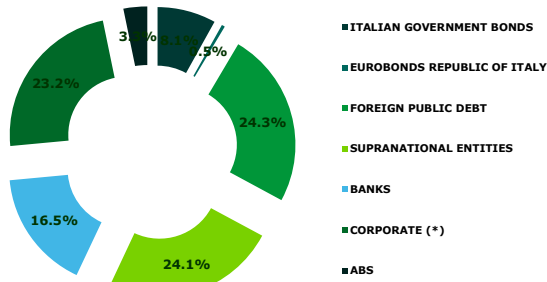


### MAIN INDICATORS

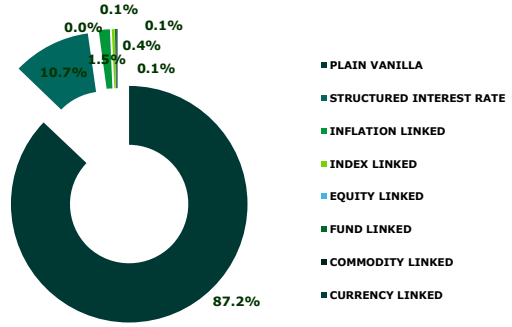
	LISTED BOND					TRADING						
	DEC 2021		MARCH 2022		APRIL 2022		MARCH 2022		APRIL 2022		JAN - APR 2022	
	LISTED	END of MONTH	LISTED	NEW LISTED	LISTED	NEW LISTED	TRADES number	TURNOVER eur m	TRADES number	TURNOVER eur m	TRADES number	TURNOVER eur m
<b>MARKET SEGMENTS</b>												
DMOT - ITALIAN GOVERNMENT BONDS	158	161	11	161	14	224 875	10 819.1	217 483	8 152.9	812 647	36 870.4	
DMOT - BONDS	57	51	-	51	-	5 641	68.6	4 366	58.1	20 770	264.4	
EUROMOT	1 169	1 170	47	1 167	55	49 135	700.7	38 112	526.9	170 392	2 381.5	
EXTRAMOT	638	615	17	611	27	798	31.2	540	23.5	2 166	103.4	
<i>of which BONDS IN DISTRIBUTION</i>	-	-	1	-	1	-	-	-	-	-	-	
<b>TOTAL</b>	<b>2 022</b>	<b>1 997</b>	<b>75</b>	<b>1 990</b>	<b>96</b>	<b>280 449</b>	<b>11 619.6</b>	<b>260 501</b>	<b>8 761.3</b>	<b>1 005 975</b>	<b>39 619.6</b>	
<b>ISSUERS</b>												
ITALIAN GOVERNMENT BONDS	158	161	11	161	14	224 875	10 819.1	217 483	8 152.9	812 647	36 870.4	
EUROBONDS REPUBLIC OF ITALY	9	9	-	9	-	2 367	78.5	1 692	57.0	7 879	275.7	
FOREIGN PUBLIC DEBT	476	488	24	484	27	14 989	233.6	11 436	161.1	54 672	793.9	
SUPRANATIONAL ENTITIES	488	480	18	480	21	19 509	250.8	16 729	212.7	67 211	835.7	
BANKS	350	330	5	329	8	10 613	148.0	7 585	115.1	34 873	508.0	
CORPORATE (*)	485	468	12	462	15	8 096	89.6	5 576	62.5	28 693	336.0	
ABS	56	61	5	65	11	-	-	-	-	-	-	
<b>TOTAL</b>	<b>2 022</b>	<b>1 997</b>	<b>75</b>	<b>1 990</b>	<b>96</b>	<b>280 449</b>	<b>11 619.6</b>	<b>260 501</b>	<b>8 761.3</b>	<b>1 005 975</b>	<b>39 619.6</b>	
(*) BOC and BOP are included												
<b>TYPE OF STRUCTURE</b>												
PLAIN VANILLA	1 631	1 602	60	1 594	73	45 463	680.4	34 360	501.6	157 412	2 323.3	
STRUCTURED INTEREST RATE	192	192	3	195	8	9 260	105.3	8 093	99.3	33 260	382.8	
INFLATION LINKED	27	28	1	28	1	574	11.3	372	4.9	1 890	31.5	
INDEX LINKED	7	7	-	7	-	236	3.1	180	2.2	645	8.7	
EQUITY LINKED	1	1	-	-	-	-	-	-	-	-	-	
FUND LINKED	3	3	-	2	-	6	0.2	4	0.1	33	2.0	
COMMODITY LINKED	1	1	-	1	-	2	0.0	4	0.2	15	0.5	
CURRENCY LINKED	2	2	-	2	-	33	0.2	5	0.0	73	0.4	
ITALIAN GOVERNMENT BONDS	158	161	11	161	14	224 875	10 819.1	217 483	8 152.9	812 647	36 870.4	
<b>TOTAL</b>	<b>2 022</b>	<b>1 997</b>	<b>75</b>	<b>1 990</b>	<b>96</b>	<b>280 449</b>	<b>11 619.6</b>	<b>260 501</b>	<b>8 761.3</b>	<b>1 005 975</b>	<b>39 619.6</b>	

**FOCUS ON LISTED BONDS - END OF MONTH**

**LISTED BY ISSUERS**



**LISTED BY TYPE OF STRUCTURE**



Italian Government Bonds are not included

**ISSUERS - MOST TRADED BONDS IN TERMS OF TURNOVER**

ITALIAN GOVERNMENT BONDS - APRIL 2022				FOREIGN PUBLIC DEBT - APRIL 2022			
ISIN	DESC	eur m	TRADES	ISIN	DESC	eur m	TRADES
IT0005425233	BTP TF 1,7% ST51 EUR	571.3	18 129	XS1968706876	ROMANIA TF 4,625% AP49 EUR	12.3	1 197
IT0005441883	BTP TF 2,15% MZ72 EUR	539.0	26 217	XS2109813142	ROMANIA TF 3,375% GE50 EUR	9.2	1 037
IT0005217390	BTP TF 2,8% MZ67 EUR	445.1	19 327	PT0TEAOE0021	PORTUGAL TF 4,95% OT23 EUR	6.3	32
IT0005410912	BTP ITALIA MG25 EUR	311.5	6 323	XS1085735899	PORTUGAL TF 5,125% OT24 USD	6.1	376
IT0005480980	BTP TF 2,15% ST52 EUR	244.1	5 625	DE0001104826	SCHATZ TF 0% DC22 EUR	5.1	15

EUROBONDS REPUBLIC OF ITALY - APRIL 2022				SUPRANATIONAL ENTITIES - APRIL 2022			
ISIN	DESC	eur m	TRADES	ISIN	DESC	eur m	TRADES
US465410BG26	ITALY 33USD 5,375	18.0	1 170	XS2249882064	EIB TF 4,75% OT25 BRL	14.1	1 484
US465410BZ07	ITALY TF 4% OT49 USD	10.9	64	XS1551882860	EIB MC FB24 USD	6.3	379
US465410CA47	ITALY TF 1,25% FB26 USD	9.7	44	XS1524609531	EIB TF 5,5% GE23 MXN	5.7	406
US465410AH18	ITALY SET23USD 6,875	5.4	236	XS1570406691	WORLD BANK MC MZ24 USD	5.2	364
US465410CC03	ITALY TF 3,875% MG51 USD	5.1	28	US298785JG20	EIB TF 0,375% DC25 USD	4.6	57

BANKS - APRIL 2022				CORPORATE - APRIL 2022			
ISIN	DESC	eur m	TRADES	ISIN	DESC	eur m	TRADES
IT0005127508	MEDIOBANCA VALORE TV FLOOR S	7.6	415	IT0005374043	CDP MC GN26 EUR	18.1	1 247
IT0005120313	BANCO BPM TV EUR3M+4,375 LG2	5.4	319	XS2049317808	IVS GROUP TF 3% OT26 CALL EUR	5.2	611
IT0004917842	MEDIOBANCA TF 5,75% AP23 LT2 I	4.9	365	XS1800025022	MAIRE TECNIMONT TF 2,625% AP2	4.2	361
IT0005188351	MEDIOBANCA OPERA TF 3,75% GN	4.6	414	XS2395580892	ALERION GREEN TF 2,25% NV27 C	3.1	383
IT0005412264	INTSANPAOLO TF 3,75% GN27 SU	4.1	16	XS2289795465	NEWLAT FOOD TF 2,625% FB27 CA	2.9	285

**TYPE OF STRUCTURE - MOST TRADED BONDS IN TERMS OF TURNOVER**

PLAIN VANILLA - APRIL 2022				STRUCTURED INTEREST RATE - APRIL 2022			
ISIN	DESC	eur m	TRADES	ISIN	DESC	eur m	TRADES
IT0005425233	BTP TF 1,7% ST51 EUR	571.3	18 129	IT0005442097	BTP FUTURA AP37 EUR	94.3	5 303
IT0005441883	BTP TF 2,15% MZ72 EUR	539.0	26 217	IT0005415291	BTP FUTURA LG30 EUR	40.8	2 094
IT0005217390	BTP TF 2,8% MZ67 EUR	445.1	19 327	IT0005425761	BTP FUTURA NV28 EUR	36.2	1 775
IT0005480980	BTP TF 2,15% ST52 EUR	244.1	5 625	IT0005466351	BTP FUTURA NV33 EUR	27.0	1 513
IT0005398406	BTP TF 2,45% ST50 EUR	221.2	9 048	IT0005374043	CDP MC GN26 EUR	18.1	1 247

INFLATION LINKED - APRIL 2022				INDEX LINKED - APRIL 2022			
ISIN	DESC	eur m	TRADES	ISIN	DESC	eur m	TRADES
IT0005410912	BTP ITALIA MG25 EUR	311.5	6 323	XS1233613188	WORLD BANK MC LG23 USD GREEP	1.7	144
IT0005174906	BTP ITALIA AP24 EUR	96.0	1 513	XS1917880285	WORLD BANK SUSTAINABLE MC INI	0.3	15
IT0005332835	BTP ITALIA MG26 EUR	88.5	2 100	IT0005122830	MEDIOBANCA MB45 MC IND LINK S	0.1	12
IT0005436701	BTP I TF 0,15% MGS1 EUR	71.8	2 988	XS1586107101	SG SUSTAINABLE MC IND LINK DC	0.1	7
IT0005253676	BTP ITALIA MG23 EUR	66.6	1 011	IT0005127151	MEDIOBANCA MB46 MC IND LINK C	0.0	2

EQUITY LINKED - APRIL 2022				OTHERS (*) - APRIL 2022			
ISIN	DESC	eur m	TRADES	ISIN	DESC	eur m	TRADES
CH0493463738	CS OC COM LINK FB23 USD	0.2	4	CH0460899674	CS OC FD LINK ST22 USD	0.1	3
XS2114121192	GS FIN CORP TF MG25 EUR	0.0	5	CH0491326630	CS OC FD LINK MZ23 USD	0.0	1

(\*) Fund Linked, Commodity Linked and Currency Linked are included

**News**

In April, on MOT market 3 Italian Government bonds and 8 instruments were listed; whereas on the ExtraMOT market 10 instruments were listed. Here below the list of financial instruments admitted to trading on the ExtraMOT Professional Segments of ExtraMOT market at request of the issuer:

- Enel Finance International Issue of £750,000,000 2.875 per cent. Notes due 11 April 2029 (XS2466363202)
- Minibond Short Term 14.04.2023 - Boman S.r.l. T.F. 4,2% - Callable - SECURABLE MCC (IT0005493066)
- Civibank Commercial Paper 13/04/2023 (IT0005493199)
- Generalfinance Commercial Paper 18/07/2022 (IT0005493074)
- Cloud SPV € 200,000,000 Class A1 Asset Backed Partly Paid Notes due March 2037 (IT0005493512)
- Cloud SPV € 40,000,000 Class A2 Asset Backed Partly Paid Notes due March 2037 (IT0005493520)
- Cloud SPV € 32,000,000 Class B1 Asset Backed Partly Paid Notes due March 2037 (IT0005493538)
- Cloud SPV € 5,200,000 Class B2 Asset Backed Partly Paid Notes due March 2037 (IT0005493546)
- Cloud SPV € 10,500,000 Class B3 Asset Backed Partly Paid Notes due March 2037 (IT0005493553)
- BPL Mortgages €1,800,000,000 Class A Asset Backed Floating Rate Notes due 25 October 2064 (IT0005493447)

Markets Analysis  
 Piazza degli Affari, 6 - 20123 Milano  
 T +39 02 724261 | Fax +39 02 8646.4323  
 e-mail: markets\_analysis@borsaitaliana.it  
 www.borsaitaliana.it

This publication is for information purposes only and is not a recommendation to engage in investment activities. This publication is provided "as is" without representation or warranty of any kind. Whilst all reasonable care has been taken to ensure the accuracy of the content, Euronext does not guarantee its accuracy or completeness. Euronext will not be held liable for any loss or damages of any nature ensuing from using, trusting or acting on information provided. No information set out or referred to in this publication shall form the basis of any contract. The creation of rights and obligations in respect of financial products that are traded on the exchanges operated by Euronext's subsidiaries shall depend solely on the applicable rules of the market operator. All proprietary rights and interest in or connected with this publication shall vest in Euronext. No part of it may be redistributed or reproduced in any form without the prior written permission of Euronext. Euronext disclaims any duty to update this information. Euronext refers to Euronext N.V. and its affiliates. Information regarding trademarks and intellectual property rights of Euronext is located at [www.euronext.com/terms-use](http://www.euronext.com/terms-use).

