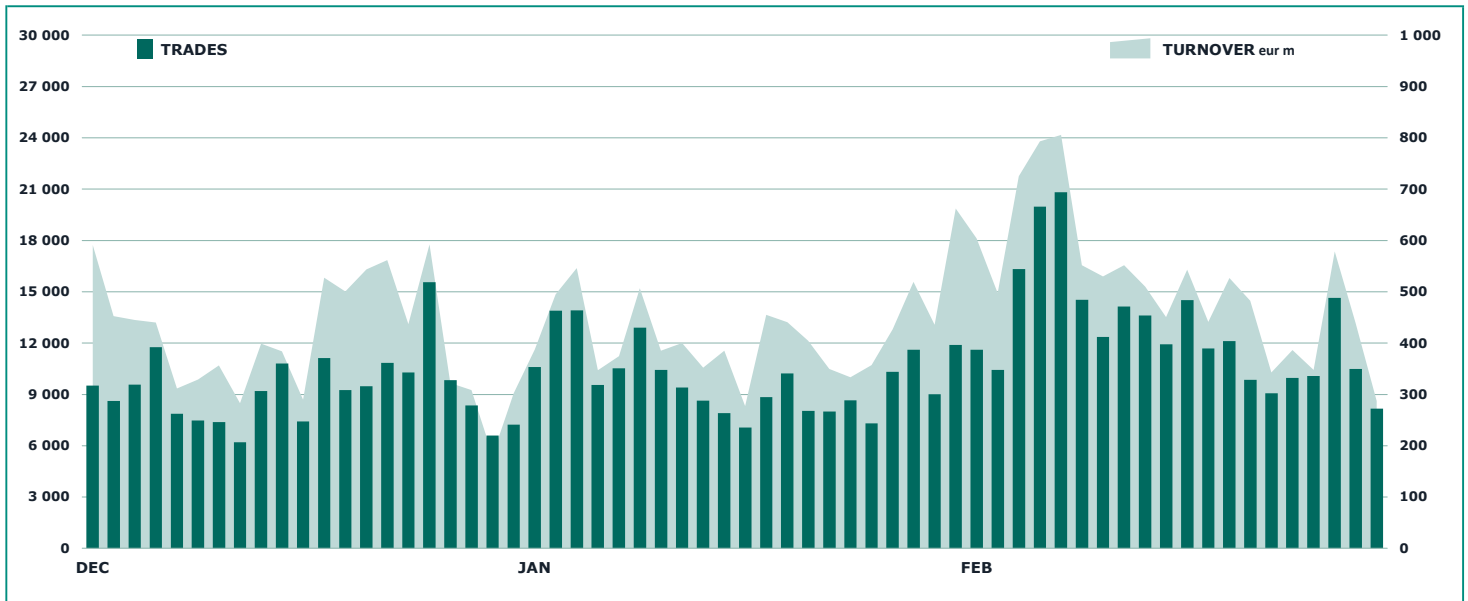
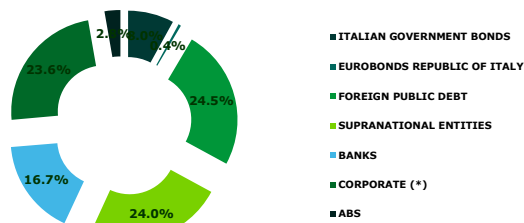


Fixed Income Statistics
February 2022
FIXED INCOME DAILY TURNOVER

MAIN INDICATORS

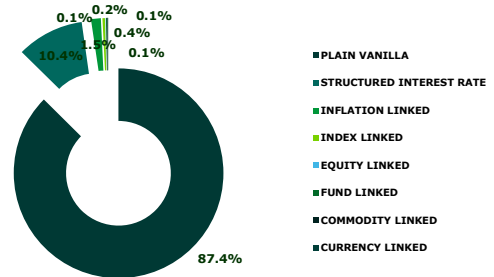
	LISTING					TRADING						
	DEC 2021		JANUARY 2022		FEBRUARY 2022		JANUARY 2022		FEBRUARY 2022		JAN-FEB 2022	
	LISTED END of MONTH	LISTED END of MONTH	NEW LISTED BEGIN of JAN 2021	LISTED END of MONTH	NEW LISTED BEGIN of JAN 2022	TRADES number	TURNOVER eur m	TRADES number	TURNOVER eur m	TRADES number	TURNOVER eur m	
MARKET SEGMENTS												
DMOT - ITALIAN GOVERNMENT BONDS	158	160	4	161	8	165 878	8 216.7	204 411	9 681.8	370 289	17 898.4	
DMOT - BONDS	57	55	-	53	-	4 560	58.8	6 203	78.9	10 763	137.7	
EUROMOT	1 169	1 166	13	1 181	39	37 927	542.6	45 218	611.2	83 145	1 153.9	
EXTRAMOT	638	629	5	621	7	355	24.8	473	23.9	828	48.7	
<i>of which BONDS IN DISTRIBUTION</i>	-	-	-	-	1	-	-	-	-	-	-	
TOTAL	2 022	2 010	22	2 016	54	208 720	8 842.9	256 305	10 395.8	465 025	19 238.7	
ISSUERS												
ITALIAN GOVERNMENT BONDS	158	160	4	161	8	165 878	8 216.7	204 411	9 681.8	370 289	17 898.4	
EUROBONDS REPUBLIC OF ITALY	9	9	-	9	-	1 910	66.4	1 910	73.8	3 820	140.2	
FOREIGN PUBLIC DEBT	476	483	12	493	23	12 372	178.9	15 875	220.3	28 247	399.2	
SUPRANATIONAL ENTITIES	488	481	1	484	11	14 859	180.7	16 114	191.5	30 973	372.2	
BANKS	350	342	-	337	4	7 587	117.8	9 088	127.0	16 675	244.9	
CORPORATE (*)	485	479	5	476	8	6 114	82.4	8 907	101.4	15 021	183.8	
ABS	56	56	-	56	-	-	-	-	-	-	-	
TOTAL	2 022	2 010	22	2 016	54	208 720	8 842.9	256 305	10 395.8	465 025	19 238.7	
(*) BOC and BOP are included												
TYPE OF STRUCTURE												
PLAIN VANILLA	1 631	1 617	18	1 621	43	34 203	526.8	43 386	614.5	77 589	1 141.3	
STRUCTURED INTEREST RATE	192	192	-	192	2	8 058	89.1	7 849	89.0	15 907	178.2	
INFLATION LINKED	27	27	-	28	1	444	7.6	500	7.7	944	15.3	
INDEX LINKED	7	7	-	7	-	113	2.0	116	1.4	229	3.4	
EQUITY LINKED	1	1	-	1	-	-	-	-	-	-	-	
FUND LINKED	3	3	-	3	-	13	0.5	10	1.2	23	1.7	
COMMODITY LINKED	1	1	-	1	-	8	0.2	1	0.0	9	0.2	
CURRENCY LINKED	2	2	-	2	-	3	0.0	32	0.2	35	0.2	
ITALIAN GOVERNMENT BONDS	158	160	4	161	8	165 878	8 216.7	204 411	9 681.8	370 289	17 898.4	
TOTAL	2 022	2 010	22	2 016	54	208 720	8 842.9	256 305	10 395.8	465 025	19 238.7	

FOCUS ON LISTED BONDS - END OF MONTH

LISTING BY ISSUERS



LISTING BY TYPE OF STRUCTURE



Italian Government Bonds are not included

ISSUERS - MOST TRADED BONDS IN TERMS OF TURNOVER

ITALIAN GOVERNMENT BONDS - FEBRUARY 2022				FOREIGN PUBLIC DEBT - FEBRUARY 2022			
ISIN	DESC	eur m	TRADES	ISIN	DESC	eur m	TRADES
IT0005441883	BTP TF 2,15% MZ72 EUR	751.0	28 038	XS2109813142	ROMANIA TF 3,375% GE50 EUR	21.0	2 331
IT0005425233	BTP TF 1,7% ST51 EUR	705.9	21 154	XS1968706876	ROMANIA TF 4,625% AP49 EUR	18.2	1 601
IT0005217390	BTP TF 2,8% MZ67 EUR	408.2	13 196	XS1768074319	ROMANIA TF 3,375% FB38 EUR	6.9	687
IT0005433195	BTP TF 0,95% MZ37 EUR	354.2	8 020	XS2330514899	ROMANIA TF 2,75% AP41 EUR	5.9	652
IT0005398406	BTP TF 2,45% ST50 EUR	306.2	8 115	DE0001135366	BUND LG40 EUR 4,75	5.4	13
EUROBONDS REPUBLIC OF ITALY - FEBRUARY 2022				SUPRANATIONAL ENTITIES - FEBRUARY 2022			
ISIN	DESC	eur m	TRADES	ISIN	DESC	eur m	TRADES
US465410BG26	ITALY 33USD 5,375	22.8	1 362	XS2105803527	EIB TF 7,25% GE30 ZAR	5.6	329
US465410BZ07	ITALY TF 4% OT49 USD	20.5	110	XS1167524922	EIB TF 8,125% DC26 ZAR	4.8	250
US465410BY32	ITALY TF 2,875% OT29 USD	8.9	41	XS1507486584	EIB TF NV26 CALL USD	4.2	380
US465410CC03	ITALY TF 3,875% MG51 USD	6.7	38	XS1551882860	EIB MC FB24 USD	3.9	290
US465410AH18	ITALY SET23USD 6,875	4.7	201	XS1555164299	EBRD TF 6% LG23 RUB	3.8	581
BANKS - FEBRUARY 2022				CORPORATE - FEBRUARY 2022			
ISIN	DESC	eur m	TRADES	ISIN	DESC	eur m	TRADES
IT0005120313	BANCO BPM TV EUR3M+4,375 LG22 SUB TIER2	11.5	622	IT0005374043	CDP MC GN26 EUR	17.3	1 170
IT0005127508	MEDIOBANCA VALORE TV FLOOR SUBT2 ST25EU	8.4	678	XS2049317808	IVS GROUP TF 3% OT26 CALL EUR	10.2	1 113
XS2395954998	INTSANPAOLO TF 2,5% OT31 USD	8.3	623	XS2215041513	CARRARO FIN TF 3,75% ST26 CALL EUR	8.2	791
IT0005188351	MEDIOBANCA OPERA TF 3,75% GN26 SUB TIER2	7.1	592	XS1747134564	CARRARO FIN TF GE25 CALL EUR	7.5	719
IT0004917842	MEDIOBANCA TF 5,75% AP23 LT2 EUR	6.8	428	XS2395580892	ALERION GREEN TF 2,25% NV27 CALL EUR	7.0	515

TYPE OF STRUCTURE - MOST TRADED BONDS IN TERMS OF TURNOVER

PLAIN VANILLA - FEBRUARY 2022				STRUCTURED INTEREST RATE - FEBRUARY 2022			
ISIN	DESC	eur m	TRADES	ISIN	DESC	eur m	TRADES
IT0005441883	BTP TF 2,15% MZ72 EUR	751.0	28 038	IT0005415291	BTP FUTURA LG30 EUR	118.5	3 768
IT0005425233	BTP TF 1,7% ST51 EUR	705.9	21 154	IT0005442097	BTP FUTURA AP37 EUR	116.5	4 993
IT0005217390	BTP TF 2,8% MZ67 EUR	408.2	13 196	IT0005425761	BTP FUTURA NV28 EUR	71.1	2 417
IT0005433195	BTP TF 0,95% MZ37 EUR	354.2	8 020	IT0005466351	BTP FUTURA NV33 EUR	48.4	2 116
IT0005398406	BTP TF 2,45% ST50 EUR	306.2	8 115	IT0005374043	CDP MC GN26 EUR	17.3	1 170
INFLATION LINKED - FEBRUARY 2022				INDEX LINKED - FEBRUARY 2022			
ISIN	DESC	eur m	TRADES	ISIN	DESC	eur m	TRADES
IT0005410912	BTP ITALIA MG25 EUR	298.0	6 988	XS1233613188	WORLD BANK MC LG23 USD GREEN GROWTH B	1.1	90
IT0005312142	BTP ITALIA NV23 EUR	182.8	1 172	IT0005122830	MEDIOBANCA MB45 MC IND LINK ST22 EUR	0.1	13
IT0005332835	BTP ITALIA MG26 EUR	177.9	2 339	XS1917880285	WORLDBANK SUSTAINABLE MC INDLINK DC23L	0.1	3
IT0005388175	BTP ITALIA OT27 EUR	145.0	1 795	XS1586107101	SG SUSTAINABLE MC IND LINK DC22 USD	0.1	6
IT0005174906	BTP ITALIA AP24 EUR	137.2	1 376	IT0005127151	MEDIOBANCA MB46 MC IND LINK OT22 EUR	0.0	3
EQUITY LINKED - FEBRUARY 2022				OTHERS (*) - FEBRUARY 2022			
ISIN	DESC	eur m	TRADES	ISIN	DESC	eur m	TRADES
				CH0460899674	CS OC FD LINK ST22 USD	1.0	5
				XS2114121192	GS FIN CORP TF MG25 EUR	0.2	32
				CH0491326630	CS OC FD LINK MZ23 USD	0.2	4
				CH0460907329	CS OC FD LINK AP22 USD	0.0	1
				CH0493463738	CS OC COM LINK FB23 USD	0.0	1

(*) Fund Linked, Commodity Linked and Currency Linked are included

News

In February, on MOT market 4 Italian Government bonds and 26 instruments were listed; whereas on the ExtraMOT market 2 instruments were listed. Here below the list of financial instruments admitted to trading on the ExtraMOT Professional Segments of ExtraMOT market at request of the issuer:

Generalfinance Commercial Paper 06/08/2022 (IT0005483018)
 Minibond Short Term 30.03.2022 - Liquidità Immediata - Boman S.r.l. T.F. 4,2% - Callable - SECURABLE MCC 90% (IT0005440778)

Markets Analysis
 Piazza degli Affari, 6 - 20123 Milano
 T +39 02 724261 | Fax +39 02 8646.4323
 e-mail: markets_analysis@borsaitaliana.it
 www.borsaitaliana.it

This publication is for information purposes only and is not a recommendation to engage in investment activities. This publication is provided "as is" without representation or warranty of any kind. Whilst all reasonable care has been taken to ensure the accuracy of the content, Euronext does not guarantee its accuracy or completeness. Euronext will not be held liable for any loss or damages of any nature ensuing from using, trusting or acting on information provided. No information set out or referred to in this publication shall form the basis of any contract. The creation of rights and obligations in respect of financial products that are traded on the exchanges operated by Euronext's subsidiaries shall depend solely on the applicable rules of the market operator. All proprietary rights and interest in or connected with this publication shall vest in Euronext. No part of it may be redistributed or reproduced in any form without the prior written permission of Euronext. Euronext disclaims any duty to update this information. Euronext refers to Euronext N.V. and its affiliates. Information regarding trademarks and intellectual property rights of Euronext is located at www.euronext.com/terms-use.

