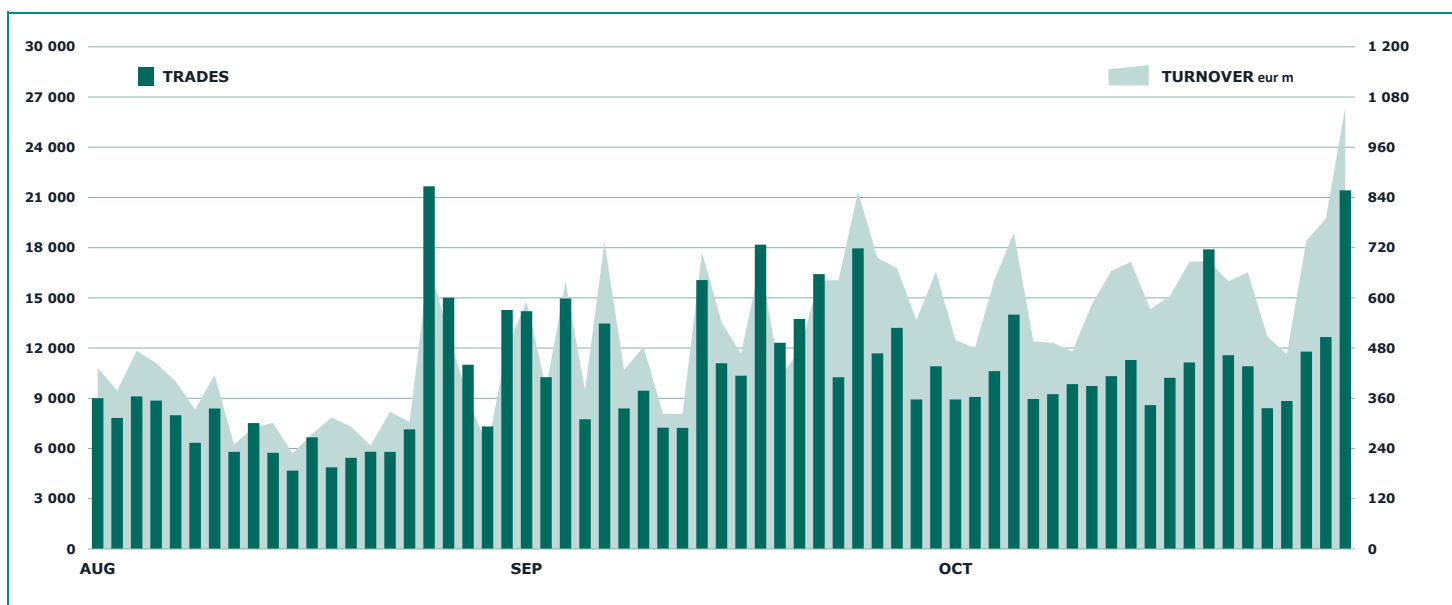
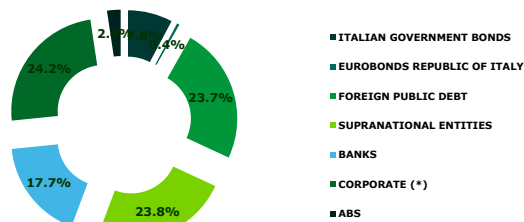


**Fixed Income Statistics**
**October 2021**
**FIXED INCOME DAILY TURNOVER**

**MAIN INDICATORS**

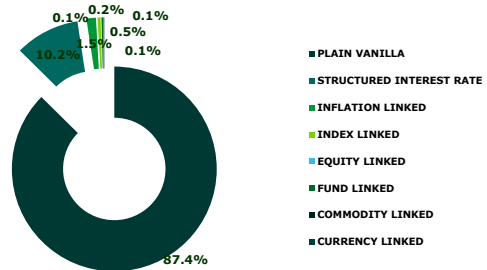
	LISTING					TRADING						
	DEC 2020		SEP 2021		OCT 2021		SEP 2021		OCT 2021		JAN - OCT 2021	
	LISTED END of MONTH	LISTED END of MONTH	NEW LISTED BEGIN of JAN 2021	LISTED END of MONTH	NEW LISTED BEGIN of JAN 2021	TRADES number	TURNOVER eur m	TRADES number	TURNOVER eur m	TRADES number	TURNOVER eur m	
<b>MARKET SEGMENTS</b>												
DMOT - ITALIAN GOVERNMENT BONDS:	152	159	34	158	37	220 991	11 449.7	185 171	12 011.3	2 051 393	125 024.5	
DMOT - BONDS	79	61	1	59	1	5 772	82.6	6 900	101.6	70 726	1 113.2	
EUROMOT	1 084	1 162	206	1 172	228	36 915	717.9	42 993	1 035.5	386 686	7 230.4	
EXTRAMOT	814	643	57	641	62	416	36.1	431	31.5	5 209	338.7	
of which BONDS IN DISTRIBUTION	-	1	5	2	7	170	150.0	2 277	352.4	2 950	846.2	
<b>TOTAL</b>	<b>2 129</b>	<b>2 025</b>	<b>298</b>	<b>2 030</b>	<b>328</b>	<b>264 094</b>	<b>12 286.4</b>	<b>235 495</b>	<b>13 179.9</b>	<b>2 514 014</b>	<b>133 706.8</b>	
<b>ISSUERS</b>												
ITALIAN GOVERNMENT BONDS	152	159	34	158	37	220 991	11 449.7	185 171	12 011.3	2 051 393	125 024.5	
EUROBONDS REPUBLIC OF ITALY	7	9	2	9	2	1 383	56.3	1 570	98.4	17 775	951.8	
FOREIGN PUBLIC DEBT	489	483	59	481	61	11 151	172.1	10 592	194.9	97 294	1 827.6	
SUPRANATIONAL ENTITIES	428	475	112	483	127	17 080	244.6	18 650	245.7	170 028	2 278.2	
BANKS	410	360	38	359	41	7 245	130.1	8 452	143.9	98 370	1 681.7	
CORPORATE (*)	612	493	36	492	41	6 244	233.6	11 060	485.7	79 154	1 942.9	
ABS	31	46	17	48	19	-	-	-	-	-	-	
<b>TOTAL</b>	<b>2 129</b>	<b>2 025</b>	<b>298</b>	<b>2 030</b>	<b>328</b>	<b>264 094</b>	<b>12 286.4</b>	<b>235 495</b>	<b>13 179.9</b>	<b>2 514 014</b>	<b>133 706.8</b>	
(*) BOC and BOP are included												
<b>TYPE OF STRUCTURE</b>												
PLAIN VANILLA	1 728	1 627	249	1 636	276	34 303	713.3	41 228	1 043.1	362 562	7 292.7	
STRUCTURED INTEREST RATE	194	192	12	191	12	8 228	112.7	8 412	113.3	93 528	1 248.7	
INFLATION LINKED	28	28	3	28	3	320	4.7	430	7.7	3 822	91.8	
INDEX LINKED	19	11	-	9	-	191	3.1	207	3.3	2 189	33.1	
EQUITY LINKED	1	1	-	1	-	-	-	-	-	-	-	
FUND LINKED	4	4	-	4	-	34	2.4	30	1.0	288	13.6	
COMMODITY LINKED	1	1	-	1	-	11	0.5	5	0.2	38	1.1	
CURRENCY LINKED	2	2	-	2	-	16	0.1	12	0.0	194	1.3	
ITALIAN GOVERNMENT BONDS	152	159	34	158	37	220 991	11 449.7	185 171	12 011.3	2 051 393	125 024.5	
<b>TOTAL</b>	<b>2 129</b>	<b>2 025</b>	<b>298</b>	<b>2 030</b>	<b>328</b>	<b>264 094</b>	<b>12 286.4</b>	<b>235 495</b>	<b>13 179.9</b>	<b>2 514 014</b>	<b>133 706.8</b>	

## FOCUS ON LISTED BONDS - END OF MONTH

## LISTING BY ISSUERS



## LISTING BY TYPE OF STRUCTURE



Italian Government Bonds are not included

## ISSUERS - MOST TRADED BONDS IN TERMS OF TURNOVER

ITALIAN GOVERNMENT BONDS - OCTOBER 2021				FOREIGN PUBLIC DEBT - OCTOBER 2021			
ISIN	DESC	eur m	TRADES	ISIN	DESC	eur m	TRADES
IT0005425233	BTP TF 1,7% ST51 EUR	1 414.3	32 565	XS2109813142	ROMANIA TF 3,375% GE50 EUR	16.2	1 351
IT0005441883	BTP TF 2,15% MZ72 EUR	943.8	29 838	DE0001135481	BUND LG44 EUR 2,5	11.4	27
IT0005433195	BTP ITALIA MG25 EUR	463.0	10 017	XS2330514899	ROMANIA TF 2,75% AP41 EUR	9.8	626
IT0005433195	BTP TF 0,95% MZ37 EUR	427.6	9 262	XS2258400162	ROMANIA TF 2,625% DC40 EUR	7.0	579
IT0005217390	BTP TF 2,8% MZ67 EUR	410.6	9 893	XS1968706876	ROMANIA TF 4,625% AP49 EUR	6.2	268
EUROBONDS REPUBLIC OF ITALY - OCTOBER 2021				SUPRANATIONAL ENTITIES - OCTOBER 2021			
ISIN	DESC	eur m	TRADES	ISIN	DESC	eur m	TRADES
US465410BZ07	ITALY TF 4% OT49 USD	23.9	118	XS1115184753	EIB TF 9,25% OT24 TRY	11.9	1 243
US465410CA47	ITALY TF 1,25% FB26 USD	21.8	70	XS2105803527	EIB TF 7,25% GE30 ZAR	6.4	432
US465410BY32	ITALY TF 2,875% OT29 USD	18.7	86	XS1507486584	EIB TF NV26 CALL USD	6.4	333
US465410BG26	ITALY 33USD 5,375	18.2	897	XS1791714147	WORLD BANK SUSTAINABLE TF 12% M223 TRY	6.0	879
XS0098449456	ITALY 29EUR FRN	5.7	148	XS0427291751	EIB OT25 EUR 4,5	4.7	40
BANKS - OCTOBER 2021				CORPORATE - OCTOBER 2021			
ISIN	DESC	eur m	TRADES	ISIN	DESC	eur m	TRADES
IT0005120313	BANCO BPM TV EUR3M+4,375 LG22 SUB TIER2	13.2	672	XS2395580892	ALERION GREEN TF 2,25% NV27 CALL EUR	200.0	1 234
XS2241390983	INTSANPAOLO TF 2,1% NV30 USD	9.3	986	XS2393520734	OVS SLB TF 2,25% NV27 CALL EUR	152.4	1 043
IT0005127508	MEDIOBANCA VALORE TV FLOOR SUBT2 ST25EU	8.3	578	XS2377768366	WIIT TF 2,375% OT26 CALL EUR	41.8	2 116
IT0005412256	INTSANPAOLO TV EUR3M+4,05 GN27 SUB TIER2	7.5	26	IT0005374043	CDP MC GN26 EUR	26.7	1 525
IT0005188351	MEDIOBANCA OPERA TF 3,75% GN26 SUB TIER2	6.6	418	XS2083187059	ALERION GREEN TF 3,125% DC25 CALL EUR	7.8	484

## TYPE OF STRUCTURE - MOST TRADED BONDS IN TERMS OF TURNOVER

PLAIN VANILLA - OCTOBER 2021				STRUCTURED INTEREST RATE - OCTOBER 2021			
ISIN	DESC	eur m	TRADES	ISIN	DESC	eur m	TRADES
IT0005425233	BTP TF 1,7% ST51 EUR	1 414.3	32 565	IT0005425761	BTP FUTURA NV28 EUR	117.2	2 474
IT0005441883	BTP TF 2,15% MZ72 EUR	943.8	29 838	IT0005415291	BTP FUTURA LG30 EUR	105.1	2 734
IT0005433195	BTP TF 0,95% MZ37 EUR	427.6	9 262	IT0005442097	BTP FUTURA AP37 EUR	99.3	3 403
IT0005217390	BTP TF 2,8% MZ67 EUR	410.6	9 893	IT0005374043	CDP MC GN26 EUR	26.7	1 525
IT0005438004	BTPGREEN 1,5%AP45EUR	410.3	8 684	XS1507486584	EIB TF NV26 CALL USD	6.4	333
INFLATION LINKED - OCTOBER 2021				INDEX LINKED - OCTOBER 2021			
ISIN	DESC	eur m	TRADES	ISIN	DESC	eur m	TRADES
IT0005410912	BTP ITALIA MG25 EUR	463.0	10 017	IT0005122830	MEDIOBANCA MB45 MC IND LINK ST22 EUR	0.8	38
IT0005436701	BTP1 TF 0,15% MG51 EUR	180.8	2 364	XS1233613188	WORLD BANK MC LG23 USD GREEN GROWTH B	0.7	67
IT0005105843	BTP ITALIA AP23 EUR	153.5	1 437	XS1917880285	WORLD BANK SUSTAINABLE MC INDLINK DC23L	0.4	19
IT0005388175	BTP ITALIA OT27 EUR	138.0	1 875	IT0004924004	MEDIOBANCA SINTESI T MISTO MC NV21 EUR	0.4	18
IT0005174906	BTP ITALIA AP24 EUR	121.1	1 721	IT0004958069	MEDIOBANCA MB26 INDEX LINKED MC OT21 EL	0.3	24
EQUITY LINKED - OCTOBER 2021				OTHERS (*) - OCTOBER 2021			
ISIN	DESC	eur m	TRADES	ISIN	DESC	eur m	TRADES
				CH0491326630	CS OC FD LINK MZ23 USD	0.7	18
				XS1649517742	CS OC FD LINK NV21 USD	0.2	6
				CH0493463738	CS OC COM LINK FB23 USD	0.2	5
				CH0460907329	CS OC FD LINK AP22 USD	0.1	4
				CH0460899674	CS OC FD LINK ST22 USD	0.0	2

(\*) Fund Linked, Commodity Linked and Currency Linked are included

## News

In October, on MOT market 3 Italian Government bonds and 22 instruments were listed; whereas on the ExtraMOT market 5 instruments were listed. Here below the list of financial instruments admitted to trading on the ExtraMOT Professional Segments of ExtraMOT market at request of the issuer:

SACE BT S.p.A. €14,500,000 3.25 per cent. due 2031 (IT0005493223)  
 Multi Lease S.r.l. € 1,321,000,000.00 Class A Asset Backed Floating Rate Notes due February 2047 (IT0005454464)  
 Hera S.p.A. Issue of €500,000,000 1.000 per cent. Sustainability-Linked Notes due 25 April 2034 (XS2399933386)  
 Krypton SPE S.r.l. € 20,000,000 Class J Asset Backed Partly Paid Notes due March 2036 (IT0005442469)  
 GeneralFinance S.p.A. - Commercial Paper due on 17/01/2022 (IT0005461428)

## Markets Analysis

Piazza degli Affari, 6 - 20123 Milano

T. +39 02 724261 | Fax +39 02 8646 4323

e-mail: [markets\\_analysis@borsaitaliana.it](mailto:markets_analysis@borsaitaliana.it)[www.borsaitaliana.it](http://www.borsaitaliana.it)

This publication is for information purposes only and is not a recommendation to engage in investment activities. This publication is provided "as is" without representation or warranty of any kind. Whilst all reasonable care has been taken to ensure the accuracy of the content, Euronext does not guarantee its accuracy or completeness. Euronext will not be held liable for any loss or damages of any nature ensuing from using, trusting or acting on information provided. No information set out or referred to in this publication shall form the basis of any contract. The creation of rights and obligations in respect of financial products that are traded on the exchanges operated by Euronext's subsidiaries shall depend solely on the applicable rules of the market operator. All proprietary rights and interest in or connected with this publication shall vest in Euronext. No part of it may be redistributed or reproduced in any form without the prior written permission of Euronext. Euronext disclaims any duty to update this information. Euronext refers to Euronext N.V. and its affiliates. Information regarding trademarks and intellectual property rights of Euronext is located at [www.euronext.com/terms-use](http://www.euronext.com/terms-use).