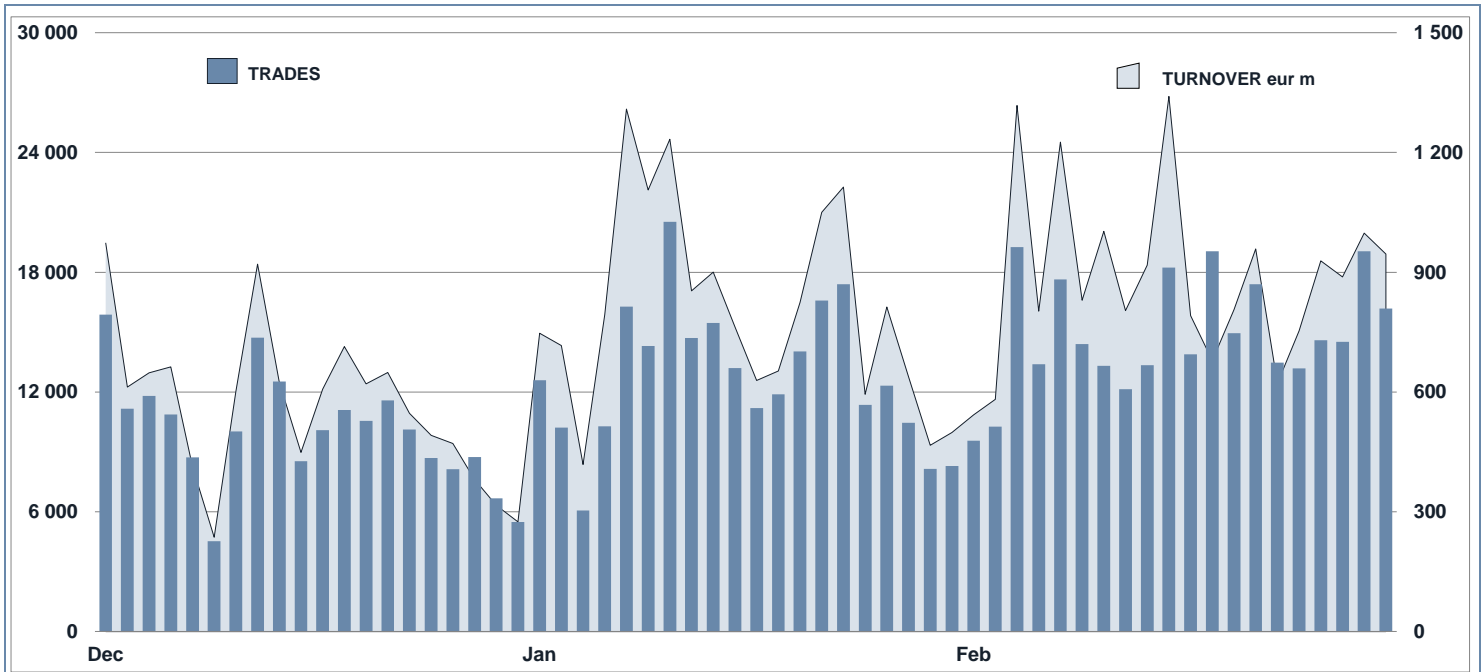
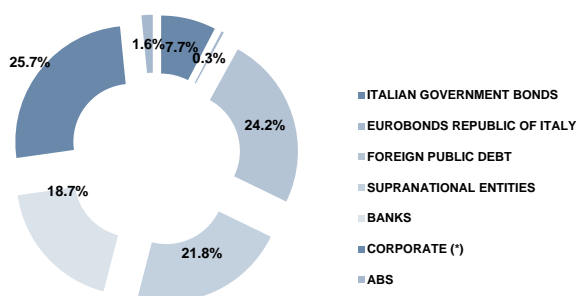


FIXED INCOME Statistics
February 2021
FIXED INCOME DAILY TURNOVER

MAIN INDICATORS

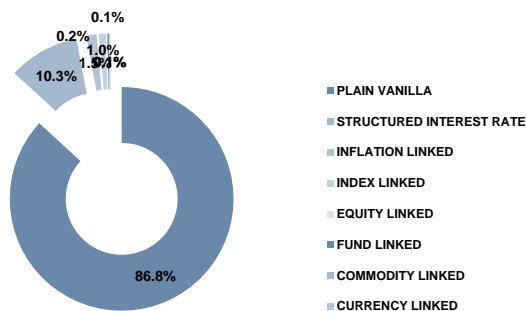
	LISTED BOND					TRADING					
	DEC 2020	JANUARY 2021		FEBRUARY 2021		JANUARY 2021		FEBRUARY 2021		JAN - FEB 2021	
	LISTED END of MONTH	LISTED END of MONTH	NEW LISTED BEGIN of JAN 2021	LISTED END of MONTH	NEW LISTED BEGIN of JAN 2021	TRADES number	TURNOVER eur m	TRADES number	TURNOVER eur m	TRADES number	TURNOVER eur m
MARKET SEGMENTS											
DMOT - ITALIAN GOVERNMENT BONDS	152	154	4	156	9	207 955	15 291.4	238 654	16 477.2	446 609	31 768.6
DMOT - BONDS	79	78	-	1 130	-	8 632	139.8	9 343	163.9	17 975	303.7
EUROMOT	1 084	1 115	46	679	70	37 953	659.5	49 105	1 054.2	87 058	1 713.7
EXTRAMOT	814	798	1	73	4	777	32.6	797	42.3	1 574	74.9
<i>of which BONDS IN DISTRIBUTION</i>	-	-	-	1	2	-	-	305	205.1	305	205.1
TOTAL	2 129	2 145	51	2 038	83	255 317	16 123.3	297 899	17 737.6	553 216	33 860.9
ISSUERS											
ITALIAN GOVERNMENT BONDS	152	154	4	156	9	207 955	15 291.4	238 654	16 477.2	446 609	31 768.6
EUROBONDS REPUBLIC OF ITALY	7	7	-	7	-	1 802	92.0	2 308	109.1	4 110	201.1
FOREIGN PUBLIC DEBT	489	497	11	493	25	8 574	202.2	13 239	304.8	21 813	507.0
SUPRANATIONAL ENTITIES	428	441	22	445	29	17 222	247.2	19 763	257.6	36 985	504.8
BANKS	410	413	13	382	15	11 682	187.4	13 237	222.1	24 919	409.5
CORPORATE (*)	612	602	1	523	4	8 082	103.1	10 698	366.8	18 780	469.9
ABS	31	31	-	32	1	-	-	-	-	-	-
TOTAL	2 129	2 145	51	2 038	83	255 317	16 123.3	297 899	17 737.6	553 216	33 860.9
(*) BOC and BOP are included											
TYPE OF STRUCTURE											
PLAIN VANILLA	1 728	1 740	44	1 634	69	35 212	668.5	45 697	1 060.5	80 909	1 729.1
STRUCTURED INTEREST RATE	194	196	3	193	3	11 603	151.6	12 863	182.3	24 466	333.9
INFLATION LINKED	28	28	-	28	2	279	6.9	388	11.9	667	18.8
INDEX LINKED	19	19	-	19	-	214	3.0	224	3.3	438	6.3
EQUITY LINKED	1	1	-	1	-	-	-	-	-	-	-
FUND LINKED	4	4	-	4	-	10	1.5	45	2.1	55	3.7
COMMODITY LINKED	1	1	-	1	-	2	0.1	1	0.0	3	0.1
CURRENCY LINKED	2	2	-	2	-	42	0.3	27	0.2	69	0.5
ITALIAN GOVERNMENT BONDS	152	154	4	156	9	207 955	15 291.4	238 654	16 477.2	446 609	31 768.6
TOTAL	2 129	2 145	51	2 038	83	255 317	16 123.3	297 899	17 737.6	553 216	33 860.9

FOCUS ON LISTED BONDS - END OF MONTH

LISTED BY ISSUERS



LISTED BY TYPE OF STRUCTURE



Italian Government Bonds are not included

ISSUERS - MOST TRADED BONDS IN TERMS OF TURNOVER

ITALIAN GOVERNMENT BONDS - FEBRUARY 2021				FOREIGN PUBLIC DEBT - FEBRUARY 2021			
ISIN	DESC	eur m	TRADES	ISIN	DESC	eur m	TRADES
IT0005217390	BTP TF 2,8% MZ67 EUR	1 651.1	35 630	BE0000340498	BELGIUM TF 2,15% GN66 EUR	30.6	229
IT0005425233	BTP TF 1,7% ST51 EUR	1 407.4	31 905	ES0000012G00	OBLIGACIONES TF 1% OT50 EUR	12.7	608
IT0005433195	BTP TF 0,95% MZ37 EUR	1 002.6	19 650	XS2201851685	ROMANIA TF 4% FBS1 USD	10.6	953
IT0005410912	BTP ITALIA MG25 EUR	910.8	15 397	DE0001102481	BUND TF 0% AG50 EUR	8.8	334
IT0005398406	BTP TF 2,45% ST50 EUR	488.3	8 521	ES0000012F76	OBLIGACIONES TF 0,5% AP30 EUR	8.2	64

EUROBONDS REPUBLIC OF ITALY - FEBRUARY 2021				SUPRANATIONAL ENTITIES - FEBRUARY 2021			
ISIN	DESC	eur m	TRADES	ISIN	DESC	eur m	TRADES
US465410BZ07	ITALY TF 4% OT49 USD	49.5	253	XS2105803527	EIB TF 7,25% GE30 ZAR	18.9	879
US465410BG26	ITALY 33USD 5,375	27.7	1 427	XS1115184753	EIB TF 9,25% OT24 TRY	7.9	980
US465410BY32	ITALY TF 2,875% OT29 USD	12.1	68	XS1791714147	WORLD BANK SUSTAINABLE TF 12% MZ23 TRY	7.3	800
XS0098449456	ITALY 29EUR FRN	7.5	253	XS1605368536	EIB TF 8% MG27 ZAR	6.2	311
US465410CA47	ITALY TF 1,25% FB26 USD	6.3	36	XS1507486584	EIB TF NV26 CALL USD	5.6	380

BANKS - FEBRUARY 2021				CORPORATE - FEBRUARY 2021			
ISIN	DESC	eur m	TRADES	ISIN	DESC	eur m	TRADES
XS2241390983	INTSANPAOLO TF 2,1% NV30 USD	34.7	2 000	XS2289795465	NEWLAT FOOD TF 2,625% FB27 CALL EUR	224.9	1 788
IT0005120313	BANCO BPM TV EUR3M+4,375 LG22 SUB TIER2	13.6	797	IT0005374043	CDP MC GN26 EUR	44.2	2 135
IT0005127508	MEDIOBANCA VALORE TV FLOOR SUBT2 ST25EL	12.7	764	IT0005090995	CDP MC MZ22 EUR	20.9	568
IT0004917842	MEDIOBANCA TF 5,75% AP23 LT2 EUR	10.1	571	XS2049317808	IVS GROUP TF 3% OT26 CALL EUR	13.5	1 204
IT0001200390	COMIT-98/28 ZC	9.7	557	XS2215041513	CARRARO FIN TF 3,75% ST26 CALL EUR	9.0	716

TYPE OF STRUCTURE - MOST TRADED BONDS IN TERMS OF TURNOVER

PLAIN VANILLA - FEBRUARY 2021				STRUCTURED INTEREST RATE - FEBRUARY 2021			
ISIN	DESC	eur m	TRADES	ISIN	DESC	eur m	TRADES
IT0005217390	BTP TF 2,8% MZ67 EUR	1 651.1	35 630	IT00054252761	BTP FUTURA NV28 EUR	462.3	6 836
IT0005425233	BTP TF 1,7% ST51 EUR	1 407.4	31 905	IT0005415291	BTP FUTURA LG30 EUR	388.5	7 893
IT0005433195	BTP TF 0,95% MZ37 EUR	1 002.6	19 650	IT0005374043	CDP MC GN26 EUR	44.2	2 135
IT0005398406	BTP TF 2,45% ST50 EUR	488.3	8 521	IT0005090995	CDP MC MZ22 EUR	20.9	568
IT0003934657	BTP-1FB37 4%	297.8	4 560	XS0098449456	ITALY 29EUR FRN	7.5	253

INFLATION LINKED - FEBRUARY 2021				INDEX LINKED - FEBRUARY 2021			
ISIN	DESC	eur m	TRADES	ISIN	DESC	eur m	TRADES
IT0005410912	BTP ITALIA MG25 EUR	910.8	15 397	XS1917880285	WORLD BANK SUSTAINABLE MC IND LINK DC23USC	1.3	68
IT0005332835	BTP ITALIA MG26 EUR	252.3	3 368	IT0005122830	MEDIOBANCA MB45 MC IND LINK ST22 EUR	0.6	24
IT0005388175	BTP ITALIA OT27 EUR	242.4	2 854	XS1233613188	WORLD BANK MC LG23 USD GREEN GROWTH BOI	0.3	38
IT0005174906	BTP ITALIA AP24 EUR	119.6	1 902	IT0004924046	MEDIOBANCA SINTESI T MISTO MC NV21 USD	0.2	10
IT0005105843	BTP ITALIA AP23 EUR	113.9	1 895	IT0005013054	MEDIOBANCA MB37 MC IND LINK MG21 EUR	0.2	19

EQUITY LINKED - FEBRUARY 2021				OTHERS (*) - FEBRUARY 2021			
ISIN	DESC	eur m	TRADES	ISIN	DESC	eur m	TRADES
				XS1649517742	CS OC FD LINK NV21 USD	1.2	32
				CH0460907329	CS OC FD LINK AP22 USD	0.5	3
				CH0491326630	CS OC FD LINK MZ23 USD	0.3	6
				CH0460899674	CS OC FD LINK ST22 USD	0.2	4
				XS2114121192	GS FIN CORP TF MG25 EUR	0.2	23

(*) Fund Linked, Commodity Linked and Currency Linked are included

News

In February, on MOT market 5 Italian Government bonds and 24 instruments were listed; whereas on the ExtraMOT market 3 instruments were listed. Here below the list of financial instruments admitted to trading on the ExtraMOT PRO and ExtraMOT PRO3 of ExtraMOT market at request of the issuer.

Profamily SPV S.r.l. Euro 860,000,000.00 Class A Asset Backed Fixed Rate Notes due December 2040 (IT0005434979)
 SNAM S.p.A. Issue of €500,000,000 0.000 per cent. Notes due 15 August 2025 (XS2300208928)
 Borgosesia S.p.A. 2021-2026 (IT0005436172)

Markets Analysis
 Piazza degli Affari, 6 - 20123 Milano
 T +39 02 724261 | Fax +39 02 8646.4323
 e-mail: markets_analysis@borsaitaliana.it
 www.borsaitaliana.it

This document contains text, data, graphics, photographs, illustrations, artwork, names, logos, trade marks, service marks and information ("Information") connected with Borsa Italiana S.p.A. ("Borsa Italiana").

All reasonable efforts have been made to ensure that the Information in this document was correct at the time of publication. However, Borsa Italiana Spa accepts no liability for decisions taken, or systems-related or other work carried out by any party based on this document. The publication of this document does not represent solicitation, by Borsa Italiana, of public saving and is not to be considered as a recommendation by Borsa Italiana as to the suitability of the investment, if any, herein described.