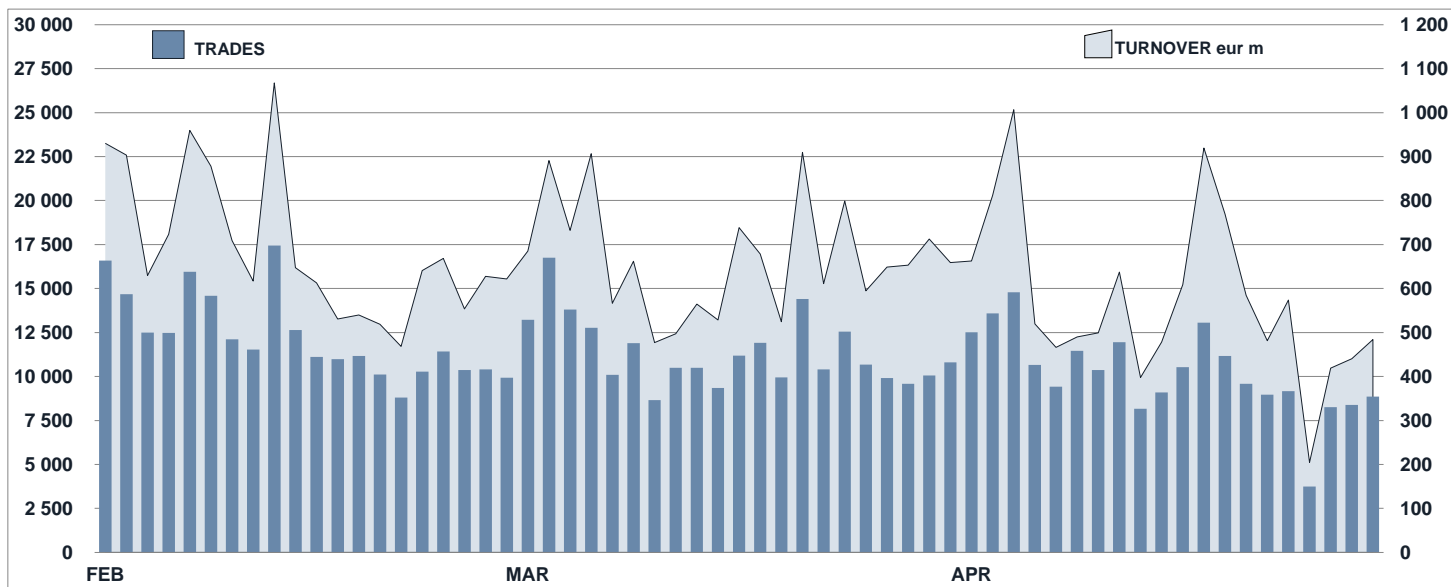




FIXED INCOME Statistics

April 2018

FIXED INCOME DAILY TURNOVER



MAIN INDICATORS

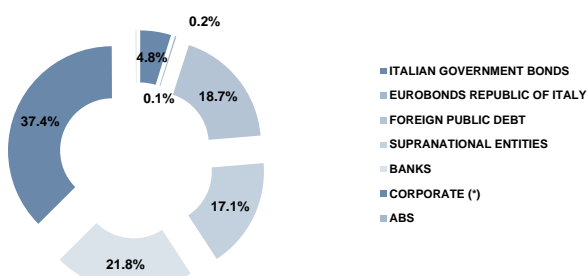
LISTED BOND

TRADING

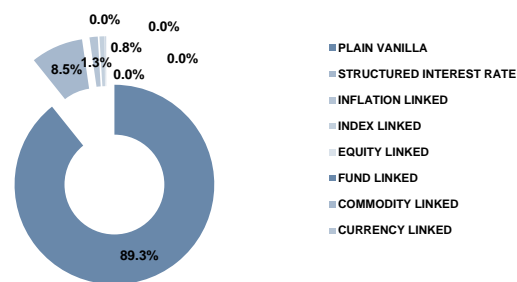
	DEC 2017		MARCH 2018		APRIL 2018		MARCH 2018		APRIL 2018		JAN - APR 2018	
	LISTED END of MONTH	LISTED END of MONTH	NEW LISTED BEGIN of JAN 2018	LISTED END of MONTH	NEW LISTED BEGIN of JAN 2018	TRADES number	TURNOVER eur m	TRADES number	TURNOVER eur m	TRADES number	TURNOVER eur m	
MARKET SEGMENTS												
DMOT - ITALIAN GOVERNMENT BONDS	124	127	12	128	16	170 508	12 785.3	131 984	10 161.2	672 201	49 812.5	
DMOT - BONDS	207	194	-	193	-	15 365	235.6	13 308	208.5	62 204	977.5	
EUROMOT	1 022	1 060	68	1 066	91	49 676	857.4	55 577	959.4	212 259	3 757.8	
EXTRAMOT	1 254	1 287	73	1 291	86	3 392	161.0	2 836	124.7	14 152	635.3	
<i>of which BONDS IN DISTRIBUTION</i>	-	1	4	2	6	28	3.5	1 114	165.1	1 308	348.5	
TOTAL	2 607	2 668	153	2 678	193	238 941	14 039.3	203 705	11 453.9	960 816	55 183.1	
ISSUERS												
ITALIAN GOVERNMENT BONDS	124	127	12	128	16	170 508	12 785.3	131 984	10 161.2	672 201	49 812.5	
EUROBONDS REPUBLIC OF ITALY	5	6	1	6	1	1 391	26.9	905	13.3	5 634	97.1	
FOREIGN PUBLIC DEBT	495	500	24	500	31	13 799	339.2	12 608	227.2	59 667	1 264.0	
SUPRANATIONAL ENTITIES	431	457	35	458	43	24 627	357.9	31 311	425.8	102 157	1 464.6	
BANKS	578	579	25	583	35	19 302	304.8	18 193	288.3	81 058	1 291.6	
CORPORATE (*)	972	997	56	1 001	67	9 314	225.2	8 704	338.2	40 099	1 253.3	
ABS	2	2	-	2	-	-	-	-	-	-	-	
TOTAL	2 607	2 668	153	2 678	193	238 941	14 039.3	203 705	11 453.9	960 816	55 183.1	
(*) BOC and BOP are included												
TYPE OF STRUCTURE												
PLAIN VANILLA	2 207	2 269	137	2 276	170	51 249	985.6	55 882	1 066.7	213 947	4 302.9	
STRUCTURED INTEREST RATE	217	214	2	216	4	16 499	239.3	14 595	201.5	71 439	990.7	
INFLATION LINKED	34	34	1	34	2	330	25.2	904	20.3	1 758	61.2	
INDEX LINKED	22	21	1	21	1	350	3.6	337	3.9	1 452	15.2	
EQUITY LINKED	1	1	-	1	-	-	-	-	-	-	-	
FUND LINKED	1	1	-	1	-	5	0.1	2	0.3	17	0.6	
COMMODITY LINKED	1	1	-	1	-	-	-	1	0.0	2	0.0	
CURRENCY LINKED	-	-	-	-	-	-	-	-	-	-	-	
ITALIAN GOVERNMENT BONDS	124	127	12	128	16	170 508	12 785.3	131 984	10 161.2	672 201	49 812.5	
TOTAL	2 607	2 668	153	2 678	193	238 941	14 039.3	203 705	11 453.9	960 816	55 183.1	

FOCUS ON LISTED BONDS - END OF MONTH

LISTED BY ISSUERS



LISTED BY TYPE OF STRUCTURE



Italian Government Bonds are not included

ISSUERS - MOST TRADED BONDS IN TERMS OF TURNOVER

ITALIAN GOVERNMENT BONDS - APRIL 2018				FOREIGN PUBLIC DEBT - APRIL 2018			
ISIN	DESC	eur m	TRADES	ISIN	DESC	eur m	TRADES
IT0005217390	BTP TF 2.8% MZ67 EUR	1 019.2	23 942	PTOTEB0E0020	PORTUGAL TF 4.1% FB45 EUR	15.8	470
IT0005162828	BTP TF 2.7% MZ47 EUR	477.4	10 967	XS1085735899	PORTUGAL TF 5.125% OT24 USD	14.1	1 029
IT0005094088	BTP TF 1.65% MZ32 EUR	366.0	8 914	GR0138015814	GGB TF 4.2% GE42 EUR	12.5	802
IT0005311508	CCT-EU TV EUR6M+0.95% AP25 EUR	352.1	1 414	PTOTES0E0007	PORTUGAL TF 4.1% AP37 EUR	12.5	331
IT0005177909	BTP TF 2.25% ST36 EUR	309.0	8 123	AT0000A1PEF7	AUSTRIA TF 1.5% NV66 EUR	5.7	500
EUROBONDS REPUBLIC OF ITALY - APRIL 2018				SUPRANATIONAL ENTITIES - APRIL 2018			
ISIN	DESC	eur m	TRADES	ISIN	DESC	eur m	TRADES
US465410BG26	ITALY 33USD 5.375	8.1	580	XS1167524922	EIB TF 8.125% DC26 ZAR	33.1	1 905
US465410AH18	ITALY SET23USD 6.875	2.3	209	XS1115184753	EIB TF 9.25% OT24 TRY	18.7	1 364
XS008449456	ITALY 29EUR FRN	1.9	73	XS1524609531	EIB TF 5.5% GE23 MXN	16.5	1 500
XS0100688190	ITALY 19EUR FRN	1.0	43	XS1075219763	EIB TF 8.75% ST21 TRY	14.2	888
BE0000346552	BELGIUM GREEN BOND TF 1.25% AP33 EUR	-	-	XS1110395933	EIB TF 8.5% ST24 ZAR	13.8	1 019
BANKS - APRIL 2018				CORPORATE - APRIL 2018			
ISIN	DESC	eur m	TRADES	ISIN	DESC	eur m	TRADES
XS1791340554	IMI SERIE I MC INFL LINK MZ24 USD	12.9	719	XS1800025022	MAIRE TECNIMONT TF 2.625% AP24 CALL EUR	165.0	1 108
IT0005120313	BANCO BPM TV EUR3M+4.375 LG22 SUB TIER2	12.6	1 032	IT0005090995	CDP MC MZ22 EUR	21.8	866
IT0004457070	UBI MZ19 MC SUB CALL	11.3	606	XS1768650167	GS FIN CORP MC MZ28 EUR	17.9	698
IT0004917842	MEDIOBANCA TF 5.75% AP23 LT2 EUR	9.8	493	XS1747134564	CARRARO INT TF GE25 CALL EUR	17.7	1 042
IT0005127508	MEDIOBANCA VALORE TV FLOOR SUBT2 ST25EUR	9.6	605	XS1000393899	ASTALDI TF 7.125% DC20 CALL EUR	11.7	143

TYPE OF STRUCTURE - MOST TRADED BONDS IN TERMS OF TURNOVER

PLAIN VANILLA - APRIL 2018				STRUCTURED INTEREST RATE - APRIL 2018			
ISIN	DESC	eur m	TRADES	ISIN	DESC	eur m	TRADES
IT0005217390	BTP TF 2.8% MZ67 EUR	1 019.2	23 942	IT0005090995	CDP MC MZ22 EUR	21.8	866
IT0005162828	BTP TF 2.7% MZ47 EUR	477.4	10 967	XS1768650167	GS FIN CORP MC MZ28 EUR	17.9	698
IT0005094088	BTP TF 1.65% MZ32 EUR	366.0	8 914	IT0004457070	UBI MZ19 MC SUB CALL	11.3	606
IT0005311508	CCT-EU TV EUR6M+0.95% AP25 EUR	352.1	1 414	IT000497050	UBI GN19 SUB LOWTIER2 FIXTOFLOAT CALL	9.0	546
IT0005177909	BTP TF 2.25% ST36 EUR	309.0	8 123	IT0004720436	MEDIOBANCA GN21 TV QUARTO ATTO SUB LOWT2	9.0	421
INFLATION LINKED - APRIL 2018				INDEX LINKED - APRIL 2018			
ISIN	DESC	eur m	TRADES	ISIN	DESC	eur m	TRADES
IT0005012783	BTP ITALIA AP20 EUR	256.9	2 358	IT0004909682	MEDIOBANCA MB16 INDEX LINKED MC GN18 EUR	1.1	50
IT0005253676	BTP ITALIA MG23 EUR	240.1	1 941	XS1233613188	WORLD BANK MC LG23 USD GREEN GROWTH BOND	0.5	82
IT0005312142	BTP ITALIA NV23 EUR	233.5	2 265	XS1739518337	CS OC IND LINK MZ21 USD	0.4	2
IT0005217770	BTP ITALIA OT24 EUR	164.5	1 632	IT0005122830	MEDIOBANCA MB45 MC IND LINK ST22 EUR	0.4	45
IT0005174906	BTP ITALIA AP24 EUR	151.4	1 980	IT0004931090	MEDIOBANCA MB19 INDEX LINKED MC LG18 EUR	0.3	18
EQUITY LINKED - APRIL 2018				OTHERS (*) - APRIL 2018			
ISIN	DESC	eur m	TRADES	ISIN	DESC	eur m	TRADES
				XS1649517742	CS OC FD LINK NV21 USD	0.3	2
				XS0638296920	BOFA GN18 MC INVEST BOND ORO	0.0	1

(*) Fund Linked, Commodity Linked and Currency Linked are included

News

In April, on MOT market 4 Italian Government bonds and 23 instruments were listed; whereas on the ExtraMOT market 13 instruments were listed. Here below the list of financial instruments admitted to trading on the Professional Segment of ExtraMOT market at request of the issuer:

- Minibond Short Term - Zappalà S.P.A. 3.75% - 30.11.2018 Callable (IT0005330813)
- Minibond Short Term - O.P. FARO Società Cooperativa 6% - 24.04.2019 Callable (IT0005331555)
- Comes Tf 3,80% Apr19 Eur (IT0005329773)

Markets Analysis
 Piazza degli Affari, 6 - 20123 Milano
 T +39 02 724261 | Fax +39 02 8646.4323
 e-mail: markets_analysis@borsaitaliana.it
 www.borsaitaliana.it

This document contains text, data, graphics, photographs, illustrations, artwork, names, logos, trade marks, service marks and information ("Information") connected with Borsa Italiana S.p.A. ("Borsa Italiana"). All reasonable efforts have been made to ensure that the Information in this document was correct at the time of publication. However, Borsa Italiana Spa accepts no liability for decisions taken, or systems-related or other work carried out by any party based on this document. The publication of this document does not represent solicitation, by Borsa Italiana, of public saving and is not to be considered as a recommendation by Borsa Italiana as to the suitability of the investment, if any, herein described.

© April 2018 Borsa Italiana S.p.A. All rights reserved.

