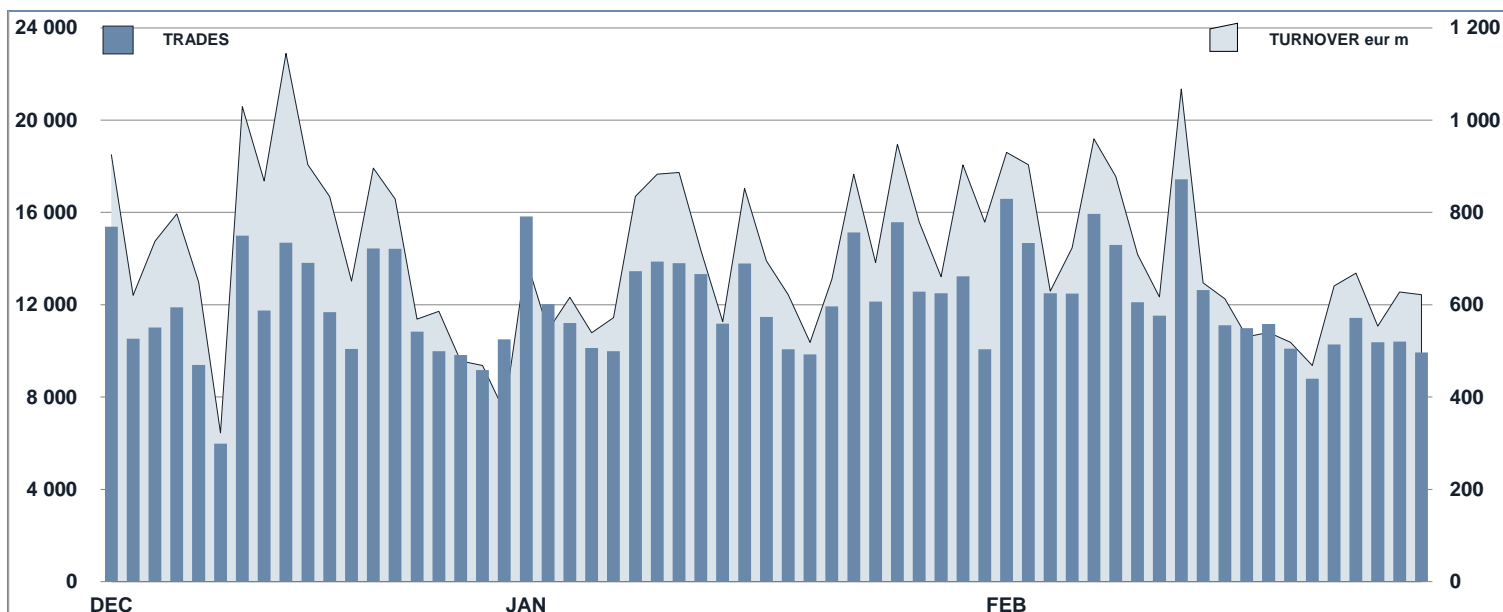
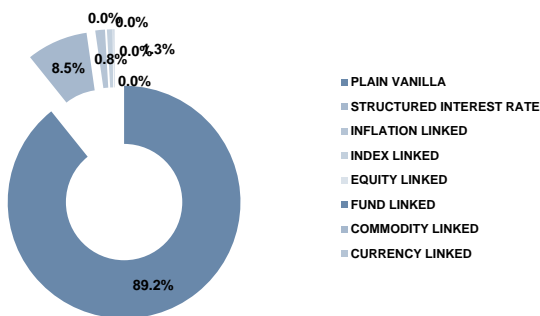


FIXED INCOME Statistics
February 2018
FIXED INCOME DAILY TURNOVER

MAIN INDICATORS

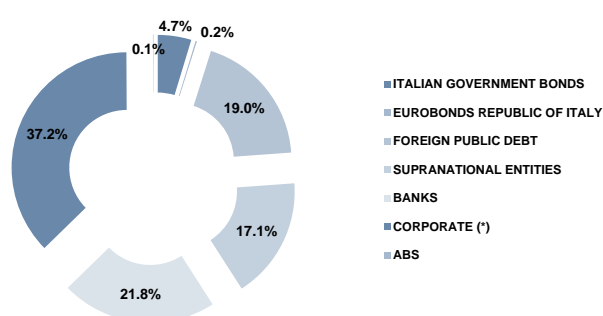
	LISTED BOND					TRADING						
	DEC 2017		JANUARY 2018		FEBRUARY 2018		JANUARY 2018		FEBRUARY 2018		JAN - FEB 2018	
	LISTED END of MONTH	LISTED END of MONTH	NEW LISTED BEGIN of JAN 2018	LISTED END of MONTH	NEW LISTED BEGIN of JAN 2018	TRADES number	TURNOVER eur m	TRADES number	TURNOVER eur m	TRADES number	TURNOVER eur m	
MARKET SEGMENTS												
DMOT - ITALIAN GOVERNMENT BONDS	124	124	4	125	7	194 797	14 264.1	174 912	12 602.0	369 709	26 866.0	
DMOT - BONDS	207	205	-	200	-	17 740	288.5	15 791	245.0	33 531	533.4	
EUROMOT	1 022	1 042	33	1 058	56	56 775	1 121.5	50 231	819.5	107 006	1 941.0	
EXTRAMOT	1 254	1 271	33	1 279	51	3 809	168.9	4 115	180.6	7 924	349.5	
<i>of which BONDS IN DISTRIBUTION</i>	-	1	1	-	3	163	180.0	3	0.0	166	180.0	
TOTAL	2 607	2 642	70	2 662	114	273 121	15 842.9	245 049	13 847.1	518 170	29 690.0	
ISSUERS												
ITALIAN GOVERNMENT BONDS	124	124	4	125	7	194 797	14 264.1	174 912	12 602.0	369 709	26 866.0	
EUROBONDS REPUBLIC OF ITALY	5	5	-	5	-	1 888	34.2	1 450	22.8	3 338	57.0	
FOREIGN PUBLIC DEBT	495	502	14	505	22	17 360	390.9	15 900	306.8	33 260	697.7	
SUPRANATIONAL ENTITIES	431	442	15	454	29	26 323	380.6	19 896	300.3	46 219	680.9	
BANKS	578	583	13	580	16	23 116	361.2	20 447	337.3	43 563	698.5	
CORPORATE (*)	972	984	24	991	40	9 637	411.9	12 444	278.0	22 081	689.9	
ABS	2	2	-	2	-	-	-	-	-	-	-	
TOTAL	2 607	2 642	70	2 662	114	273 121	15 842.9	245 049	13 847.1	518 170	29 690.0	
(*) BOC and BOP are included												
TYPE OF STRUCTURE												
PLAIN VANILLA	2 207	2 242	65	2 264	106	55 644	1 257.1	51 172	993.5	106 816	2 250.6	
STRUCTURED INTEREST RATE	217	218	1	216	1	21 944	308.7	18 401	241.2	40 345	549.9	
INFLATION LINKED	34	34	-	34	-	299	8.1	225	7.5	524	15.6	
INDEX LINKED	22	21	-	20	-	433	4.7	332	2.9	765	7.6	
EQUITY LINKED	1	1	-	1	-	-	-	-	-	-	-	
FUND LINKED	1	1	-	1	-	3	0.2	7	0.1	10	0.2	
COMMODITY LINKED	1	1	-	1	-	1	0.0	-	-	1	0.0	
CURRENCY LINKED	-	-	-	-	-	-	-	-	-	-	-	
ITALIAN GOVERNMENT BONDS	124	124	4	125	7	194 797	14 264.1	174 912	12 602.0	369 709	26 866.0	
TOTAL	2 607	2 642	70	2 662	114	273 121	15 842.9	245 049	13 847.1	518 170	29 690.0	

FOCUS ON LISTED BONDS - END OF MONTH

LISTED BY ISSUERS



LISTED BY TYPE OF STRUCTURE



Italian Government Bonds are not included

ISSUERS - MOST TRADED BONDS IN TERMS OF TURNOVER

ITALIAN GOVERNMENT BONDS - FEBRUARY 2018				FOREIGN PUBLIC DEBT - FEBRUARY 2018			
ISIN	DESC	eur m	TRADES	ISIN	DESC	eur m	TRADES
IT0005217390	BTP TF 2,8% MZ67 EUR	1 100.1	27 471	ES00000128Q6	OBLIGACIONES TF 2,35% LG33 EUR	37.0	57
IT0005162828	BTP TF 2,7% MZ47 EUR	648.5	14 362	PTOTEBOE0020	PORTUGAL TF 4,1% FB45 EUR	18.7	634
IT0005323032	BTP TF 2,00% FB28 EUR	492.3	8 094	XS1085735899	PORTUGAL TF 5,125% OT24 USD	15.2	1 081
IT0005083057	BTP TF 3,25% ST46 EUR	428.7	8 178	PTOTE5OE0007	PORTUGAL TF 4,1% AP37 EUR	14.8	492
IT0004889033	BTP TF 4,75% ST28 EUR	425.9	3 892	GR0138015814	GGB TF 4,2% GE42 EUR	9.5	602
EUROBONDS REPUBLIC OF ITALY - FEBRUARY 2018				SUPRANATIONAL ENTITIES - FEBRUARY 2018			
ISIN	DESC	eur m	TRADES	ISIN	DESC	eur m	TRADES
US465410BG26	ITALY 33USD 5,375	11.9	945	XS1167524922	EIB TF 8,125% DC26 ZAR	23.4	1 299
US465410AH18	ITALY SET23USD 6,875	5.9	350	XS0848049838	EIB TF 6% OT19 ZAR	15.5	698
XS0100688190	ITALY 19EUR FRN	3.6	80	XS1115184753	EIB TF 9,25% OT24 TRY	11.3	752
XS0098449456	ITALY 29EUR FRN	1.4	75	XS1110395933	EIB TF 8,5% ST24 ZAR	9.2	441
ESOL01812079	LETRAS DC ZC18 EUR	-	-	XS1179347999	EIB TF 7,25% FB23 ZAR	9.1	780
BANKS - FEBRUARY 2018				CORPORATE - FEBRUARY 2018			
ISIN	DESC	eur m	TRADES	ISIN	DESC	eur m	TRADES
XS1751479426	IMI SERIE IX MC GE28 USD	17.9	841	XS1747134564	CARRARO INT TF GE25 CALL EUR	73.8	4 218
XS1751478709	IMI OPERA VIII TF 3% GE23 USD	16.4	887	IT0005090995	CDP MC MZ22 EUR	27.4	1 076
IT0005120313	BANCO BPM TV EUR3M+4,375 LG22 SUB TIER2	15.7	1 122	XS1711584430	SAIPEM FINAN TF 2,625% GE25 CALL EUR	16.4	125
IT0005127508	MEDIOBANCA VALORE TV FLOOR SUBT2 ST25EUR	15.1	737	XS1000939899	ASTALDI TF 7,125% DC20 CALL EUR	11.3	136
IT0004497050	UBI GN19 SUB LOWERTIER2 FIXTOFLOAT CALL	13.1	802	IT0005257784	MITTEL TF 2017-2023 EUR	10.2	710

TYPE OF STRUCTURE - MOST TRADED BONDS IN TERMS OF TURNOVER

PLAIN VANILLA - FEBRUARY 2018				STRUCTURED INTEREST RATE - FEBRUARY 2018			
ISIN	DESC	eur m	TRADES	ISIN	DESC	eur m	TRADES
IT0005217390	BTP TF 2,8% MZ67 EUR	1 100.1	27 471	IT0005090995	CDP MC MZ22 EUR	27.4	1 076
IT0005162828	BTP TF 2,7% MZ47 EUR	648.5	14 362	XS1751479426	IMI SERIE IX MC GE28 USD	17.9	841
IT0005323032	BTP TF 2,00% FB28 EUR	492.3	8 094	IT0004497050	UBI GN19 SUB LOWERTIER2 FIXTOFLOAT CALL	13.1	802
IT0005083057	BTP TF 3,25% ST46 EUR	428.7	8 178	IT0004457070	UBI MZ19 MC SUB CALL	11.2	607
IT0004889033	BTP TF 4,75% ST28 EUR	425.9	3 892	IT0004924004	MEDIOBANCA GN21 TV QUARTO ATTO SUB LOWT2	10.0	458
INFLATION LINKED - FEBRUARY 2018				INDEX LINKED - FEBRUARY 2018			
ISIN	DESC	eur m	TRADES	ISIN	DESC	eur m	TRADES
IT0005312142	BTP ITALIA NV23 EUR	337.8	2 250	IT0005122830	MEDIOBANCA MB45 MC IND LINK ST22 EUR	0.8	62
IT0005012783	BTP ITALIA AP20 EUR	307.7	2 857	XS1233613188	WORLD BANK MC LG23 USD GREEN GROWTH BOND	0.8	104
IT0005217770	BTP ITALIA OT24 EUR	151.7	1 643	IT0005127151	MEDIOBANCA MB46 MC IND LINK OT22 EUR	0.2	27
IT0005253676	BTP ITALIA MG23 EUR	140.0	1 635	IT0004909682	MEDIOBANCA MB16 INDEX LINKED MC GN18 EUR	0.2	20
IT0005174906	BTP ITALIA AP24 EUR	131.5	1 787	IT0004924004	MEDIOBANCA SINTESI T MISTO MC NV21 EUR	0.2	26
EQUITY LINKED - FEBRUARY 2018				OTHERS (*) - FEBRUARY 2018			
ISIN	DESC	eur m	TRADES	ISIN	DESC	eur m	TRADES
				XS1649517742	CS OC FD LINK NV21 USD	0.1	7

(*) Fund Linked, Commodity Linked and Currency Linked are included

News

In February, on MOT market 3 Italian Government bonds and 23 instruments were listed; whereas on the ExtraMOT market 18 instruments were listed. Here below the list of financial instruments admitted to trading on the Professional Segment of ExtraMOT market at request of the issuer:

- 4,75% CAAR Fixed Rate 2 Bond 2018-2024 (IT0005325201)
- 5,25% CAAR Fixed Rate 1 Bond 2018-2024 (IT0005325227)
- ACERBIS ITALIA 3,75% 2018-202 (IT0005324469)

Markets Analysis
 Piazza degli Affari, 6 - 20123 Milano
 T +39 02 724261 | Fax +39 02 8646.4323
 e-mail: markets_analysis@borsaitaliana.it
 www.borsaitaliana.it



This document contains text, data, graphics, photographs, illustrations, artwork, names, logos, trade marks, service marks and information ("Information") connected with Borsa Italiana S.p.A. ("Borsa Italiana"). All reasonable efforts have been made to ensure that the Information in this document was correct at the time of publication. However, Borsa Italiana Spa accepts no liability for decisions taken, or systems-related or other work carried out by any party based on this document. The publication of this document does not represent solicitation, by Borsa Italiana, of public saving and is not to be considered as a recommendation by Borsa Italiana as to the suitability of the investment, if any, herein described.