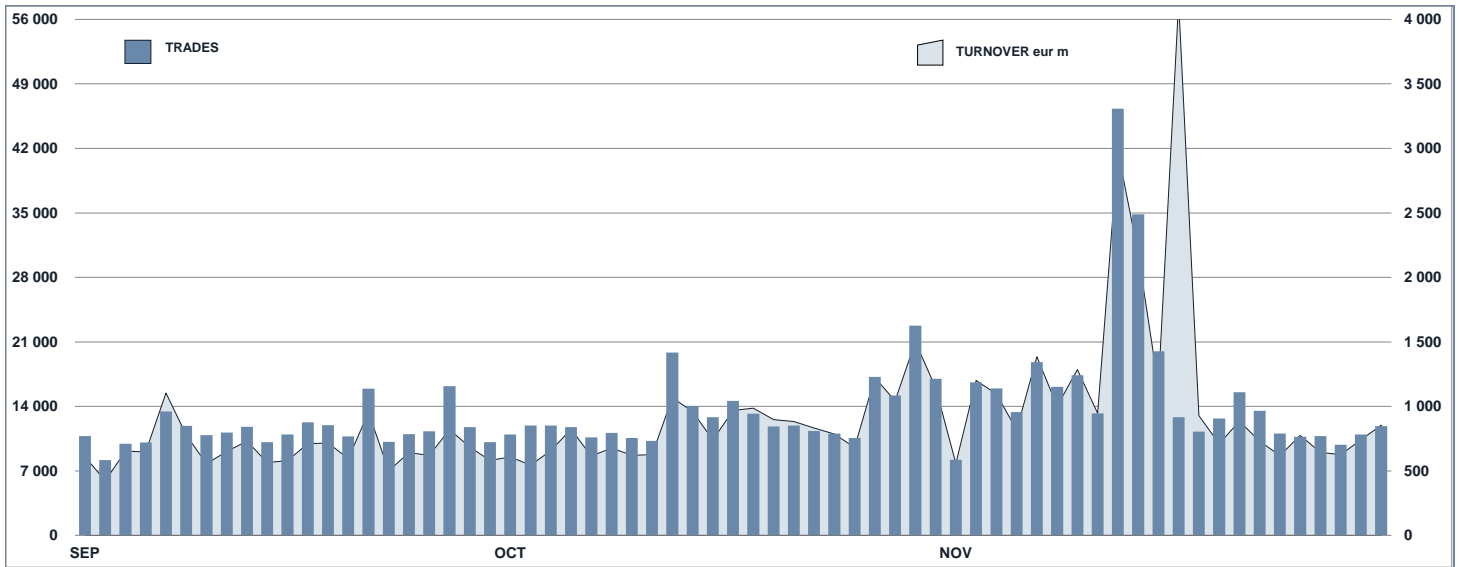




FIXED INCOME Statistics

November 2017

FIXED INCOME DAILY TURNOVER

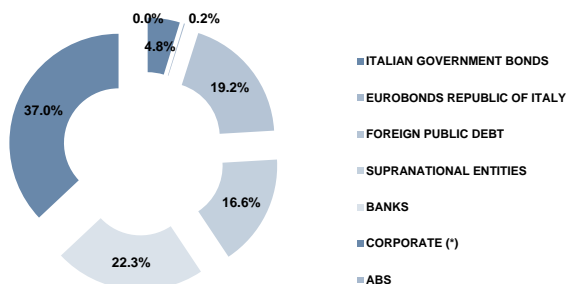


MAIN INDICATORS

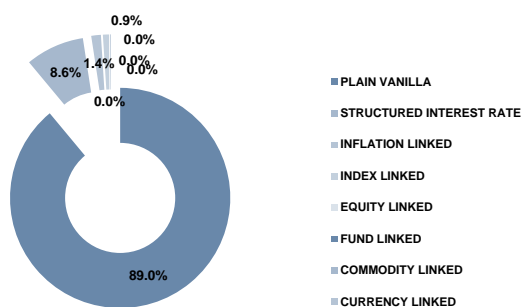
	LISTED BOND					TRADING						
	DEC 2016		OCTOBER 2017		NOVEMBER 2017		OCTOBER 2017		NOVEMBER 2017		JAN - NOV 2017	
	LISTED END of MONTH	LISTED END of MONTH	NEW LISTED BEGIN of JAN 2017	LISTED END of MONTH	NEW LISTED BEGIN of JAN 2017	TRADES number	TURNOVER eur m	TRADES number	TURNOVER eur m	TRADES number	TURNOVER eur m	
<b>MARKET SEGMENTS</b>												
DMOT - ITALIAN GOVERNMENT BONDS	121	124	36	124	39	208 726	17 395.2	259 489	24 748.8	2 284 674	176 787.8	
DMOT - BONDS	258	217	10	211	10	23 809	386.9	23 451	381.8	248 034	4 081.2	
EUROMOT	789	997	296	1 023	328	56 297	913.9	64 993	913.2	660 445	10 200.4	
EXTRAMOT	1 051	1 235	431	1 247	460	3 760	194.8	4 011	221.8	39 011	2 332.8	
<i>of which BONDS IN DISTRIBUTION</i>	-	-	8	-	8	-	-	-	-	297	136.1	
<b>TOTAL</b>	<b>2 219</b>	<b>2 573</b>	<b>773</b>	<b>2 605</b>	<b>837</b>	<b>292 592</b>	<b>18 890.8</b>	<b>351 944</b>	<b>26 265.6</b>	<b>3 232 164</b>	<b>193 402.2</b>	
<b>ISSUERS</b>												
ITALIAN GOVERNMENT BONDS	121	124	36	124	39	208 726	17 395.2	259 489	24 748.8	2 284 674	176 787.8	
EUROBONDS REPUBLIC OF ITALY	5	4	-	4	-	1 232	27.1	1 395	45.1	17 842	334.7	
FOREIGN PUBLIC DEBT	334	490	198	499	212	15 815	338.1	26 699	354.5	223 076	3 924.5	
SUPRANATIONAL ENTITIES	338	425	124	432	134	28 273	392.2	26 838	372.9	285 907	4 036.3	
BANKS	530	584	166	582	175	27 341	476.0	26 931	449.9	319 785	5 560.3	
CORPORATE (*)	891	946	249	964	277	11 205	262.1	10 592	294.5	100 880	2 758.7	
ABS	-	-	-	-	-	-	-	-	-	-	-	
<b>TOTAL</b>	<b>2 219</b>	<b>2 573</b>	<b>773</b>	<b>2 605</b>	<b>837</b>	<b>292 592</b>	<b>18 890.8</b>	<b>351 944</b>	<b>26 265.6</b>	<b>3 232 164</b>	<b>193 402.2</b>	
(*) BOC and BOP are included												
<b>TYPE OF STRUCTURE</b>												
PLAIN VANILLA	1 823	2 173	708	2 207	767	59 806	1 094.9	58 106	1 104.1	683 960	12 782.6	
STRUCTURED INTEREST RATE	208	215	25	214	27	23 260	384.3	33 700	400.7	255 253	3 685.5	
INFLATION LINKED	37	35	2	35	2	330	11.1	280	6.7	3 362	96.1	
INDEX LINKED	24	23	1	22	1	456	4.9	368	5.3	4 786	48.1	
EQUITY LINKED	5	1	-	1	-	10	0.2	-	-	111	1.8	
FUND LINKED	-	1	1	1	1	-	-	1	0.0	1	0.0	
COMMODITY LINKED	1	1	-	1	-	4	0.3	-	-	17	0.3	
CURRENCY LINKED	-	-	-	-	-	-	-	-	-	-	-	
ITALIAN GOVERNMENT BONDS	121	124	36	124	39	208 726	17 395.2	259 489	24 748.8	2 284 674	176 787.8	
<b>TOTAL</b>	<b>2 219</b>	<b>2 573</b>	<b>773</b>	<b>2 605</b>	<b>837</b>	<b>292 592</b>	<b>18 890.8</b>	<b>351 944</b>	<b>26 265.6</b>	<b>3 232 164</b>	<b>193 402.2</b>	

## FOCUS ON LISTED BONDS - END OF MONTH

## LISTED BY ISSUERS



## LISTED BY TYPE OF STRUCTURE



Italian Government Bonds are not included

## ISSUERS - MOST TRADED BONDS IN TERMS OF TURNOVER

ITALIAN GOVERNMENT BONDS - NOVEMBER 2017				FOREIGN PUBLIC DEBT - NOVEMBER 2017			
ISIN	DESC	eur m	TRADES	ISIN	DESC	eur m	TRADES
IT0005312142	BTP ITALIA NV23 EUR	7 509.9	66 270	PTOTEB0E0020	PORTUGAL TF 4.1% FB45 EUR	49.3	1 512
IT0005217390	BTP TF 2.8% MZ67 EUR	1 654.4	36 053	PTOTEO500007	PORTUGAL TF 4.1% AP37 EUR	21.3	884
IT0005218968	CCT-EU TV EUR6M+0.75% FB24 EUR	944.8	3 291	XS1085735899	PORTUGAL TF 5.125% OT24 USD	18.8	1 238
IT0005162828	BTP TF 2.7% MZ47 EUR	839.9	17 738	PTOTEU00019	PORTUGAL TF 4.125% AP27 EUR	16.3	116
IT0005311508	CCT-EU TV EUR6M+0.95% AP25 EUR	762.1	2 461	GR0114029540	GGB TF 4.375% AG22 EUR	16.2	701
EUROBONDS REPUBLIC OF ITALY - NOVEMBER 2017				SUPRANATIONAL ENTITIES - NOVEMBER 2017			
ISIN	DESC	eur m	TRADES	ISIN	DESC	eur m	TRADES
XS0098449456	ITALY 29EUR FRN	25.4	287	XS1115184753	EIB TF 9.25% OT24 TRY	31.4	1 976
US465410BG26	ITALY 33USD 5.375	10.3	777	XS0648456167	EIB LG18 TRY 9.25	15.6	1 197
XS0100688190	ITALY 19EUR FRN	6.5	143	XS1139474206	EIB TF 8% AP20 TRY	12.3	937
US465410AH18	ITALY SET23USD 6.875	2.9	188	XS1075219763	EIB TF 8.75% ST21 TRY	10.9	1 070
				XS1224031903	EIB TF 9.125% OT20 TRY	10.6	687
BANKS - NOVEMBER 2017				CORPORATE - NOVEMBER 2017			
ISIN	DESC	eur m	TRADES	ISIN	DESC	eur m	TRADES
IT0005120313	BANCO BPM TV EUR3M+4.375 LG22 SUB TIER2	18.7	1 480	IT0005090995	CDP MC MZ22 EUR	41.0	1 542
IT0005188351	MEDIOBANCA OPERA TF 3.75% GN26 SUB TIER2	14.5	933	XS1000393899	ASTALDI TF 7.125% DC20 CALL EUR	30.3	345
IT0005127508	MEDIOBANCA VALORE TV FLOOR SUBT2 ST25EUR	14.3	866	XS1561100519	GS FIN CORP MC LG27 USD	19.6	896
IT0004968823	BANCO BPM TF 5.50% NV20 LT2 AMORT EUR	13.5	1 129	IT0005257784	MITTEL TF 2017-2023 EUR	18.5	1 221
IT0004497050	UBI GN19 SUB LOWERTIER2 FIXTOFLOAT CALL	12.3	665	XS1711584430	SAIPEM FINAN TF 2.625% GE25 CALL EUR	16.3	153

## TYPE OF STRUCTURE - MOST TRADED BONDS IN TERMS OF TURNOVER

PLAIN VANILLA - NOVEMBER 2017				STRUCTURED INTEREST RATE - NOVEMBER 2017			
ISIN	DESC	eur m	TRADES	ISIN	DESC	eur m	TRADES
IT0005217390	BTP TF 2.8% MZ67 EUR	1 654.4	36 053	IT0005090995	CDP MC MZ22 EUR	41.0	1 542
IT0005218968	CCT-EU TV EUR6M+0.75% FB24 EUR	944.8	3 291	XS0098449456	ITALY 29EUR FRN	25.4	287
IT0005162828	BTP TF 2.7% MZ47 EUR	839.9	17 738	XS1561100519	GS FIN CORP MC LG27 USD	19.6	896
IT0005311508	CCT-EU TV EUR6M+0.95% AP25 EUR	762.1	2 461	IT0004497050	UBI GN19 SUB LOWERTIER2 FIXTOFLOAT CALL	12.3	665
IT0005252520	CCT-EU TV EUR6M+1.10% OT24 EUR	761.0	2 316	IT0004457070	UBI MZ19 MC SUB CALL	11.8	649
INFLATION LINKED - NOVEMBER 2017				INDEX LINKED - NOVEMBER 2017			
ISIN	DESC	eur m	TRADES	ISIN	DESC	eur m	TRADES
IT0005312142	BTP ITALIA NV23 EUR	7 509.9	66 270	IT0004909682	MEDIOBANCA MB16 INDEX LINKED MC GN18 EUR	1.5	39
IT0005012783	BTP ITALIA AP20 EUR	588.9	3 774	IT0004924004	MEDIOBANCA SINTESI T MISTO MC NV21 EUR	0.8	46
IT0005253676	BTP ITALIA MG23 EUR	352.5	3 140	IT0005122830	MEDIOBANCA MB45 MC IND LINK ST22 EUR	0.5	41
IT0005174906	BTP ITALIA AP24 EUR	288.0	2 706	XS1233613188	WORLD BANK MC LG23 USD GREEN GROWTH BOND	0.5	90
IT0005105843	BTP ITALIA AP23 EUR	263.6	2 204	IT0005127151	MEDIOBANCA MB46 MC IND LINK OT22 EUR	0.4	37
EQUITY LINKED - NOVEMBER 2017				OTHERS (*) - NOVEMBER 2017			
ISIN	DESC	eur m	TRADES	ISIN	DESC	eur m	TRADES
				XS1649517742	CS OC FD LINK NV21 USD	0.0	1

(\*) Fund Linked, Commodity Linked and Currency Linked are included

## News

In November, on MOT market 3 Italian Government bonds and 32 instruments were listed; whereas on the ExtraMOT market 29 instruments were listed, of which 5 are reserved for Professional Investors:

EUR 50,000,000 1.00 per cent. Notes due November 6, 2024 (IT0005311417)  
 Renco Group S.p.A. 4.75% 2017-2023 (IT0005305468)  
 Issue of EUR 500,000,000 Unsecured Senior Fixed Rate Social Notes due 21 November 2022 (IT0005314544)  
 Minibond Short Term C.R. S.p.A. 4.30% - 28.05.2018 Callable (IT0005315293)  
 GPI S.P.A. - 3% 2017 - 2022 (IT0005312886)

## Markets Analysis

Piazza degli Affari, 6 - 20123 Milano  
 T +39 02 724261 | Fax +39 02 8646.4323  
 e-mail: markets\_analysis@borsaitaliana.it  
 www.borsaitaliana.it

This document contains text, data, graphics, photographs, illustrations, artwork, names, logos, trade marks, service marks and information ("Information") connected with Borsa Italiana S.p.A. ("Borsa Italiana"). All reasonable efforts have been made to ensure that the Information in this document was correct at the time of publication. However, Borsa Italiana Spa accepts no liability for decisions taken, or systems-related or other work carried out by any party based on this document. The publication of this document does not represent solicitation, by Borsa Italiana, of public saving and is not to be considered as a recommendation by Borsa Italiana as to the suitability of the investment, if any, herein described.