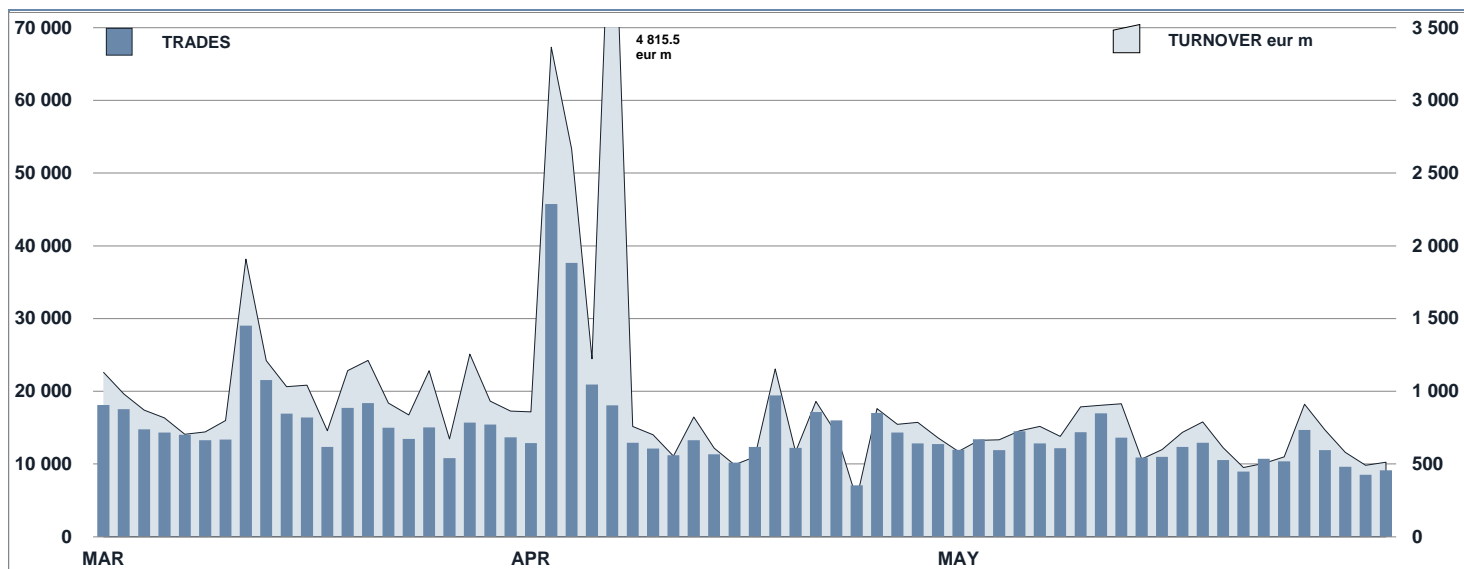
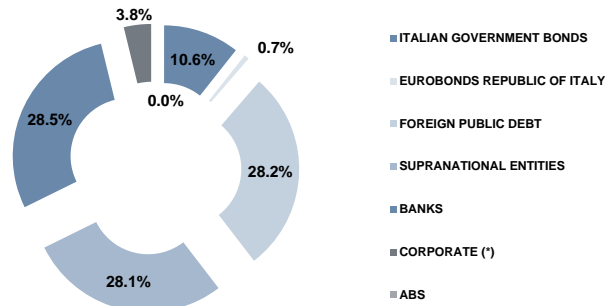


MOT Statistics
May 2016
MOT DAILY TURNOVER

MAIN INDICATORS

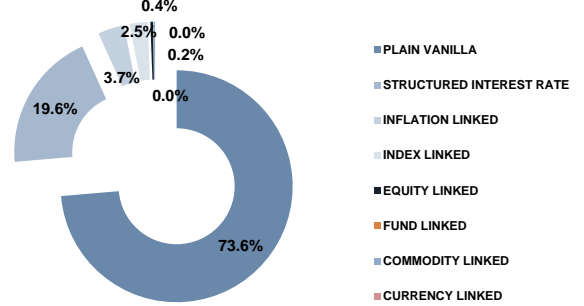
	LISTED BOND					TRADING						
	DEC 2015		APRIL 2016		MAY 2016		APRIL 2016		MAY 2016		JAN - MAY 2016	
	LISTED END of MONTH	LISTED END of MONTH	NEW LISTED BEGIN of JAN 2016	LISTED END of MONTH	NEW LISTED BEGIN of JAN 2016	TRADES number	TURNOVER eur m	TRADES number	TURNOVER eur m	TRADES number	TURNOVER eur m	
MARKET SEGMENTS												
ITALIAN GOVERNMENT BONDS	117	123	17	123	20	266 225	22 996.1	182 646	13 492.5	1 137 595	89 445.1	
BONDS	307	290	2	287	2	31 543	488.0	29 125	426.4	194 497	2 778.8	
EUROBONDS and ABSs	685	736	83	745	96	49 652	757.5	51 640	898.8	250 453	4 135.7	
<i>of which BONDS IN DISTRIBUTION</i>	-	-	4	-	6	28	0.4	19	1.1	84	2.6	
TOTAL	1 109	1 149	102	1 155	118	347 420	24 241.6	263 411	14 817.7	1 582 545	96 359.7	
ISSUERS												
ITALIAN GOVERNMENT BONDS	117	123	17	123	20	266 225	22 996.1	182 646	13 492.5	1 137 595	89 445.1	
EUROBONDS REPUBLIC OF ITALY	9	8	-	8	-	1 598	29.0	1 549	28.6	9 657	179.8	
FOREIGN PUBLIC DEBT	311	322	23	326	27	21 302	321.5	21 634	377.6	101 436	1 679.5	
SUPRANATIONAL ENTITIES	309	326	31	325	33	16 599	246.0	16 843	262.6	83 154	1 277.8	
BANKS	324	328	26	329	31	35 457	536.7	34 448	550.7	212 368	3 119.3	
CORPORATE (*)	39	42	5	44	7	6 239	112.4	6 291	105.6	38 335	658.2	
ABS	-	-	-	-	-	-	-	-	-	-	-	
TOTAL	1 109	1 149	102	1 155	118	347 420	24 241.6	263 411	14 817.7	1 582 545	96 359.7	
(*) BOC and BOP are included												
TYPE OF STRUCTURE												
PLAIN VANILLA	733	759	67	760	72	54 805	822.1	51 569	862.5	298 233	4 644.2	
STRUCTURED INTEREST RATE	185	196	17	202	25	25 412	411.7	28 414	454.7	141 369	2 203.8	
INFLATION LINKED	39	39	1	38	1	504	8.0	305	4.1	2 376	39.1	
INDEX LINKED	29	26	-	26	-	445	3.6	436	3.6	2 848	26.6	
EQUITY LINKED	4	4	-	4	-	24	0.1	26	0.1	94	0.6	
FUND LINKED	-	-	-	-	-	-	-	-	-	-	-	
COMMODITY LINKED	-	2	-	2	-	5	0.0	15	0.1	30	0.2	
CURRENCY LINKED	2	-	-	-	-	-	-	-	-	-	-	
ITALIAN GOVERNMENT BONDS	117	123	17	123	20	266 225	22 996.1	182 646	13 492.5	1 137 595	89 445.1	
TOTAL	1 109	1 149	102	1 155	118	347 420	24 241.6	263 411	14 817.7	1 582 545	96 359.7	

FOCUS ON LISTED BONDS - END OF MONTH

LISTED BY ISSUERS



LISTED BY TYPE OF STRUCTURE



Italian Government Bonds are not included

ISSUERS - MOST TRADED BONDS IN TERMS OF TURNOVER

ITALIAN GOVERNMENT BONDS - MAY 2016

ISIN	DESC	eur m	TRADES
IT0005162828	BTP TF 2.7% MZ47 EUR	1 268.95	26 504
IT0005094088	BTP TF 1.65% MZ32 EUR	1 006.14	17 912
IT0005177909	BTP TF 2.25% ST36 EUR	826.88	18 842
IT0005083057	BTP TF 3.25% ST46 EUR	812.77	12 350
IT0004969207	BTP ITALIA NV17 EUR	548.37	5 635

FOREIGN PUBLIC DEBT - MAY 2016

ISIN	DESC	eur m	TRADES
ES00000127G9	REGNO SPAGNA OBLIGACI TF 2,15% OT25 EUR	52.89	24
PTOTEBOE0020	PORTUGAL TF 4,1% FB45 EUR	47.00	2 441
PTOTE5OE0007	PORTUGAL TF 4,1% AP37 EUR	39.37	1 636
GR0114028534	GGB TF 4,75% AP19 EUR	23.30	1 600
PTOTETOE0012	PORTUGAL TF 2,875% LG26 EUR	19.56	873

EUROBONDS REPUBLIC OF ITALY - MAY 2016

ISIN	DESC	eur m	TRADES
US465410BG26	ITALY 33USD 5,375	18.65	1 025
US465410AH18	ITALY SET23USD 6,875	5.05	324
XS0100688190	ITALY 19EUR FRN	1.81	109
XS0098449456	ITALY 29EUR FRN	1.70	75
US465410BS63	ITALY 17USD 5,375	0.92	10

SUPRANATIONAL ENTITIES - MAY 2016

ISIN	DESC	eur m	TRADES
XS1014703851	EIB TF 10,5% DC17 BRL	11.63	1 236
US298785G9S94	EIB TF 1,875% FB25 USD	11.29	298
XS0848049838	EIB TF 6% OT19 ZAR	10.78	950
XS1365236196	WORLD BANK TF MZ26 CALL USD	10.38	418
XS0648456167	EIB LG18 TRY 9,25	8.95	850

BANKS - MAY 2016

ISIN	DESC	eur m	TRADES
XS1379091546	IMI COLLEZIO MC MG26 EUR	56.42	1 587
XS1378969072	IMI COLLEZIO MC MG24 USD	33.16	1 347
IT0004968823	BANCO POP TF 5,50% NV20 LT2 AMORT EUR	26.27	2 374
XS1341083555	IMI COLLEZIO MC GE26 EUR	20.76	1 009
IT0005120313	BANCO POP TV EUR3M4,375 LG22 SUB TIER2	18.73	1 776

CORPORATE - MAY 2016

ISIN	DESC	eur m	TRADES
IT0005090995	CDP MC MZ22 EUR	39.78	1 824
IT0005108490	AUTOSTRADE TF 1,625% GN23 EUR	10.35	426
XS1042118106	GE COMPANY TF 2,5% MZ20 USD	9.01	319
XS1308021846	IVS GROUP TF 4,5% 2015-2022 EUR	6.67	571
IT0005075533	ALERION CLEAN POWER TF 2015-2022 EUR	4.43	551

TYPE OF STRUCTURE - MOST TRADED BONDS IN TERMS OF TURNOVER

PLAIN VANILLA - MAY 2016

ISIN	DESC	eur m	TRADES
IT0005162828	BTP TF 2.7% MZ47 EUR	1 268.95	26 504
IT0005094088	BTP TF 1.65% MZ32 EUR	1 006.14	17 912
IT0005177909	BTP TF 2.25% ST36 EUR	826.88	18 842
IT0005083057	BTP TF 3.25% ST46 EUR	812.77	12 350
IT0003934657	BTP-1FB37 4%	451.46	9 372

STRUCTURED INTEREST RATE - MAY 2016

ISIN	DESC	eur m	TRADES
XS1379091546	IMI COLLEZIO MC MG26 EUR	56.42	1 587
IT0005090995	CDP MC MZ22 EUR	39.78	1 824
XS1378969072	IMI COLLEZIO MC MG24 USD	33.16	1 347
XS1341083555	IMI COLLEZIO MC GE26 EUR	20.76	1 009
XS137769879	UNICR BANK PREMIERE MC AP26 USD	16.89	799

INFLATION LINKED - MAY 2016

ISIN	DESC	eur m	TRADES
IT0004969207	BTP ITALIA NV17 EUR	548.37	5 635
IT0004863608	BTP ITALIA OT16 EUR	493.11	3 780
IT0004917958	BTP ITALIA AP17 EUR	432.00	4 949
IT0005174906	BTP ITALIA AP24 EUR	363.80	4 339
IT0005012783	BTP ITALIA AP20 EUR	293.47	4 131

INDEX LINKED - MAY 2016

ISIN	DESC	eur m	TRADES
XS1233613188	WORLD BANK MC LG23 USD GREEN GROWTH BOND	0.91	107
IT0004909682	MEDIOBANCA MB16 INDEX LINKED MC GN18 EUR	0.56	35
IT0004924004	MEDIOBANCA SINTESI T MISTO MC NV21 EUR	0.40	43
IT0004958069	MEDIOBANCA MB26 INDEX LINKED MC OT21 EUR	0.34	53
XS0783732455	MEDIOBANCA INDEX LINKED MC GN17 EUR	0.14	12

EQUITY LINKED - MAY 2016

ISIN	DESC	eur m	TRADES
IT0006719584	MACQUARIE STR SEC AP17 STEP UP ENERGY	0.07	17
IT0006719956	MACQUARIE STR SEC GN17MC STEPUP SVILUPPO	0.04	4
DE000UB8DSR5	UBS LG17 MC EUR EQUITY LINKED AUTOCALL	0.02	4
IT0006721366	MACQUARIE STR SEC OT17 MC EUR 6% X	0.00	1

OTHERS (*) - MAY 2016

ISIN	DESC	eur m	TRADES
XS0638296920	BOFA GN18 MC INVEST BOND ORO	0.14	15

(*) Fund Linked, Commodity Linked and Currency Linked are included

News

In May, 3 Italian Government bonds and the following instruments were listed on MOT market:

- Kingdom of Belgium 0.20% notes due 22/10/2023 (BE0000339482)
- Kingdom of Belgium 2.15% notes due 22/06/2066 (BE0000340498)
- ESM EUR 1.125 per cent. Notes due 3 May 2032 (EU000A1U9969)
- Obbligazione Tasso Misto in Dollari USA Aprile 2026 (XS1354962273)
- Banca IMI S.p.A. Collezione Tasso Misto Euro serie II (XS1379091546)
- Banca IMI S.p.A. Collezione Tasso Misto Dollaro USA serie IV (XS1378969072)
- Schatz 0% due on 15th June 2018 (DE0001104644)
- Obbligaciones 3.45% due on 30/07/2066 (ES00000128E2)
- Issue of U.S.\$ 100,000,000 Ten-Year Switchable Fixed-to-Floating Rate Notes, due May 17, 2026 (XS131728361)
- Obbligazione tasso misto in Dollari Neozelandesi 25 Maggio 2026 (XS1408406020)
- Obbligazione tasso misto in Dollari USA 25 Maggio 2026 (XS1408405725)
- Minimum USD 15,000,000 Callable Step-Up Fixed Rate Bonds due 31st May 2026 (XS1398573136)
- Issue of U.S.\$ 100,000,000 Ten-Year Fixed-to-Floating Rate Notes, due April 22, 2026 (XS1317187646)

Markets Analysis

Piazza degli Affari, 6 - 20123 Milano
 T +39 02 724261 | Fax +39 02 8646.4323
 e-mail: markets_analysis@borsaitaliana.it
 www.borsaitaliana.it

This document contains text, data, graphics, photographs, illustrations, artwork, names, logos, trade marks, service marks and information ("Information") connected with Borsa Italiana S.p.A. ("Borsa Italiana"). All reasonable efforts have been made to ensure that the Information in this document was correct at the time of publication. However, Borsa Italiana S.p.A. accepts no liability for decisions taken, or systems-related or other work carried out by any party based on this document. The publication of this document does not represent solicitation, by Borsa Italiana, of public saving and is not to be considered as a recommendation by Borsa Italiana as to the suitability of the investment, if any, herein described.

© May 2016 Borsa Italiana S.p.A. All rights reserved.