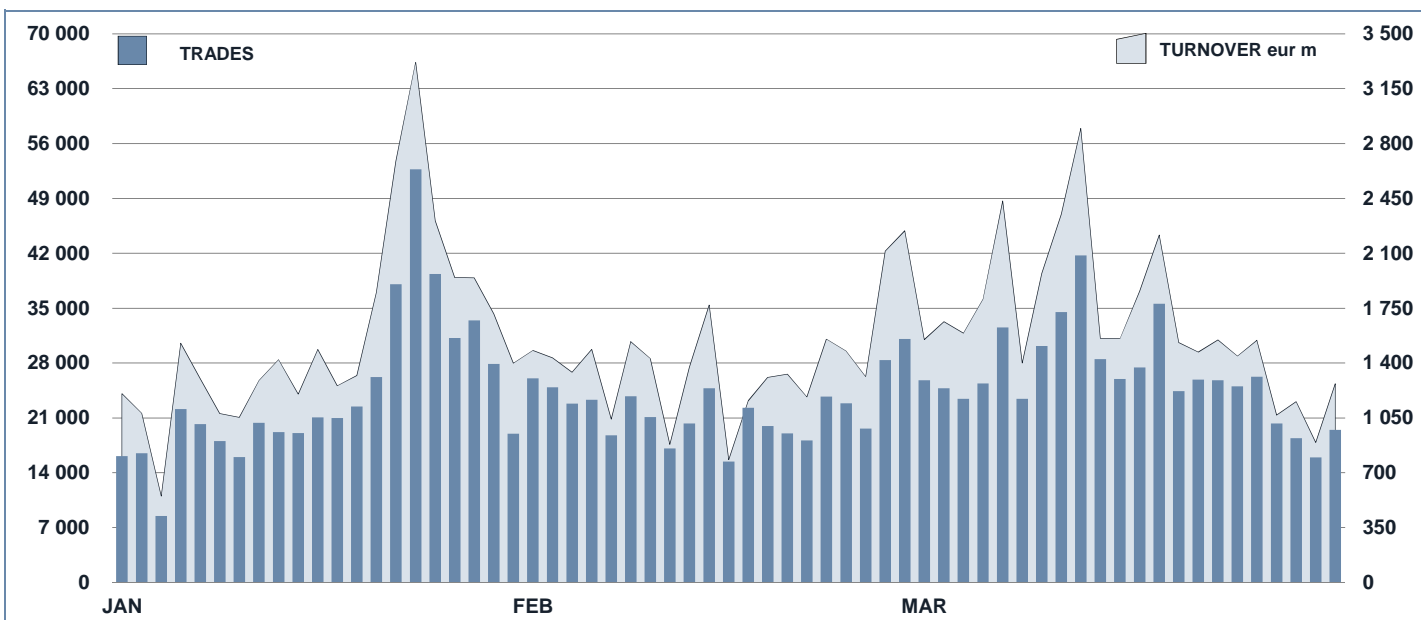
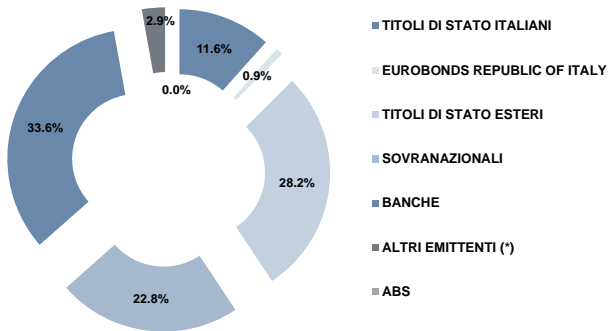


MOT Statistics
March 2015
MOT DAILY TURNOVER

MAIN INDICATORS

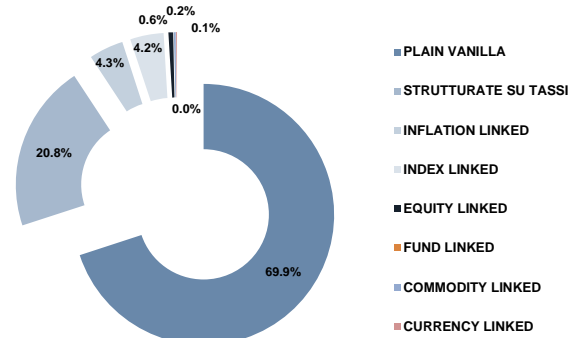
	LISTED BOND					TRADING					
	DEC 2014	FEBRUARY 2015		MARCH 2015		FEBRUARY 2015		MARCH 2015		JAN - MAR 2015	
	LISTED END of MONTH	LISTED END of MONTH	NEW LISTED EGIN of JAN 201	LISTED END of MONTH	NEW LISTED EGIN of JAN 2015	TRADES number	TURNOVER eur m	TRADES number	TURNOVER eur m	TRADES number	TURNOVER eur m
MARKET SEGMENTS											
ITALIAN GOVERNMENT BONDS	113	115	8	117	12	304 394	25 890.2	430 338	33 935.4	1 102 950	90 362.5
BONDS	456	352	7	336	8	56 358	953.2	64 567	1 224.8	165 861	2 868.9
EUROBONDS and ABSs	538	554	27	555	34	82 679	1 392.2	85 742	1 607.3	263 769	4 700.0
<i>of which BONDS IN DISTRIBUTION</i>	-	-	4	-	4	5 675	199.6	-	-	5 703	200.0
TOTAL	1 107	1 021	42	1 008	54	443 431	28 235.7	580 647	36 767.5	1 532 580	97 931.5
ISSUERS											
ITALIAN GOVERNMENT BONDS	113	115	8	117	12	304 394	25 890.2	430 338	33 935.4	1 102 950	90 362.5
EUROBONDS REPUBLIC OF ITALY	10	9	1	9	1	3 353	68.5	4 284	109.7	12 447	278.2
FOREIGN PUBLIC DEBT	273	280	10	284	17	35 447	580.8	31 896	621.9	101 885	1 755.8
SUPRANATIONAL ENTITIES	228	233	11	230	11	26 423	469.9	30 381	583.5	89 638	1 734.7
BANKS	457	354	6	339	6	50 182	770.1	60 843	1 043.7	166 049	2 675.5
CORPORATE (*)	26	30	6	29	7	23 632	456.1	22 905	473.3	59 611	1 124.7
ABS	-	-	-	-	-	-	-	-	-	-	-
TOTAL	1 107	1 021	42	1 008	54	443 431	28 235.7	580 647	36 767.5	1 532 580	97 931.5
(*) BOC and BOP are included											
TYPE OF STRUCTURE											
PLAIN VANILLA	713	633	33	623	40	104 166	1 930.0	107 545	2 123.5	315 143	6 001.2
STRUCTURED INTEREST RATE	193	188	1	185	2	32 403	366.1	40 207	665.3	106 432	1 409.6
INFLATION LINKED	42	40	-	38	-	997	28.3	1 184	25.2	3 631	97.8
INDEX LINKED	38	37	-	37	-	1 388	20.0	1 279	17.0	4 106	56.6
EQUITY LINKED	5	5	-	5	-	33	0.5	35	0.5	105	1.4
FUND LINKED	-	-	-	-	-	-	-	-	-	-	-
COMMODITY LINKED	2	2	-	2	-	2	0.0	8	0.1	12	0.1
CURRENCY LINKED	1	1	-	1	-	48	0.6	51	0.6	201	2.2
ITALIAN GOVERNMENT BONDS	113	115	8	117	12	304 394	25 890.2	430 338	33 935.4	1 102 950	90 362.5
TOTAL	1 107	1 021	42	1 008	54	443 431	28 235.7	580 647	36 767.5	1 532 580	97 931.5

FOCUS ON LISTED BONDS - END OF MONTH

LISTED BY ISSUERS



LISTED BY TYPE OF STRUCTURE



Italian Government Bonds are not included

ISSUERS - MOST TRADED BONDS IN TERMS OF TURNOVER

ITALIAN GOVERNMENT BONDS - MARCH 2015				FOREIGN PUBLIC DEBT - MARCH 2015			
ISIN	DESC	eur m	TRADES	ISIN	DESC	eur m	TRADES
IT0003934657	BTP-1FB37 4%	4607.100747	75556	PTOTE50E0007	R PORTOGHESE TF 4.1% AP37 EUR	182.7294893	5709
IT0005083057	BTP TF 3,25% ST46 EUR	4215.598131	59391	PTOTEBOE0020	R PORTOGHESE TF 4,1% FB45 EUR	37.0282764	993
IT0005090318	BTP TF 1,50% GN25 EUR	1923.378137	16252	PTOTEKOE0011	R PORTOGHESE TF 2,875% OT25 EUR	22.0975698	339
IT0004923998	BTP TF 4,75% ST44 EUR	1331.800209	16330	GR0114028534	GGB TF 4,75% AP19 EUR	21.685952	2951
IT0005094088	BTP TF 1,65% MZ32 EUR	1324.318974	21631	DE0001102317	BUND TF 1,5% MG23 EUR	21.0818606	141
EUROBONDS REPUBLIC OF ITALY - MARCH 2015				SUPRANATIONAL ENTITIES - MARCH 2015			
ISIN	DESC	eur m	TRADES	ISIN	DESC	eur m	TRADES
US465410BG26	ITALY 33USD 5,375	46.51927997	2154	XS0848049838	BEI TF 6% OT19 ZAR	32.84080966	1921
XS0098449456	ITALY 29EUR FRN	35.833748	926	XS0935881853	BEI TF 5,25% ST18 TRY	22.37039801	1670
US465410AH18	ITALY SET23USD 6,875	16.38316743	696	XS0995130712	BEI TF 8,5% LG19 TRY	21.33998225	1127
XS0100688190	ITALY 19EUR FRN	7.1905525	463	XS0648456167	BEI LG18 TRY 9,25	21.28188774	1300
US465410BS63	ITALY 17USD 5,375	1.402742566	13	XS1110395933	BEI TF 8,5% ST24 ZAR	20.00593762	1526
BANKS - MARCH 2015				CORPORATE - MARCH 2015			
ISIN	DESC	eur m	TRADES	ISIN	DESC	eur m	TRADES
IT0004870926	CREDEM TF 4,7% DC18 SUBT2 AMORT EUR	116.0616869	3326	IT0005090995	CASSADPP MC MZ22 EUR	241.4597319	7439
IT0005056483	MEDIOBANCA TF 3% OT19 USD	61.72229073	2366	XS1042118106	GENERAL ELEC TF 2,5% MZ20 USD	43.60057591	2791
IT0004819006	CREDEM MC GN18 SUBT2 AMORT EUR	51.58051632	1799	IT0005074577	INTEK TF 2015-2020 EUR	28.03298622	1765
IT0005075509	IMI OPERA II TF 4,9% GE20 NZD	28.51822562	1844	IT0005075533	ALERION CLEAN POWER TF 2015-2022 EUR	18.6944466	1360
IT0004917842	MEDIOBANCA TF 5,75% AP23 LT2 EUR	26.8737369	1470	IT0004576978	ENEL TF 3,5 2010-2016	18.51956888	1564

TYPE OF STRUCTURE - MOST TRADED BONDS IN TERMS OF TURNOVER

PLAIN VANILLA - MARCH 2015				STRUCTURED INTEREST RATE - MARCH 2015			
ISIN	DESC	eur m	TRADES	ISIN	DESC	eur m	TRADES
IT0003934657	BTP-1FB37 4%	4607.100747	75556	IT0005090995	CASSADPP MC MZ22 EUR	241.4597319	7439
IT0005083057	BTP TF 3,25% ST46 EUR	4215.598131	59391	XS0098449456	ITALY 29EUR FRN	35.833748	926
IT0005090318	BTP TF 1,50% GN25 EUR	1923.378137	16252	IT0004966229	BANCA IMI COLLEZIONE OPP TMISTO OT:	22.67811312	1302
IT0004923998	BTP TF 4,75% ST44 EUR	1331.800209	16330	IT0004457070	UBI MZ19 MC SUB CALL	21.2974128	1195
IT0005094088	BTP TF 1,65% MZ32 EUR	1324.318974	21631	IT0004611932	BIMI TV CON TASSO MINIMO GIUGNO 2017	18.0187701	853
INFLATION LINKED - MARCH 2015				INDEX LINKED - MARCH 2015			
ISIN	DESC	eur m	TRADES	ISIN	DESC	eur m	TRADES
IT0005012783	BTP ITALIA AP20 EUR	1151.838372	13347	IT0006699505	CREDIT SUISSE AG15 TF PLUS BANCOPOSTA4	2.87467612	205
IT0004545890	BTP-15ST41 2,55%	886.3539941	9889	IT0004464407	MEDIOBANCA TF 3,5 6/2015 PLUS BP III COL	2.1542393	125
IT0005058919	BTP ITALIA OT20 EUR	841.7274326	10253	IT0004452386	MEDIOB 15 PLUS BP II	1.34441937	103
IT0004969207	BTP ITALIA NV17 EUR	590.1042805	10034	IT0004958069	MEDIOBANCA MB26 INDEX LINKED MC OT21 EUR	1.0809039	103
IT0004863608	BTP ITALIA OT16 EUR	519.7818025	8005	IT0005021602	MEDIOBANCA MB39 MC IND LINK GN21 EUR	0.8697435	76
EQUITY LINKED - MARCH 2015				OTHERS (*) - MARCH 2015			
ISIN	DESC	eur m	TRADES	ISIN	DESC	eur m	TRADES
IT0006707803	BARCLAYS OT15 EUR 6Y EQUITY BONUS	0.2140055	12	XS0557128328	BOFA DC15 EUR/USD RANGE ACCRUAL N	0.58822839	51
IT0006719584	MACQUARIE STR SEC AP17 STEP UP ENE	0.1639535	18	XS0638296920	BOFA GN18 MC INVEST BOND ORO	0.0619658	8
DE000UB8DSR5	UBS LG17 MC EUR EQUITY LINKED AUTO	0.1049438	5				
IT0006664459	DEUTSCHE BANK LG14 TOPTEN BANCOPI	0.37826643	34				
DE000UB8DSR5	UBS LG17 MC EUR EQUITY LINKED AUTO	0.2647671	14				

(*) Fund Linked, Commodity Linked and Currency Linked are included

News

In March, 4 Italian Government bonds and the following instruments were listed on MOT market:

- *Cassa depositi e prestiti S.p.A. Obbligazioni a Tasso Misto 2015-2022* (IT0005090995)
- *Republic of Ireland EUR 4.50 per cent. notes due on 18th April 2020* (IE0034074488)
- *Republic of Ireland EUR 3.90 per cent. notes due on 20th March 2023* (IE00B4S3JD47)
- *Republic of Ireland EUR 5.40 per cent. notes due on 13th March 2025* (IE00B4TV0D44)
- *Obligaciones 1.95% due on 30/07/2030* (ES00000127A2)
- *Kingdom of Belgium 1% notes due 22/06/2031* (BE0000335449)
- *Republic of Finland EUR 0.375 per cent. notes due on 15th September 2020* (FI4000106117)
- *Republic of Ireland EUR 3.4 per cent. notes due on 18th March 2024* (IE00B6X95T99)

Markets Analysis
Piazza degli Affari, 6 - 20123 Milano
T +39 02 724261 | Fax +39 02 8646.4323
e-mail: markets_analysis@borsaitaliana.it
www.borsaitaliana.it

This document contains text, data, graphics, photographs, illustrations, artwork, names, logos, trade marks, service marks and information ("Information") connected with Borsa Italiana S.p.A. ("Borsa Italiana").

All reasonable efforts have been made to ensure that the Information in this document was correct at the time of publication. However, Borsa Italiana Spa accepts no liability for decisions taken, or systems-related or other work carried out by any party based on this document. The publication of this document does not represent solicitation, by Borsa Italiana, of public saving and is not to be considered as a recommendation by Borsa Italiana as to the suitability of the investment, if any, herein described.

© March 2015 Borsa Italiana S.p.A. All rights reserved.