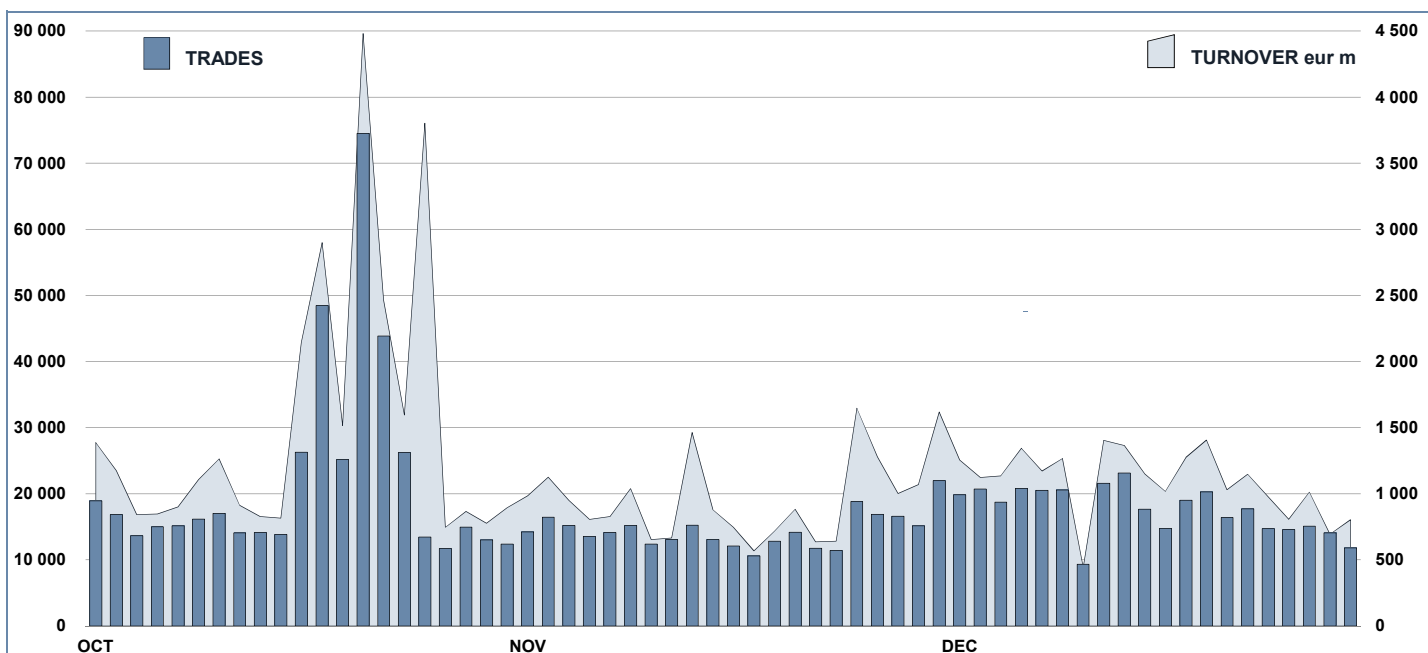




MOT Statistics

December 2014

MOT DAILY TURNOVER

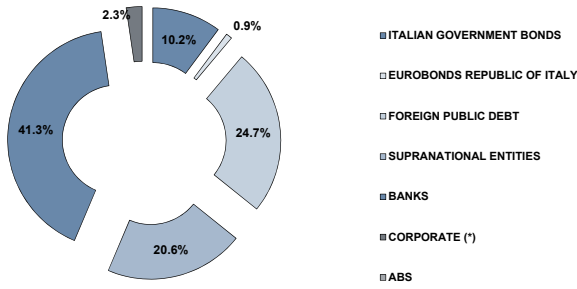


MAIN INDICATORS

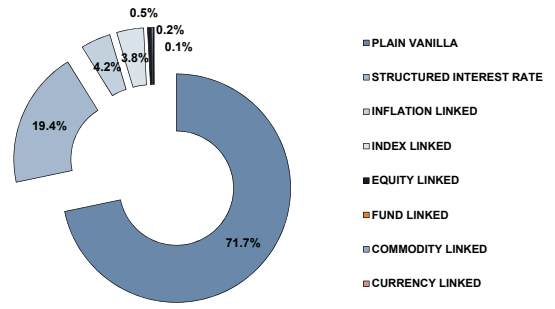
	LISTED BOND					TRADING						
	DEC 2013		NOVEMBER 2014		DECEMBER 2014		NOVEMBER 2014		DECEMBER 2014		JAN - DEC 2014	
	LISTED END OF MONTH	NEW LISTED END OF MONTH	LISTED END OF MONTH	NEW LISTED BEGIN OF JAN 2014	LISTED END OF MONTH	NEW LISTED BEGIN OF JAN 2014	TRADES number	TURNOVER eur m	TRADES number	TURNOVER eur m	TRADES number	TURNOVER eur m
MARKET SEGMENTS												
ITALIAN GOVERNMENT BONDS	108	114	40	113	42	203 898	17 748.7	237 407	19 023.0	3 603 636	302 295.9	
BONDS	689	456	25	456	33	35 057	573.9	36 434	541.6	592 255	9 951.3	
EUROBONDS and ABSs	400	538	183	538	186	54 897	1 018.7	57 656	1 003.3	613 188	10 851.4	
of which BONDS IN DISTRIBUTION	-	1	2	-	2	107	2.6	-	-	130	102.6	
TOTAL	1 197	1 108	248	1 107	261	293 852	19 341.3	331 497	20 567.9	4 809 079	323 098.6	
ISSUERS												
ITALIAN GOVERNMENT BONDS	108	114	40	113	42	203 898	17 748.7	237 407	19 023.0	3 603 636	302 295.9	
EUROBONDS REPUBLIC OF ITALY	10	10	-	10	-	3 011	59.5	2 993	60.9	39 670	803.4	
FOREIGN PUBLIC DEBT	184	274	104	273	104	19 906	378.6	26 063	440.6	258 446	4 531.9	
SUPRANATIONAL ENTITIES	184	228	66	228	68	20 665	406.7	17 915	343.1	201 505	3 889.6	
BANKS	691	458	34	457	41	38 667	620.1	39 880	593.7	603 011	9 603.0	
CORPORATE (*)	20	24	4	26	6	7 705	127.7	7 239	106.6	102 811	1 974.8	
ABS	-	-	-	-	-	-	-	-	-	-	-	
TOTAL	1 197	1 108	248	1 107	261	293 852	19 341.3	331 497	20 567.9	4 809 079	323 098.6	
(*) BOC and BOP are included												
TYPE OF STRUCTURE												
PLAIN VANILLA	780	709	186	713	197	62 401	1 229.7	66 910	1 243.0	742 818	14 576.3	
STRUCTURED INTEREST RATE	214	196	8	193	8	24 704	316.2	24 841	259.6	388 530	4 901.6	
INFLATION LINKED	44	43	8	42	8	1 385	26.2	1 201	27.0	33 615	683.8	
INDEX LINKED	38	38	6	38	6	1 376	19.4	1 066	14.4	37 446	607.7	
EQUITY LINKED	10	5	-	5	-	57	0.5	32	0.3	2 531	28.0	
FUND LINKED	-	-	-	-	-	-	-	-	-	-	-	
COMMODITY LINKED	2	2	-	2	-	12	0.4	7	0.2	125	1.3	
CURRENCY LINKED	1	1	-	1	-	19	0.2	33	0.5	378	3.9	
ITALIAN GOVERNMENT BONDS	108	114	40	113	42	203 898	17 748.7	237 407	19 023.0	3 603 636	302 295.9	
TOTAL	1 197	1 108	248	1 107	261	293 852	19 341.3	331 497	20 567.9	4 809 079	323 098.6	

FOCUS ON LISTED BONDS - END OF MONTH

LISTED BY ISSUERS



LISTED BY TYPE OF STRUCTURE



Italian Government Bonds are not included

ISSUERS - MOST TRADED BONDS IN TERMS OF TURNOVER

ITALIAN GOVERNMENT BONDS - DECEMBER 2014				FOREIGN PUBLIC DEBT - DECEMBER 2014			
ISIN	DESC	eur m	TRADES	ISIN	DESC	eur m	TRADES
IT0003934657	BTP-1FB37 4%	2 792.00	46 150	PTOTESOE0007	R PORTOGHESE TF 4.1% AP37 EUR	180.61	6 017
IT0005045270	BTP TF 2,50% DC24 EUR	1 528.29	13 797	GR0114028534	GGB TF 4,75% AP19 EUR	17.95	1 887
IT0004923998	BTP TF 4,75% ST44 EUR	1 145.71	15 453	ES00000126C0	BONOS TF 1.4% GE20 EUR	17.86	49
IT0005024234	BTP TF 3,50% MZ30 EUR	981.94	14 381	PTOTEROE0014	R PORTOGHESE TF 3,875% FB30 EUR	16.47	518
IT0005056541	CCT-EU-TV EUR6M+0,8% DC20 EUR	653.66	5 448	ES00000126V0	BONOS TF 0,5% OT17 EUR	11.83	69

EUROBONDS REPUBLIC OF ITALY - DECEMBER 2014				SUPRANATIONAL ENTITIES - DECEMBER 2014			
ISIN	DESC	eur m	TRADES	ISIN	DESC	eur m	TRADES
US465410BG26	ITALY 33USD 5,375	28.63	1 458	XS0848049838	BEI TF 6% OT19 ZAR	18.81	1 554
XS0098449456	ITALY 29EUR FRN	10.62	426	XS0648456167	BEI LG18 TRY 9,25	14.79	943
US465410AH18	ITALY SET23USD 6,875	9.82	674	XS0858481194	BEI TF 5,5% NV17 TRY	11.71	767
XS0100688190	ITALY 19EUR FRN	4.26	294	XS0888089082	BEI TF 1,625% MZ20 USD	11.34	412
US465410BN76	ITALY 15USD 4,50	1.99	68	XS0995130712	BEI TF 8,5% LG19 TRY	11.23	577

BANKS - DECEMBER 2014				CORPORATE - DECEMBER 2014			
ISIN	DESC	eur m	TRADES	ISIN	DESC	eur m	TRADES
IT0005068116	IMI OPERA V TF 3% NV21 USD	63.15	2 882	XS1042118106	GENERAL ELEC TF 2,5% MZ20 USD	22.46	1 470
IT0005068090	IMI DUAL CUR TF 10% NV16 BRL	58.99	5 228	IT0004794142	ENEL TF 4,875 2012-2018	11.70	578
IT0005056483	MEDIOBANCA TF 3% OT19 USD	28.20	1 153	IT0004576994	ENEL TV 2010-2016	8.49	482
IT0004917842	MEDIOBANCA TF 5,75% AP23 LT2 EUR	20.81	1 013	IT0006731068	BNP ARBITR TF 10% DC17 BRL	8.31	544
IT0004645542	MEDIOBANCA NV20 SECONDO ATTO 5% SUBLLOWT2	15.50	788	IT0004869985	ATLANTIA TF 3,625% NV18 EUR	7.57	331

TYPE OF STRUCTURE - MOST TRADED BONDS IN TERMS OF TURNOVER

PLAIN VANILLA - DECEMBER 2014				STRUCTURED INTEREST RATE - DECEMBER 2014			
ISIN	DESC	eur m	TRADES	ISIN	DESC	eur m	TRADES
IT0003934657	BTP-1FB37 4%	2 792.00	46 150	IT0004720436	MEDIOBANCA GN21 TV QUARTO ATTO SUB LOWT2	14.07	779
IT0005045270	BTP TF 2,50% DC24 EUR	1 528.29	13 797	XS0098449456	ITALY 29EUR FRN	10.62	426
IT0004923998	BTP TF 4,75% ST44 EUR	1 145.71	15 453	IT0004841778	UBI TASSO MISTO OT19 LT2 WELCOME ED EUR	7.50	232
IT0005024234	BTP TF 3,50% MZ30 EUR	981.94	14 381	IT0004611932	BIMI TV CON TASSO MINIMO GIUGNO 2017	7.19	427
IT0005056541	CCT-EU-TV EUR6M+0,8% DC20 EUR	653.66	5 448	IT0004457070	UBI MZ19 MC SUB CALL	6.81	496

INFLATION LINKED - DECEMBER 2014				INDEX LINKED - DECEMBER 2014			
ISIN	DESC	eur m	TRADES	ISIN	DESC	eur m	TRADES
IT0005012783	BTP ITALIA AP20 EUR	597.46	7 284	IT0004429202	BIMI FB15 TASSO FISSO PLUS BANCOPOSTA	3.76	224
IT0005058919	BTP ITALIA OT20 EUR	379.62	5 302	IT0004464407	MEDIOBANCA TF 3,5 6/2015 PLUS BP III COL	1.75	102
IT0004969207	BTP ITALIA NV17 EUR	369.39	4 948	IT0004452386	MEDIOB 15 PLUS BP II	1.33	95
IT0004917958	BTP ITALIA AP17 EUR	294.01	4 689	IT0006699505	CREDIT SUISSE AG15 TF PLUS BANCOPOSTA4	1.30	71
IT0004863608	BTP ITALIA OT16 EUR	203.53	3 824	IT0004909682	MEDIOBANCA MB16 INDEX LINKED MC GN18 EUR	0.96	76

EQUITY LINKED - DECEMBER 2014				OTHERS (*) - DECEMBER 2014			
ISIN	DESC	eur m	TRADES	ISIN	DESC	eur m	TRADES
IT0006707803	BARCLAYS OT15 EUR 6Y EQUITY BONUS	0.14	14	XS0557128328	BOFA DC15 EUR/USD RANGE ACCRUAL NOTES	0.45	33
IT0006719584	MACQUARIE STR SEC AP17 STEP UP ENERGY	0.09	14	XS0638296920	BOFA GN18 MC INVEST BOND ORO	0.18	6
IT0006721366	MACQUARIE STR SEC OT17 MC EUR 6% X	0.02	3	IT0006720129	BARCLAYS SCUDO LG16 TV EUR COMMODLINKED	0.00	1
IT0006719956	MACQUARIE STR SEC GN17MC STEPUP SVILUPPO	0.00	1				
DE000UB8DSR5	UBS LG17 MC EUR EQUITY LINKED AUTOCALL	0.26	14				

(*) Fund Linked, Commodity Linked and Currency Linked are included

News

In December, 2 Italian Government bond and the following instruments were listed on MOT market:

- *Issue of BRL 90000000 Notes due 05/12/2016*(XS1119084942)
- *Issue of up to MXN 800000000 Notes due 04/12/2018*(XS1119130489)
- *ESM EUR 0.00 per cent. Notes due 28 October 2016*(EU000A1U9837)
- *EU EUR 1.375 per cent. Notes due 4 October 2029*(EU000A1ZR7H3)
- *Credito Emiliano Obbligazioni Subordinate a Tasso Fisso 30/06/2011 - 30/06/2017*(IT0004737489)
- *Credito Emiliano Obbligazioni Subordinate a Tasso Fisso 23/12/2011 - 23/12/2017*(IT0004781016)

- *Credito Emiliano Obbligazioni Subordinate a Tasso Misto 30/03/2012 - 30/03/2018*(IT0004803158)
- *Credito Emiliano Obbligazioni Subordinate a Tasso Misto 15/06/2012 - 15/06/2018*(IT0004819006)
- *Credito Emiliano Obbligazioni Subordinate a Tasso Fisso 28/12/2012 - 28/12/2018*(IT0004870926)
- *Banca IMI Collezione Tasso Fisso Real Brasiliano Dual Currency*(IT0005068090)
- *Banca IMI Collezione Tasso Fisso Dollaro Statunitense Opera V*(IT0005068116)

Issue of up to BRL 100,000,000 10.0 per cent. Fixed Rate Notes due 2 December 2017*(IT0006731068) - in distribution since 24/11/2014

Markets Analysis
 Piazza degli Affari, 6 - 20123 Milano
 T +39 02 724261 | Fax +39 02 8646.4323
 e-mail: markets_analysis@borsaitaliana.it
 www.borsaitaliana.it



This document contains text, data, graphics, photographs, illustrations, artwork, names, logos, trade marks, service marks and information ("Information") connected with Borsa Italiana S.p.A. ("Borsa Italiana"). All reasonable efforts have been made to ensure that the Information in this document was correct at the time of publication. However, Borsa Italiana Spa accepts no liability for decisions taken, or systems-related or other work carried out by any party based on this document. The publication of this document does not represent solicitation, by Borsa Italiana, of public saving and is not to be considered as a recommendation by Borsa Italiana as to the suitability of the investment, if any, herein described.

© December 2014 Borsa Italiana S.p.A. All rights reserved.