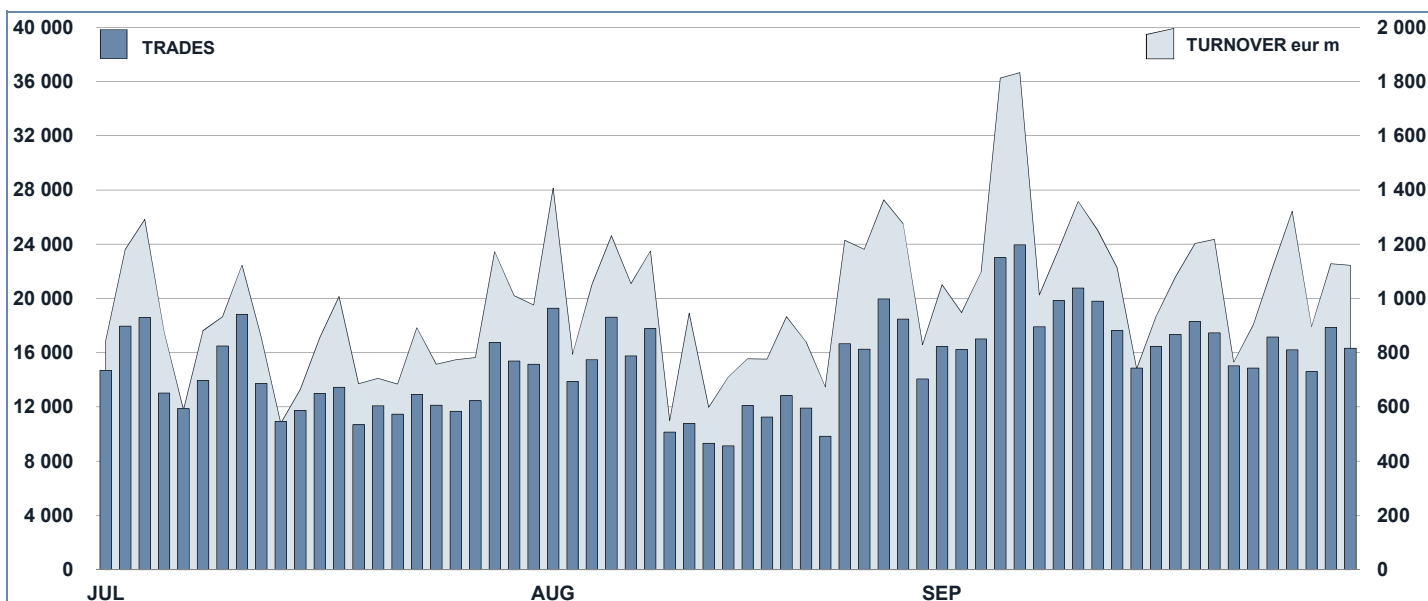




MOT DAILY TURNOVER

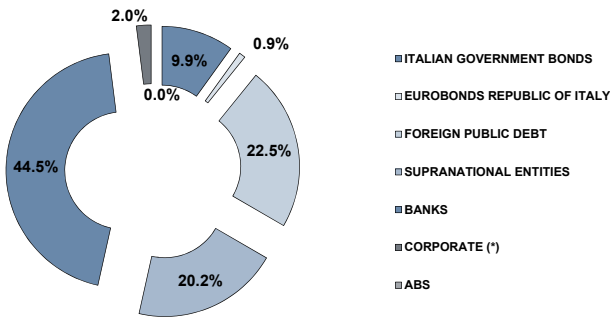


MAIN INDICATORS

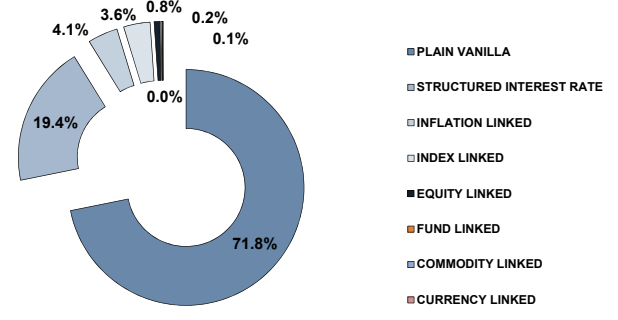
	LISTED BOND					TRADING					
	DEC 2013	AUGUST 2014		SEPTEMBER 2014		AUGUST 2014		SEPTEMBER 2014		JAN - SEP 2014	
	LISTED END OF MONTH	LISTED END OF MONTH	NEW LISTED BEGIN OF JAN 20	LISTED END OF MONTH	NEW LISTED BEGIN OF JAN 2014	TRADES number	TURNOVER eur m	TRADES number	TURNOVER eur m	TRADES number	TURNOVER eur m
<b>MARKET SEGMENTS</b>											
ITALIAN GOVERNMENT BONDS	108	114	29	113	32	214 101	18 149.8	273 808	23 012.5	2 788 279	233 418.1
BONDS	689	512	20	500	21	26 267	407.2	43 265	731.2	475 280	8 103.2
EUROBONDS and ABSs	400	497	130	523	160	43 177	825.1	72 020	1 340.7	424 797	7 297.5
<i>of which BONDS IN DISTRIBUTION</i>	-	-	1	-	1	-	-	-	-	23	100.0
<b>TOTAL</b>	<b>1 197</b>	<b>1 123</b>	<b>179</b>	<b>1 136</b>	<b>213</b>	<b>283 545</b>	<b>19 382.2</b>	<b>389 093</b>	<b>25 084.5</b>	<b>3 688 356</b>	<b>248 818.8</b>
<b>ISSUERS</b>											
ITALIAN GOVERNMENT BONDS	108	114	29	113	32	214 101	18 149.8	273 808	23 012.5	2 788 279	233 418.1
EUROBONDS REPUBLIC OF ITALY	10	10	-	10	-	2 410	49.9	3 779	71.3	29 740	600.4
FOREIGN PUBLIC DEBT	184	249	75	256	84	21 067	463.2	24 865	502.9	182 549	3 118.2
SUPRANATIONAL ENTITIES	184	211	45	229	64	14 503	256.1	26 602	527.4	139 132	2 632.7
BANKS	691	516	27	505	30	27 214	402.0	51 458	817.3	469 975	7 465.3
CORPORATE (*)	20	23	3	23	3	4 250	61.0	8 581	153.1	78 681	1 584.1
ABS	-	-	-	-	-	-	-	-	-	-	-
<b>TOTAL</b>	<b>1 197</b>	<b>1 123</b>	<b>179</b>	<b>1 136</b>	<b>213</b>	<b>283 545</b>	<b>19 382.2</b>	<b>389 093</b>	<b>25 084.5</b>	<b>3 688 356</b>	<b>248 818.8</b>
(*) BOC and BOP are included											
<b>TYPE OF STRUCTURE</b>											
PLAIN VANILLA	780	716	136	735	166	47 065	968.9	80 074	1 589.1	528 766	10 324.7
STRUCTURED INTEREST RATE	214	202	6	198	6	19 502	210.6	31 107	411.4	306 095	3 900.2
INFLATION LINKED	44	43	4	42	4	1 387	28.4	2 025	44.8	29 314	595.7
INDEX LINKED	38	37	4	37	5	1 383	23.6	1 840	23.9	33 262	551.8
EQUITY LINKED	10	8	-	8	-	97	0.9	209	2.3	2 247	24.6
FUND LINKED	-	-	-	-	-	-	-	-	-	-	-
COMMODITY LINKED	2	2	-	2	-	2	0.0	10	0.1	100	0.7
CURRENCY LINKED	1	1	-	1	-	8	0.0	20	0.4	293	2.9
ITALIAN GOVERNMENT BONDS	108	114	29	113	32	214 101	18 149.8	273 808	23 012.5	2 788 279	233 418.1
<b>TOTAL</b>	<b>1 197</b>	<b>1 123</b>	<b>179</b>	<b>1 136</b>	<b>213</b>	<b>283 545</b>	<b>19 382.2</b>	<b>389 093</b>	<b>25 084.5</b>	<b>3 688 356</b>	<b>248 818.8</b>

**FOCUS ON LISTED BONDS - END OF MONTH**

**LISTED BY ISSUERS**



**LISTED BY TYPE OF STRUCTURE**



Italian Government Bonds are not included

**ISSUERS - MOST TRADED BONDS IN TERMS OF TURNOVER**

ITALIAN GOVERNMENT BONDS - SEPTEMBER 2014					FOREIGN PUBLIC DEBT - SEPTEMBER 2014				
ISIN	DESC	eur m	TRADES		ISIN	DESC	eur m	TRADES	
IT0003934657	BTP-1FB37 4%	2 780.25	45 489		PTOTE50E0007	R PORTOGHESE TF 4.1% AP37 EUR	187.63	7 249	
IT0005045270	BTP TF 2,50% DC24 EUR	2 495.14	27 318		DE0001135481	BUND LG44 EUR 2,5	15.28	357	
IT0005024234	BTP TF 3,50% MZ30 EUR	1 660.39	20 988		XS1085735899	R PORTOGHESE TF 5,125% OT24 USD	15.01	818	
IT0004923998	BTP TF 4,75% ST44 EUR	1 095.93	15 628		DE0001102358	BUND TF 1,5% MG24 EUR	14.88	424	
IT0005012783	BTP ITALIA AP20 EUR	1 024.24	10 121		DE0001102317	BUND TF 1,5% MG23 EUR	9.64	78	
EUROBONDS REPUBLIC OF ITALY - SEPTEMBER 2014					SUPRANATIONAL ENTITIES - SEPTEMBER 2014				
ISIN	DESC	eur m	TRADES		ISIN	DESC	eur m	TRADES	
US465410BG26	ITALY 33USD 5,375	29.40	1 766		XS0648456167	BEI LG18 TRY 9,25	29.96	1 883	
US465410AH18	ITALY SET23USD 6,875	10.29	773		XS0848049838	BEI TF 6% OT19 ZAR	21.56	1 756	
XS0098449456	ITALY 29EUR FRN	9.64	494		XS1075219763	BEI TF 8,75% ST21 TRY	21.12	1 143	
XS0100688190	ITALY 19EUR FRN	7.47	513		XS0888080982	BEI TF 1,625% MZ20 USD	20.37	641	
US465410BV92	ITALY GE15 USD 3,125	4.92	35		US298785FZ47	BEI TF 1% DC17 USD	19.21	580	
BANKS - SEPTEMBER 2014					CORPORATE - SEPTEMBER 2014				
ISIN	DESC	eur m	TRADES		ISIN	DESC	eur m	TRADES	
IT0005045221	IMI OPERA IV TF 4,3% ST20 AUD	63.69	3 605		XS1042118106	GENERAL ELEC TF 2,5% MZ20 USD	36.57	1 923	
IT0005045247	IMI OPERA I TF 5,2% ST19 NZD	63.30	3 931		IT0004794142	ENEL TF 4,875 2012-2018	15.52	650	
IT0004917842	MEDIOBANCA TF 5,75% AP23 LT2 EUR	34.73	1 456		XS1042118288	GENERAL ELEC TV LIBOR +0,41 MZ20 USD	13.25	808	
IT0004611932	BIMI TV CON TASSO MINIMO GIUGNO 2017	20.12	936		IT0004869985	ATLANTIA TF 3,625% NV18 EUR	11.79	487	
IT0004576556	BIMI INFLATION LINKED 22 MARZO 2015	17.05	707		IT0004576978	ENEL TF 3,5 2010-2016	11.59	844	

**TYPE OF STRUCTURE - MOST TRADED BONDS IN TERMS OF TURNOVER**

PLAIN VANILLA - SEPTEMBER 2014					STRUCTURED INTEREST RATE - SEPTEMBER 2014				
ISIN	DESC	eur m	TRADES		ISIN	DESC	eur m	TRADES	
IT0003934657	BTP-1FB37 4%	2 780.25	45 489		IT0004611932	BIMI TV CON TASSO MINIMO GIUGNO 2017	20.12	936	
IT0005045270	BTP TF 2,50% DC24 EUR	2 495.14	27 318		IT0004457070	IMI MZ19 MC SUB CALL	14.73	905	
IT0005024234	BTP TF 3,50% MZ30 EUR	1 660.39	20 988		NL0009062215	RBS OT19 ROYAL TASSO FISSO-VARIABILE	11.91	500	
IT0004923998	BTP TF 4,75% ST44 EUR	1 095.93	15 628		IT0004966229	BANCA IMI COLLEZIONE OPP TMISTO OT20 USD	11.71	951	
IT0005028003	BTP TF 2,15% DC21 EUR	933.72	4 616		IT0004720436	MEDIOBANCA GN21 TV QUARTO ATTO SUB LOWT2	11.24	742	
INFLATION LINKED - SEPTEMBER 2014					INDEX LINKED - SEPTEMBER 2014				
ISIN	DESC	eur m	TRADES		ISIN	DESC	eur m	TRADES	
IT0005012783	BTP ITALIA AP20 EUR	1 024.24	10 121		IT0004375736	BIMI ST14 BANCOPOSTA4 RELOAD3	3.63	147	
IT0004969207	BTP ITALIA NV17 EUR	631.86	7 632		IT0004464407	MEDIOBANCA TF 3,5 6/2015 PLUS BP III COL	3.47	205	
IT0004863608	BTP ITALIA OT16 EUR	391.32	5 665		IT0004429202	BIMI FB15 TASSO FISSO PLUS BANCOPOSTA	3.27	378	
IT0004545890	BTP-15ST41 2,55%	323.37	5 495		IT0006695905	CREDIT SUISSE AG15 TF PLUS BANCOPOSTA4	2.98	158	
IT0004917958	BTP ITALIA AP17 EUR	294.58	5 657		IT0004452386	MEDIOB 15 PLUS BP II	2.36	180	
EQUITY LINKED - SEPTEMBER 2014					OTHERS (*) - SEPTEMBER 2014				
ISIN	DESC	eur m	TRADES		ISIN	DESC	eur m	TRADES	
IT0004397292	BIMI NV14 TOP10BP II	0.93	93		XS0557128328	BOFA DC15 EUR/USD RANGE ACCRUAL NOTES	0.39	20	
IT0006707811	BARCLAYS OT14 5Y AUTOCALL DOUBLE CHANCE	0.88	75		XS0638296920	BOFA GN18 MC INVEST BOND ORO	0.09	10	
IT0006707803	BARCLAYS OT15 EUR 6Y EQUITY BONUS	0.31	21						
IT0006719584	MACQUARIE STR SEC AP17 STEP UP ENERGY	0.20	19						
DE000UB8DSR5	UBS LG17 MC EUR EQUITY LINKED AUTOCALL	0.00	1						

(\*) Fund Linked, Commodity Linked and Currency Linked are included

**News**

In September, 3 Italian Government bonds and the following instruments were listed on MOT market:

- \*Bonos 1.4% due on 31/01/2020\*(ES00000126C0)
- \*EIB USD 1.000% Notes due 2017\*(US298785GN08)
- \*EIB ZAR 8.375 per cent. Bonds due 29th July, 2022\*(XS1090019370)
- \*Bobi 0,25% due on 11th October 2019\*(DE0001141703)
- \*The Republic of Portugal USD 5,125% Notes due 15/10/2014\*(XS1085735899)
- \*Banca IMI Collezione Tasso Fisso Dollaro Neozelandese Opera I\*(IT0005045247)
- \*Banca IMI Collezione Tasso Fisso Dollaro Australiano Opera IV\*(IT0005045221)
- \*EIB SEK 2.75 per cent. Bonds due 13th November, 2023\*(XS0852107266)
- \*EIB NZD 4.625 per cent. Bonds due 30th July, 2020\*(XS1089985557)
- \*EIB NZD 4.75 per cent. Bonds due 22nd January, 2019\*(XS1017788784)
- \*EIB ZAR 5.75 per cent. Bonds due 21st December, 2017\*(XS0875343591)
- \*EIB TRY 7 per cent. Bonds due 31st July, 2017\*(XS0956262033)
- \*EIB TRY Zero Coupon Bonds due 5th September, 2022\*(XS0318345971)
- \*EIB USD 2.125 per cent. Bonds due 15th October, 2021\*(US298785GP55)
- \*Obligaciones 3.875% due on 15th February 2030\*(PTOTEROE0014)
- \*EBRD TRY 8.00 per cent. Notes due 11 October 2018\*(XS0978719572)

- \*EIB USD 3.250% Notes due 2024\*(US298785GJ95)
- \*EIB ZAR 5.00 per cent. Bonds due 29th April, 2016\*(XS0878118594)
- \*EIB TRY 10.500 per cent. Bonds due 29th April, 2024\*(XS105986016)
- \*EIB TRY 8.25 per cent. Bonds due 29th June, 2015\*(XS0640933809)
- \*EIB ZAR 9.00 per cent. Bonds due 31st March, 2021\*(XS0605996700)
- \*IFC MXN 3.25 per cent. Notes due January 23, 2017\*(XS1020293210)
- \*Bund 1% due on 15 August 2024\*(DE0001102366)
- \*EIB SEK 2.250 per cent. Bonds due 12th March, 2019\*(XS1015120964)
- \*EIB NZD 4.25 per cent. Bonds due 10th September, 2018\*(XS1107496439)
- \*Mediabanca (MB41) 2014/2021 con opzioni digitali sull'indice Eurostoxx50\*(IT0005040024)
- \*Bonos 0.5% due on 31/10/2017\*(ES00000126V0)
- \*Obligaciones 4.85% due on 31/10/2020\*(ES00000122T3)
- \*Hellenic Republic 3.375 per cent. Notes due 2017\*(GR0110029312)
- \*Hellenic Republic 4.75 per cent. Notes due 2019\*(GR0114028534)
- \*EIB ZAR 8.50 per cent. Bonds due 17th September, 2024\*(XS1110395933)

Markets Analysis  
 Piazza degli Affari, 6 - 20123 Milano  
 T +39 02 724261 | Fax +39 02 8646.4323  
 e-mail: markets\_analysis@borsaitaliana.it  
 www.borsaitaliana.it

This document contains text, data, graphics, photographs, illustrations, artwork, names, logos, trade marks, service marks and information ("Information") connected with Borsa Italiana S.p.A. ("Borsa Italiana"). All reasonable efforts have been made to ensure that the Information in this document was correct at the time of publication. However, Borsa Italiana Spa accepts no liability for decisions taken, or systems-related or other work carried out by any party based on this document. The publication of this document does not represent solicitation, by Borsa Italiana, of public saving and is not to be considered as a recommendation by Borsa Italiana as to the suitability of the investment, if any, herein described.

