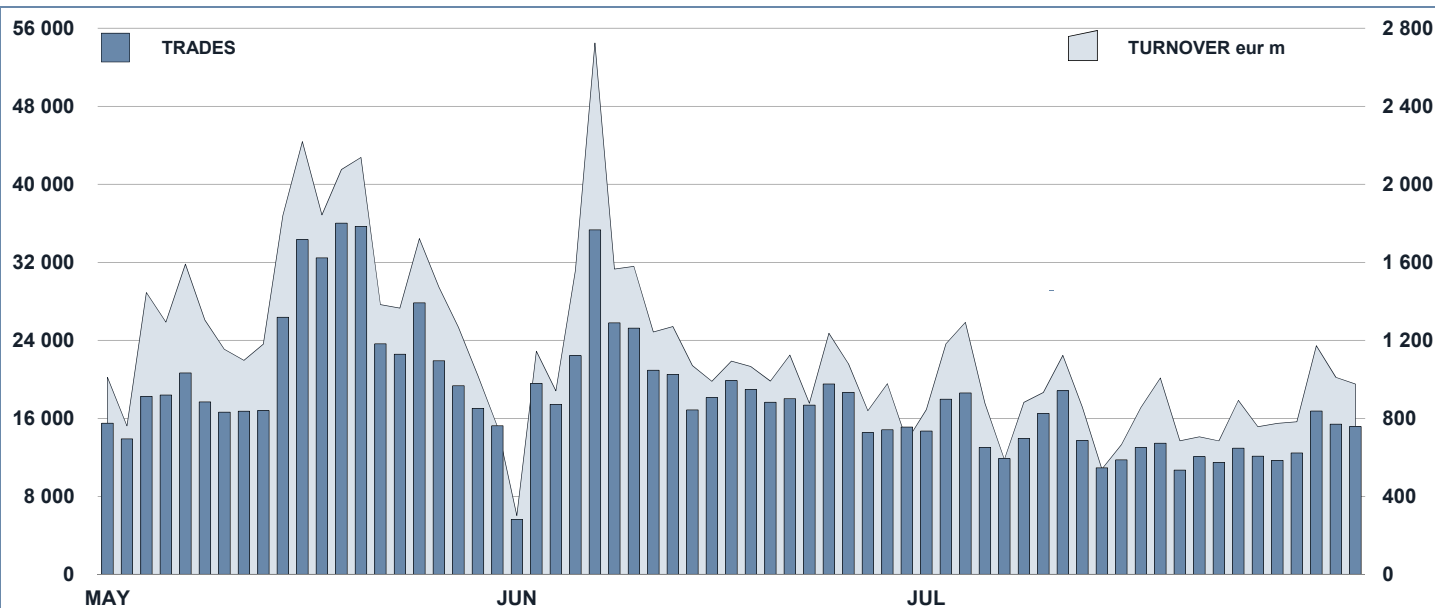




MOT DAILY TURNOVER



MAIN INDICATORS

LISTED BOND

TRADING

	DEC 2013		JUNE 2014		JULY 2014		JUNE 2014		JULY 2014		JAN - JUL 2014	
	LISTED END of MONTH	LISTED END of MONTH	NEW LISTED BEGIN of JAN 2014	LISTED END of MONTH	NEW LISTED BEGIN of JAN 2014	TRADES number	TURNOVER eur m	TRADES number	TURNOVER eur m	TRADES number	TURNOVER eur m	
MARKET SEGMENTS												
ITALIAN GOVERNMENT BONDS	108	113	23	112	25	287 739	22 303.2	233 109	18 655.8	2 300 370	192 255.8	
BONDS	689	554	13	528	19	63 095	1 135.0	40 975	654.8	405 748	6 964.7	
EUROBONDS and ABSs	400	478	105	487	119	51 512	915.9	44 893	771.5	309 600	5 131.6	
<i>of which BONDS IN DISTRIBUTION</i>	-	-	1	-	1	-	-	-	-	23	100.0	
TOTAL	1 197	1 145	141	1 127	163	402 346	24 354.1	318 977	20 082.1	3 015 718	204 352.1	
ISSUERS												
ITALIAN GOVERNMENT BONDS	108	113	23	112	25	287 739	22 303.2	233 109	18 655.8	2 300 370	192 255.8	
EUROBONDS REPUBLIC OF ITALY	10	10	-	10	-	3 544	80.2	3 111	64.0	23 551	479.2	
FOREIGN PUBLIC DEBT	184	238	60	242	68	23 985	409.6	18 907	344.7	136 617	2 152.0	
SUPRANATIONAL ENTITIES	184	204	35	208	41	16 465	332.9	15 486	269.7	98 027	1 849.1	
BANKS	691	557	20	532	26	59 382	1 011.4	41 946	642.0	391 303	6 246.0	
CORPORATE (*)	20	23	3	23	3	11 231	216.7	6 418	105.9	65 850	1 370.0	
ABS	-	-	-	-	-	-	-	-	-	-	-	
TOTAL	1 197	1 145	141	1 127	163	402 346	24 354.1	318 977	20 082.1	3 015 718	204 352.1	

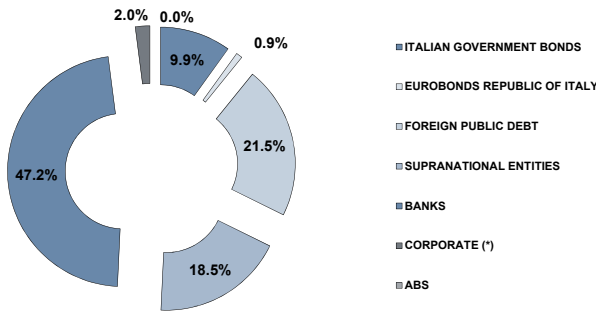
(*) BOC and BOP are included

TYPE OF STRUCTURE

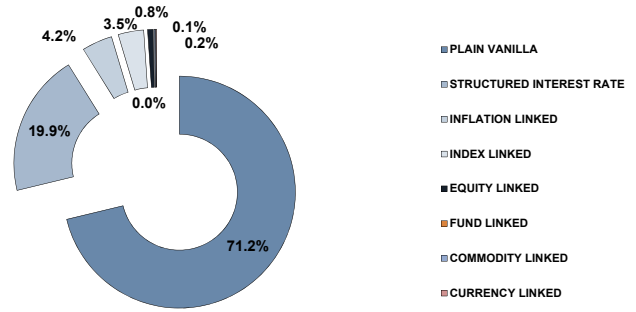
PLAIN VANILLA	780	732	108	723	125	68 131	1 383.5	55 210	998.2	401 627	7 766.7
STRUCTURED INTEREST RATE	214	208	4	202	6	39 227	532.1	26 311	347.0	255 486	3 278.2
INFLATION LINKED	44	44	4	43	4	3 191	65.9	1 968	41.8	25 902	522.6
INDEX LINKED	38	36	2	36	3	3 659	64.8	2 169	36.9	30 039	504.3
EQUITY LINKED	10	9	-	8	-	327	3.9	174	2.1	1 941	21.4
FUND LINKED	-	-	-	-	-	-	-	-	-	-	-
COMMODITY LINKED	2	2	-	2	-	26	0.3	16	0.1	88	0.6
CURRENCY LINKED	1	1	-	1	-	46	0.5	20	0.2	265	2.5
ITALIAN GOVERNMENT BONDS	108	113	23	112	25	287 739	22 303.2	233 109	18 655.8	2 300 370	192 255.8
TOTAL	1 197	1 145	141	1 127	163	402 346	24 354.1	318 977	20 082.1	3 015 718	204 352.1

FOCUS ON LISTED BONDS - END OF MONTH

LISTED BY ISSUERS



LISTED BY TYPE OF STRUCTURE



Italian Government Bonds are not included

ISSUERS - MOST TRADED BONDS IN TERMS OF TURNOVER

ITALIAN GOVERNMENT BONDS - JULY 2014

ISIN	DESC	eur m	TRADES
IT0005024234	BTP TF 3,50% MZ30 EUR	2 452.58	35 098
IT0003934657	BTP-1FB37 4%	2 002.95	31 163
IT0005028003	BTP TF 2,15% DC21 EUR	1 388.89	16 328
IT0004923998	BTP TF 4,75% ST44 EUR	1 065.67	12 310
IT0005012783	BTP ITALIA AP20 EUR	984.26	9 775

FOREIGN PUBLIC DEBT - JULY 2014

ISIN	DESC	eur m	TRADES
PTOTE50E0007	R PORTOGHESE TF 4.1% AP37 EUR	125.33	6 565
ES0000012682	REGNO SPAGNA OBLIGACI TF 2,75% OT24 EUR	16.17	636
DE0001102317	BUND TF 1,5% MG23 EUR	10.57	73
DE0001135481	BUND LG44 EUR 2,5	8.02	244
PTOTEAOE0021	R PORTOGHESE TF 4.95% OT23 EUR	6.97	271

EUROBONDS REPUBLIC OF ITALY - JULY 2014

ISIN	DESC	eur m	TRADES
US465410BG26	ITALY 33USD 5,375	25.21	1 309
XS0100688190	ITALY 19EUR FRN	19.64	817
XS0098449456	ITALY 29EUR FRN	8.90	451
US465410AH18	ITALY SET23USD 6,875	6.43	416
US465410BN76	ITALY 15USD 4,50	1.19	73

SUPRANATIONAL ENTITIES - JULY 2014

ISIN	DESC	eur m	TRADES
XS0848049838	BEI TF 6% OT19 ZAR	17.95	1 554
XS0984173624	BEI TF 7.5% GE20 ZAR	14.69	686
XS0648456167	BEI LG18 TRY 9,25	14.26	1 178
XS0888089082	BEI TF 1,625% MZ20 USD	13.41	377
XS0580501210	BEI GE16 TRY 7,25	9.89	775

BANKS - JULY 2014

ISIN	DESC	eur m	TRADES
IT0005026825	IMI OPERAIII TF 4,2% GN19 AUD	31.48	1 741
IT0004917842	MEDIOBANCA TF 5,75% AP23 LT2 EUR	29.62	1 336
IT0004645542	MEDIOBANCA NV20 SECONDO ATTO 5% SUBLOWT2	20.37	801
IT0004611932	BIMI TV CON TASSO MINIMO GIUGNO 2017	20.10	1 068
IT0004457070	UBI MZ19 MC SUB CALL	19.43	1 070

CORPORATE - JULY 2014

ISIN	DESC	eur m	TRADES
IT0004794142	ENEL TF 4,875 2012-2018	16.89	634
IT0004576978	ENEL TF 3,5 2010-2016	9.89	840
IT0004576994	ENEL TV 2010-2016	9.43	758
IT0004292691	ENEL-07/15 IND	9.18	451
IT0004869985	ATLANTIA TF 3,625% NV18 EUR	8.86	423

TYPE OF STRUCTURE - MOST TRADED BONDS IN TERMS OF TURNOVER

PLAIN VANILLA - JULY 2014

ISIN	DESC	eur m	TRADES
IT0005024234	BTP TF 3,50% MZ30 EUR	2 452.58	35 098
IT0003934657	BTP-1FB37 4%	2 002.95	31 163
IT0005028003	BTP TF 2,15% DC21 EUR	1 388.89	16 328
IT0004923998	BTP TF 4,75% ST44 EUR	1 065.67	12 310
IT0005001547	BTP TF 3,75% ST24 EUR	693.39	5 031

STRUCTURED INTEREST RATE - JULY 2014

ISIN	DESC	eur m	TRADES
IT0004611932	BIMI TV CON TASSO MINIMO GIUGNO 2017	20.10	1 068
XS0100688190	ITALY 19EUR FRN	19.64	817
IT0004457070	UBI MZ19 MC SUB CALL	19.43	1 070
IT0004720436	MEDIOBANCA GN21 TV QUARTO ATTO SUB LOWT2	13.66	794
IT0004497050	UBI GN19 SUB LOWTIER2 FIXT OFLOAT CALL	12.59	944

INFLATION LINKED - JULY 2014

ISIN	DESC	eur m	TRADES
IT0005012783	BTP ITALIA AP20 EUR	984.26	9 775
IT0004969207	BTP ITALIA NV17 EUR	572.87	6 035
IT0004917958	BTP ITALIA AP17 EUR	335.35	4 591
IT0004863608	BTP ITALIA OT16 EUR	311.10	4 207
IT0004545890	BTP-15ST41 2,55%	175.12	4 357

INDEX LINKED - JULY 2014

ISIN	DESC	eur m	TRADES
IT0004375736	BIMI ST14 BANCOPOSTA4 RELOAD3	9.61	429
IT0006664137	DEUTSCHE BANK LG14 RELOAD3 BANCOPOSTA3	5.72	226
IT0004464407	MEDIOBANCA TF 3,5 6/2015 PLUS BP III COL	4.87	275
IT0004429202	BIMI FB15 TASSO FISSO PLUS BANCOPOSTA	3.94	303
IT0004452386	MEDIOB 15 PLUS BP II	2.76	181

EQUITY LINKED - JULY 2014

ISIN	DESC	eur m	TRADES
IT0004397292	BIMI NV14 TOP10BP II	1.17	102
IT0006707811	BARCLAYS OT14 5Y AUTOCALL DOUBLE CHANCE	0.53	35
IT0006707803	BARCLAYS OT15 EUR 6Y EQUITY BONUS	0.17	11
IT0006664459	DEUTSCHE BANK LG14 TOPTEN BANCOPOSTA	0.09	8
DE000UB8DSR5	UBS LG17 MC EUR EQUITY LINKED AUTOCALL	0.08	7

OTHERS (*) - JULY 2014

ISIN	DESC	eur m	TRADES
XS0567128328	BOFA DC15 EUR/USD RANGE ACCRUAL NOTES	0.21	20
XS0638296920	BOFA GN18 MC INVEST BOND ORO	0.10	16

(*) Fund Linked, Commodity Linked and Currency Linked are included

News

In July, 2 Italian Government bonds and the following instruments were listed on MOT market:

- "Banca Imi S.p.A. 2014/2020 TassoFisso Sprint BancoPosta - Serie 3" (IT000500218)
- "Barclays Bank Plc Obbligazioni 10 Anni, a Tasso Variabile, Garantite da Pegno" (Codice ISIN IT0006729781)
- "Barclays Bank Plc Obbligazioni 10 Anni, a Tasso Variabile, Garantite da Pegno" (Codice ISIN IT0006729799)
- "Barclays Bank Plc Obbligazioni 10 Anni, a Tasso Fisso, Garantite da Pegno" (Codice ISIN IT0006729948)
- "Republic of Finland EUR 1.875 per cent. notes due on 15th April 2017" (FI4000029715)
- "Republic of Finland EUR 3.875 per cent. notes due on 15th September 2017" (FI0001006066)
- "Republic of Finland EUR 4.375 per cent. notes due on 4th July 2019" (FI0001006306)
- "Republic of Finland EUR 3.5 per cent. notes due on 15th April 2021" (FI4000020961)
- "Republic of Finland EUR 1.5 per cent. notes due on 15th April 2023" (FI4000062625)
- "Republic of Finland EUR 4 per cent. notes due on 4th July 2025" (FI4000006176)

- "Republic of Finland EUR 2.75 per cent. notes due on 4th July 2028" (FI4000037635)
- "Republic of Finland EUR 2.625 per cent. notes due on 4th July 2042" (FI4000046545)
- "MedioBANCA (MB38) Tasso Misto con Tasso Massimo (Cap) 2014/2021" (IT0005021586)
- "MedioBANCA (MB39) 2014/2021 con opzioni digitali sull'indice Eurostoxx50" (IT0005021602)
- "EIB EUR 1.5 per cent. EARNs due 15th April, 2021" (XS104474032)
- "EIB EUR 1.625 per cent. Bonds due 15th March, 2023" (XS1068879225)
- "EIB USD 0.875 per cent. Bonds due 18th April, 2017" (US298785GK68)
- "EIB USD 1.75 per cent. Bonds due 17th June, 2019" (US298785GM25)
- "EIB GBP 2.25 per cent. Bonds due 7th March, 2020" (XS1051861851)
- "IBRD USD 2.125 per cent. Fixed Rate Notes due February 13, 2023" (US459058CY72)

Markets Analysis

Piazza degli Affari, 6 - 20123 Milano
 T +39 02 724261 | Fax +39 02 8646.4323
 e-mail: markets_analysis@borsaitaliana.it
www.borsaitaliana.it



This document contains text, data, graphics, photographs, illustrations, artwork, names, logos, trade marks, service marks and information ("Information") connected with Borsa Italiana S.p.A. ("Borsa Italiana"). All reasonable efforts have been made to ensure that the Information in this document was correct at the time of publication. However, Borsa Italiana Spa accepts no liability for decisions taken, or systems-related or other work carried out by any party based on this document. The publication of this document does not represent solicitation, by Borsa Italiana, of public saving and is not to be considered as a recommendation by Borsa Italiana as to the suitability of the investment, if any, herein described.