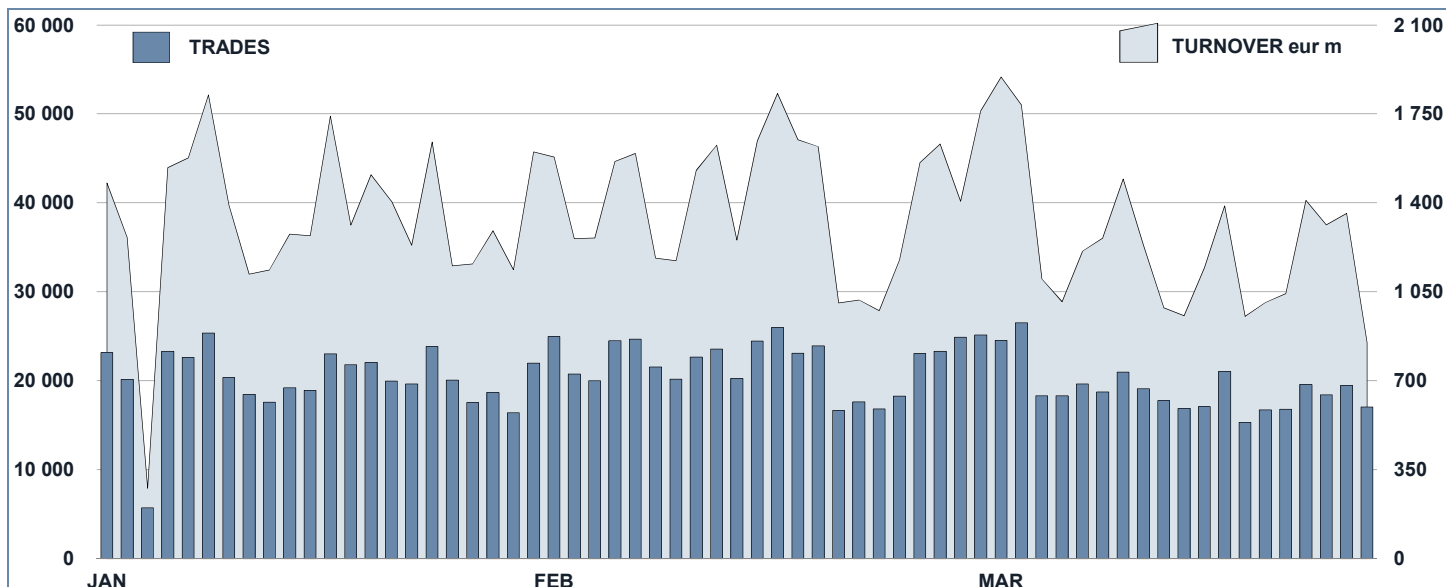




MOT Statistics

March 2014

MOT DAILY TURNOVER



MAIN INDICATORS

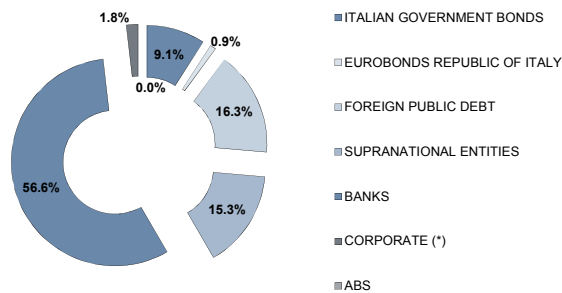
LISTED BOND

TRADING

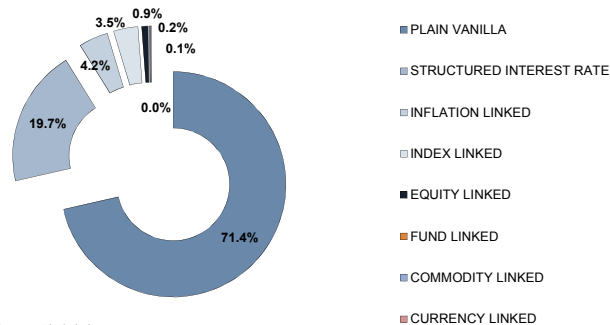
	DEC 2013		FEBRUARY 2014		MARCH 2014		FEBRUARY 2014		MARCH 2014		JAN - MAR 2014											
	LISTED	END of MONTH	LISTED	END of MONTH	NEW LISTED	BEGIN of JAN 2014	LISTED	END of MONTH	NEW LISTED	BEGIN of JAN 2014	TRADES	TURNOVER	number	eur m	TRADES	TURNOVER	number	eur m	TRADES	TURNOVER	number	eur m
MARKET SEGMENTS																						
ITALIAN GOVERNMENT BONDS	108	109	7	110	11	329 932	26 365.9	304 574	24 820.3	968 214	78 860.0											
BONDS	689	689	8	678	8	65 050	1 100.4	63 645	1 049.3	195 337	3 234.5											
EUROBONDS and ABSs	400	408	15	418	29	41 291	661.8	43 947	701.6	124 616	1 941.6											
TOTAL	1 197	1 206	30	1 206	48	436 273	28 128.1	412 166	26 571.3	1 288 167	84 036.1											
ISSUERS																						
ITALIAN GOVERNMENT BONDS	108	109	7	110	11	329 932	26 365.9	304 574	24 820.3	968 214	78 860.0											
EUROBONDS REPUBLIC OF ITALY	10	10	-	11	1	3 470	65.8	3 880	74.9	10 423	199.3											
FOREIGN PUBLIC DEBT	184	192	9	197	15	16 607	249.2	19 728	285.3	53 296	754.6											
SUPRANATIONAL ENTITIES	184	184	4	184	7	11 413	222.0	12 596	242.7	36 573	681.8											
BANKS	691	691	10	682	12	66 105	1 049.9	61 875	970.3	192 754	3 019.2											
CORPORATE (*)	20	20	-	22	2	8 746	175.3	9 513	177.8	26 907	521.3											
ABS	-	-	-	-	-	-	-	-	-	-	-											
TOTAL	1 197	1 206	30	1 206	48	436 273	28 128.1	412 166	26 571.3	1 288 167	84 036.1											
(*) BOC and BOP are included																						
TYPE OF STRUCTURE																						
PLAIN VANILLA	780	781	14	783	28	55 576	1 046.6	56 001	1 059.5	167 171	3 072.9											
STRUCTURED INTEREST RATE	214	217	4	216	4	39 979	528.6	40 765	498.7	120 144	1 525.7											
INFLATION LINKED	44	47	4	46	4	5 487	108.9	4 629	96.7	14 678	287.4											
INDEX LINKED	38	39	1	38	1	4 952	74.3	5 864	93.0	16 964	280.0											
EQUITY LINKED	10	10	-	10	-	291	3.3	296	2.8	853	9.0											
FUND LINKED	-	-	-	-	-	-	-	-	-	-	-											
COMMODITY LINKED	2	2	-	2	-	13	0.0	9	0.1	31	0.2											
CURRENCY LINKED	1	1	-	1	-	43	0.4	28	0.2	112	1.0											
ITALIAN GOVERNMENT BONDS	108	109	7	110	11	329 932	26 365.9	304 574	24 820.3	968 214	78 860.0											
TOTAL	1 197	1 206	30	1 206	48	436 273	28 128.1	412 166	26 571.3	1 288 167	84 036.1											

FOCUS ON LISTED BONDS - END OF MONTH

LISTED BY ISSUERS



LISTED BY TYPE OF STRUCTURE



Italian Government Bonds are not included

ISSUERS - MOST TRADED BONDS IN TERMS OF TURNOVER

ITALIAN GOVERNMENT BONDS - MARCH 2014					FOREIGN PUBLIC DEBT - MARCH 2014				
ISIN	DESC	eur m	TRADES		ISIN	DESC	eur m	TRADES	
IT0003934657	BTP-1FB37 4%	5 111.07	78 496		DE0001135481	BUND LG44 EUR 2,5	68.70	956	
IT0005001547	BTP TF 3,75% ST24 EUR	1 541.30	13 291		DE0001102317	BUND TF 1,5% MS23 EUR	26.16	216	
IT0004923998	BTP TF 4,75% ST44 EUR	1 455.52	17 101		AT0000106883	REP AUSTRIA TF 2,4% MG34 EUR	18.08	693	
IT0004968207	BTP ITALIA NV17 EUR	1 332.43	11 228		IT0006527532	R ELLENICA-99/19 5%	8.76	1 119	
IT0004953417	BTP TF 4,50% MZ24 EUR	793.33	5 844		DE0001137388	SCHATZ GN14 EUR 0	7.88	34	
EUROBONDS REPUBLIC OF ITALY - MARCH 2014					SUPRANATIONAL ENTITIES - MARCH 2014				
ISIN	DESC	eur m	TRADES		ISIN	DESC	eur m	TRADES	
US465410AH18	ITALY SET23USD 6,875	14.19	805		XS0648456167	BEI LG18 TRY 9,25	31.10	2 957	
XS0100688190	ITALY 19EUR FRN	13.11	733		XS0888089082	BEI TF 1,625% MZ20 USD	12.28	371	
XS0098449456	ITALY 29EUR FRN	11.54	534		XS0580501210	BEI GE16 TRY 7,25	9.88	943	
XS0133144898	ITALY 18EUR 5,75	0.71	45		DE0001345908	BEI NV26 ZC EUR	8.90	385	
US465410BS63	ITALY 17USD 5,375	0.48	6		XS0070553820	BEI NV26 ZC USD	7.46	531	
BANKS - MARCH 2014					CORPORATE - MARCH 2014				
ISIN	DESC	eur m	TRADES		ISIN	DESC	eur m	TRADES	
IT0004576556	BIMI INFLATION LINKED 22 MARZO 2015	41.12	1 712		IT0004794142	ENEL TF 4,875 2012-2018	30.01	1 283	
IT0005001422	BANCA IMI COLLEZIONE T MISTO MZ19 USD	32.87	1 594		IT0004869985	ATLANTIA TF 3,625% NV18 EUR	26.03	855	
IT0004917842	MEDIOBANCA TF 5,75% AP23 LT2 EUR	27.76	1 626		IT0004576994	ENEL TV 2010-2016	16.30	1 323	
IT0006664137	DEUTSCHE BANK LG14 RELOAD3 BANCOPOSTA3	26.90	1 593		IT0004576978	ENEL TF 3,5 2010-2016	15.63	1 208	
IT0004375736	BIMI ST14 BANCOPOSTA4 RELOAD3	22.86	1 228		IT0004292691	ENEL-07/15 IND	15.06	550	

TYPE OF STRUCTURE - MOST TRADED BONDS IN TERMS OF TURNOVER

PLAIN VANILLA - MARCH 2014					STRUCTURED INTEREST RATE - MARCH 2014				
ISIN	DESC	eur m	TRADES		ISIN	DESC	eur m	TRADES	
IT0003934657	BTP-1FB37 4%	5 111.07	78 496		IT0004681562	BIMI MZ15 TASSO MISTO	20.68	766	
IT0005001547	BTP TF 3,75% ST24 EUR	1 541.30	13 291		IT0004720436	MEDIOBANCA GN21 TV QUARTO ATTO SUB LOWT2	16.72	1 109	
IT0004923998	BTP TF 4,75% ST44 EUR	1 455.52	17 101		IT0004457070	UBI MZ19 MC SUB CALL	16.20	1 056	
IT0004953417	BTP TF 4,50% MZ24 EUR	793.33	5 844		IT0004611932	BIMI TV CON TASSO MINIMO GIUGNO 2017	16.19	1 109	
IT0004716319	CCT-EU 15AP18 EURIBOR 6M+1%	668.67	8 073		XS0100688190	ITALY 19EUR FRN	13.11	733	
INFLATION LINKED - MARCH 2014					INDEX LINKED - MARCH 2014				
ISIN	DESC	eur m	TRADES		ISIN	DESC	eur m	TRADES	
IT0004968207	BTP ITALIA NV17 EUR	1 332.43	11 228		IT0006664137	DEUTSCHE BANK LG14 RELOAD3 BANCOPOSTA3	26.90	1 593	
IT0004917958	BTP ITALIA AP17 EUR	793.25	7 742		IT0004375736	BIMI ST14 BANCOPOSTA4 RELOAD3	22.86	1 228	
IT0004863608	BTP ITALIA OT16 EUR	498.29	5 926		IT0004315047	BANCO POPOLARE MG14 RELOAD3 BANCOPOSTA2	11.96	866	
IT0005004426	BTP TF 2,35% ST24 EUR	426.87	4 705		IT0004429202	BIMI FB15 TASSO FISSO PLUS BANCOPOSTA	7.62	447	
IT0004545890	BTP1-15ST41 2,55%	290.57	7 006		IT0004464407	MEDIOBANCA TF 3,5 6/2015 PLUS BP III COL	4.56	239	
EQUITY LINKED - MARCH 2014					OTHERS (*) - MARCH 2014				
ISIN	DESC	eur m	TRADES		ISIN	DESC	eur m	TRADES	
IT0004397292	BIMI NV14 TOP10BP II	1.30	137		XS0557128328	BOFA DC15 EUR/USD RANGE ACCRUAL NOTES	0.22	28	
IT0006707811	BARCLAYS OT14 5Y AUTOCALL DOUBLE CHANCE	0.62	49		XS0632896920	BOFA GN18 MC INVEST BOND ORO	0.05	9	
IT0006707803	BARCLAYS OT15 EUR 6Y EQUITY BONUS	0.29	27						
IT0006664459	DEUTSCHE BANK LG14 TOPTEN BANCOPOSTA	0.27	39						
DE000UB8DSR5	UBS LG17 MC EUR EQUITY LINKED AUTOCALL	0.16	11						

(*) Fund Linked, Commodity Linked and Currency Linked are included

News

In March, 4 Italian Government bonds and the following instruments were listed on MOT market:

- "Bund 2,50% due on 15 August 2046" (DE0001102341)
- "Kingdom of Belgium 4% notes due 28/03/2017" (BE0000309188)
- "Kingdom of Belgium 4% notes due 28/03/2018" (BE0000312216)
- "Kingdom of Belgium 4% notes due 28/03/2019" (BE0000315243)
- "Kingdom of Belgium 4% notes due 28/03/2022" (BE0000308172)
- "OAT 1% 25 May 2019" (FR0011708080)
- "Obligaciones 3,8% due 30 April 2024" (ES00000124W3)
- "EFSF 2,125 per cent. Guaranteed Notes due 19 February 2024" (EU000A1G0BN7)
- "EFSF 1,25 per cent. Guaranteed Notes due 22 January 2019" (EU000A1G0BM9)
- "ESM 1,375 per cent. Notes due 04 March 2021" (EU000A1U9811)
- "Banca IMI Collezione Tasso Misto Dollaro USA serie I" (IT0005001422)
- "Banca IMI Collezione Tasso Misto Dollaro Neozelandese serie I" (IT0005001521)
- "GE Capital Corporation U.S.\$ Fixed Rate Notes Due 2020" (XS1042118106)
- "GE Capital Corporation U.S.\$ Floating Rate Notes Due 2020" (XS1042118288)

Markets Analysis
Piazza degli Affari, 6 - 20123 Milano
T +39 02 724261 | Fax +39 02 8646.4323
e-mail: markets_analysis@borsaitaliana.it
www.borsaitaliana.it

This document contains text, data, graphics, photographs, illustrations, artwork, names, logos, trade marks, service marks and information ("Information") connected with Borsa Italiana S.p.A. ("Borsa Italiana"). All reasonable efforts have been made to ensure that the Information in this document was correct at the time of publication. However, Borsa Italiana Spa accepts no liability for decisions taken, or systems-related or other work carried out by any party based on this document. The publication of this document does not represent solicitation, by Borsa Italiana, of public saving and is not to be considered as a recommendation by Borsa Italiana as to the suitability of the investment, if any, herein described.

© March 2014 Borsa Italiana S.p.A.. All rights reserved.



London
Stock Exchange Group