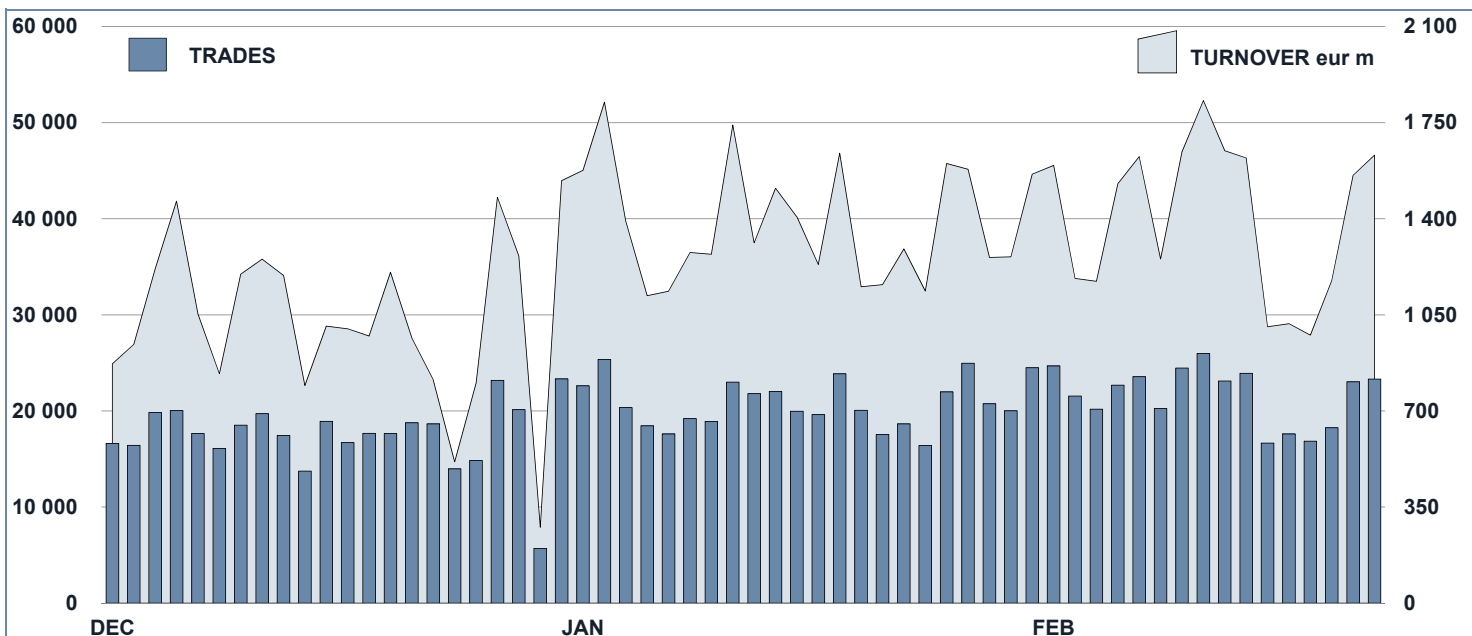


MOT Statistics
February
MOT DAILY TURNOVER

MAIN INDICATORS
LISTED BOND
TRADING

	DEC 2013			JANUARY 2014		FEBRUARY 2014		JANUARY 2014		FEBRUARY 2014		JAN - FEB 2014	
	LISTED	LISTED	NEW LISTED	LISTED	NEW LISTED	LISTED	NEW LISTED	TRADES	TURNOVER	TRADES	TURNOVER	TRADES	TURNOVER
	END of MONTH	END of MONTH	EGIN of JAN 2014	END of MONTH	BEGIN of JAN 2014	number	eur m	number	eur m	number	eur m	number	eur m

MARKET SEGMENTS

ITALIAN GOVERNMENT BONDS	102	109	4	109	7	333 708	27 673.7	329 932	26 365.9	663 640	54 039.6
BONDS	712	693	6	689	8	66 642	1 084.9	65 050	1 100.4	131 692	2 185.2
EUROBONDS and ABSs	363	402	7	408	15	39 378	578.2	41 291	661.8	80 669	1 240.0
TOTAL	1 177	1 204	17	1 206	30	439 728	29 336.7	436 273	28 128.1	876 001	57 464.8

ISSUERS

ITALIAN GOVERNMENT BONDS	102	109	4	109	7	333 708	27 673.7	329 932	26 365.9	663 640	54 039.6
EUROBONDS REPUBLIC OF ITALY	13	10	-	10	-	3 073	58.6	3 470	65.8	6 543	124.4
FOREIGN PUBLIC DEBT	162	184	1	192	9	16 961	220.1	16 607	249.2	33 568	469.3
SUPRANATIONAL ENTITIES	180	185	4	184	4	12 564	217.1	11 413	222.0	23 977	439.2
BANKS	702	696	8	691	10	64 774	999.0	66 105	1 049.9	130 879	2 048.9
CORPORATE (*)	18	20	-	20	-	8 648	168.3	8 746	175.3	17 394	343.5
ABS	-	-	-	-	-	-	-	-	-	-	-
TOTAL	1 177	1 204	17	1 206	30	439 728	29 336.7	436 273	28 128.1	876 001	57 464.8

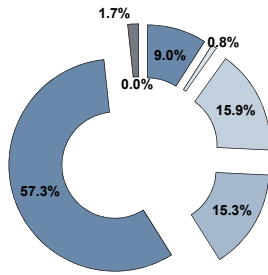
(*) BOC and BOP are included

TYPE OF STRUCTURE

PLAIN VANILLA	750	783	9	781	14	55 594	966.8	55 576	1 046.6	111 170	2 013.5
STRUCTURED INTEREST RATE	220	217	3	217	4	39 400	498.5	39 979	528.6	79 379	1 027.0
INFLATION LINKED	50	43	-	47	4	4 562	81.7	5 487	108.9	10 049	190.7
INDEX LINKED	39	39	1	39	1	6 148	112.7	4 952	74.3	11 100	187.0
EQUITY LINKED	11	10	-	10	-	266	2.9	291	3.3	557	6.2
FUND LINKED	-	-	-	-	-	-	-	-	-	-	-
COMMODITY LINKED	2	2	-	2	-	9	0.0	13	0.0	22	0.1
CURRENCY LINKED	3	1	-	1	-	41	0.4	43	0.4	84	0.8
ITALIAN GOVERNMENT BONDS	102	109	4	109	7	333 708	27 673.7	329 932	26 365.9	663 640	54 039.6
TOTAL	1 177	1 204	17	1 206	30	439 728	29 336.7	436 273	28 128.1	876 001	57 464.8

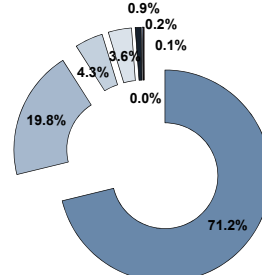
FOCUS ON LISTED BONDS - END OF MONTH

LISTED BY ISSUERS



- ITALIAN GOVERNMENT BONDS
- EURO BONDS REPUBLIC OF ITALY
- FOREIGN PUBLIC DEBT
- SUPRANATIONAL ENTITIES
- BANKS
- CORPORATE (*)
- ABS

LISTED BY TYPE OF STRUCTURE



- PLAIN VANILLA
- STRUCTURED INTEREST RATE
- INFLATION LINKED
- INDEX LINKED
- EQUITY LINKED
- FUND LINKED
- COMMODITY LINKED
- CURRENCY LINKED

Italian Government Bonds are not included

ISSUERS - MOST TRADED BONDS IN TERMS OF TURNOVER

ITALIAN GOVERNMENT BONDS - FEBRUARY 2014

ISIN	DESC	eur m	TRADES
IT0003934657	BTP-1FB37 4%	5 617.58	95 086
IT0004923998	BTP TF 4,75% ST44 EUR	1 712.25	24 971
IT0004953417	BTP TF 4,50% MZ24 EUR	1 543.63	9 206
IT0004969207	BTP ITALIA NV17 EUR	1 116.96	11 513
IT0004532559	BTP-1ST40 5%	1 107.42	13 387

FOREIGN PUBLIC DEBT - FEBRUARY 2014

ISIN	DESC	eur m	TRADES
DE0001135481	BUND LG44 EUR 2,5	53.17	1 013
AT0000A10683	REP AUSTRIA TF 2,4% MG34 EUR	13.44	568
DE0001102317	BUND TF 1,5% MG23 EUR	11.70	183
IT0006527532	R ELLENICA-99/19 5%	8.31	1 050
FR0011461037	OAT TF 3,25% MG45 EUR	5.97	267

EURO BONDS REPUBLIC OF ITALY - FEBRUARY 2014

ISIN	DESC	eur m	TRADES
XS0098449456	ITALY 29EUR FRN	16.25	784
US465410AH18	ITALY SET23USD 6,875	12.09	692
XS0100688190	ITALY 19EUR FRN	11.77	735
XS0133144898	ITALY 16EUR 5,75	0.45	35
US465410BS63	ITALY 17USD 5,375	0.08	1

SUPRANATIONAL ENTITIES - FEBRUARY 2014

ISIN	DESC	eur m	TRADES
XS0648456167	BEI LG18 TRY 9,25	23.50	2 038
DE0001345908	BEI NV26 ZC EUR	9.20	371
XS0580501210	BEI GE16 TRY 7,25	8.60	802
XS0888089082	BEI TF 1,625% MZ20 USD	6.92	152
XS0070553820	BEI NV26 ZC USD	6.79	490

BANKS - FEBRUARY 2014

ISIN	DESC	eur m	TRADES
IT0004990161	BANCA IMI OPERA II TF 5,20% GE19 AUD	88.17	4 853
IT0004576556	BIMI INFLATION LINKED 22 MARZO 2015	43.64	1 959
IT0004917842	MEDIOBANCA TF 5,75% AP23 LT2 EUR	28.36	1 596
IT0004681562	BIMI MZ15 TASSO MISTO	26.73	1 071
IT0004966823	BANCO POP TF 5,50% NV20 LT2 AMORT EUR	23.93	1 479

CORPORATE - FEBRUARY 2014

ISIN	DESC	eur m	TRADES
IT0004794142	ENEL TF 4,875 2012-2018	31.56	1 182
IT0004869985	ATLANTIA TF 3,625% NV18 EUR	25.42	912
IT0004576994	ENEL TV 2010-2016	22.54	1 615
IT0004576978	ENEL TF 3,5 2010-2016	18.50	1 217
IT0004292691	ENEL-07/15 IND	13.90	471

TYPE OF STRUCTURE - MOST TRADED BONDS IN TERMS OF TURNOVER

PLAIN VANILLA - FEBRUARY 2014

ISIN	DESC	eur m	TRADES
IT0003934657	BTP-1FB37 4%	5 617.58	95 086
IT0004923998	BTP TF 4,75% ST44 EUR	1 712.25	24 971
IT0004953417	BTP TF 4,50% MZ24 EUR	1 543.63	9 206
IT0004532559	BTP-1ST40 5%	1 107.42	13 387
IT0004992308	BTP TF 2,5% MG19 EUR	735.60	6 283

STRUCTURED INTEREST RATE - FEBRUARY 2014

ISIN	DESC	eur m	TRADES
IT0004681562	BIMI MZ15 TASSO MISTO	26.73	1 071
IT0004611932	BIMI TV CON TASSO MINIMO GIUGNO 2017	21.44	1 239
XS0098449456	ITALY 29EUR FRN	16.25	784
IT0004720436	MEDIOBANCA GN21 TV QUARTO ATTO SUB LOW	15.77	1 008
IT0004655988	BIMI TV MINIMO MASSIMO 21 DICEMBRE 2015	14.19	864

INFLATION LINKED - FEBRUARY 2014

ISIN	DESC	eur m	TRADES
IT0004969207	BTP ITALIA NV17 EUR	1 116.96	11 513
IT0004917958	BTP ITALIA AP17 EUR	449.36	5 899
IT0004545890	BTP-15ST41 2,55%	296.01	5 902
IT0004863608	BTP ITALIA OT16 EUR	290.01	4 670
IT0004806888	BTP ITALIA 26MZ16 EUR	179.78	3 255

INDEX LINKED - FEBRUARY 2014

ISIN	DESC	eur m	TRADES
IT0004375736	BIMI ST14 BANCOPOSTA4 RELOAD3	17.10	799
IT0004315047	BANCO POPOLARE MG14 RELOAD3 BANCOPOST	14.11	1 023
IT0006664137	DEUTSCHE BANK LG14 RELOAD3 BANCOPOSTA	11.30	902
IT0004291172	MEDIOB-14 BP1 REL3	8.93	363
IT0004429202	BIMI FB15 TASSO FISSO PLUS BANCOPOSTA	3.43	248

EQUITY LINKED - FEBRUARY 2014

ISIN	DESC	eur m	TRADES
IT0004397292	BIMI NV14 TOP10BP II	1.69	119
IT0006707811	BARCLAYS OT14 5Y AUTOCALL DOUBLE CHANCE	0.68	60
IT0006664459	DEUTSCHE BANK LG14 TOPTEN BANCOPOSTA	0.35	44
IT0006707803	BARCLAYS OT15 EUR 6Y EQUITY BONUS	0.25	21
IT0006719584	MACQUARIE STR SEC AP17 STEP UP ENERGY	0.24	24

OTHERS (*) - FEBRUARY 2014

ISIN	DESC	eur m	TRADES
XS0557128328	BOFA DC15 EUR/USD RANGE ACCRUAL NOTES	0.40	43
XS0638296920	BOFA GN18 MC INVEST BOND ORO	0.05	13

(*) Fund Linked, Commodity Linked and Currency Linked are included

News

In February, 3 Italian Government bonds and the following instruments were listed on MOT market:

- "Kingdom of Belgium Bond 2.6% due on 22 June 2024" (BE0000332412)
- "Bonos 2,1% due on 30/04/2017" (ES0000012412)
- "Bund 1,75% due on 15 February 2024" (DE0001102333)
- "OATI 0,25% due 25 July 2018" (FR0011237643)
- "OATI 0,25% due 25 July 2024" (FR0011427848)
- "0,75% Inflation-linked Federal Notes of the Federal Republic of Germany of 2011 (2018)" (DE0001030534)
- "0,10% Inflation-linked Bonds of the Federal Republic of Germany of 2012 (2023)" (DE0001030542)
- "Schatz 0,25% due on 11 March 2016" (DE0001137453)
- "Mediobanca (MB33) 3,20% 2014/2022" (IT0004981871)
- "Mediobanca (MB34) Tasso Misto con Tasso Minimo (Floor) e Tasso Massimo (Cap) 2014/2022" (IT0004981889)

Markets Analysis

Piazza degli Affari, 6 - 20123 Milano
 T +39 02 724261 | Fax +39 02 8646.4323
 e-mail: markets_analysis@borsaitaliana.it
 www.borsaitaliana.it



London
 Stock Exchange Group

This document contains text, data, graphics, photographs, illustrations, artwork, names, logos, trade marks, service marks and information ("Information") connected with Borsa Italiana S.p.A. ("Borsa Italiana"). All reasonable efforts have been made to ensure that the Information in this document was correct at the time of publication. However, Borsa Italiana Spa accepts no liability for decisions taken, or systems-related or other work carried out by any party based on this document. The publication of this document does not represent solicitation, by Borsa Italiana, of public saving and is not to be considered as a recommendation by Borsa Italiana as to the suitability of the investment, if any, herein described.

© February 2014 Borsa Italiana S.p.A.. All rights reserved.