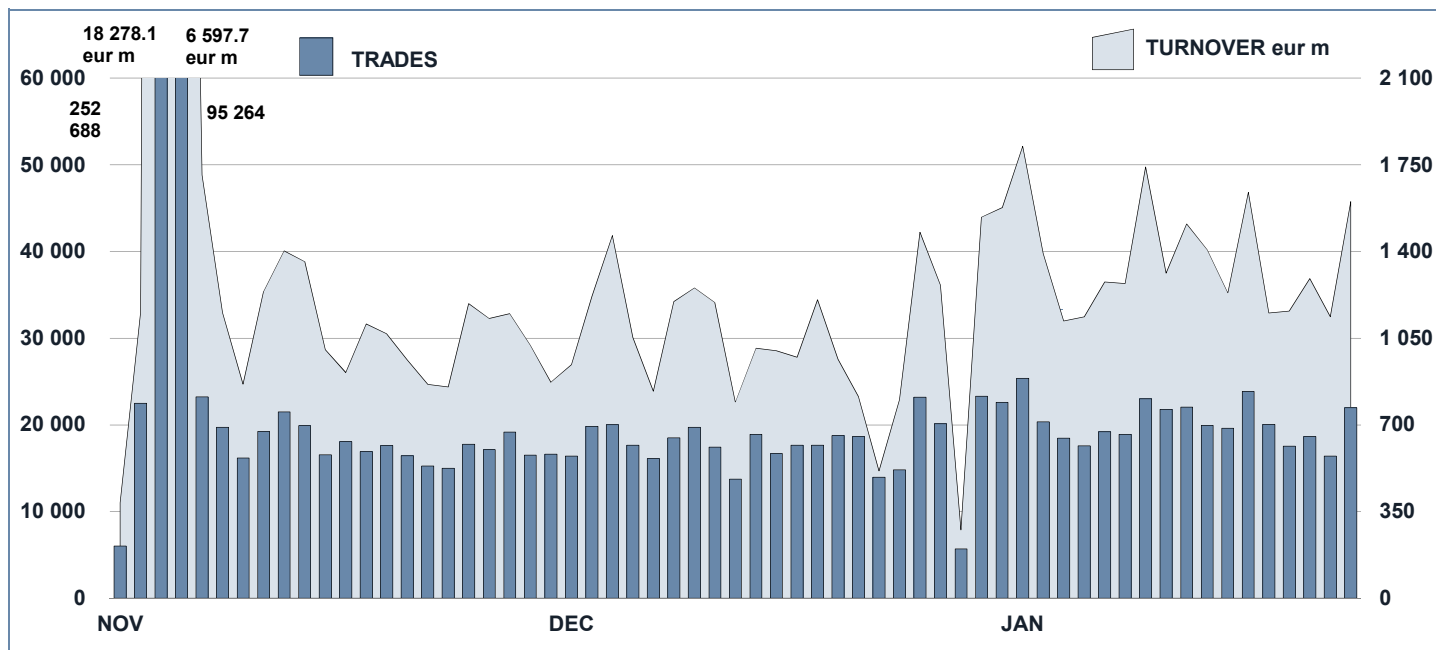


MOT Statistics
January 2014
MOT DAILY TURNOVER

MAIN INDICATORS
LISTED BOND
TRADING

	DEC 2012		DECEMBER 2013		JANUARY 2014		NOVEMBER 2013		DECEMBER 2013		JANUARY 2014		
	LISTED	END of MONTH	LISTED	NEW LISTED	LISTED	NEW LISTED	TRADES	TURNOVER	TRADES	TURNOVER	TRADES	TURNOVER	
			BEGIN of JAN 2013	END of MONTH	EGIN of JAN 2014		eur m	number	eur m	number	eur m	number	eur m

MARKET SEGMENTS

ITALIAN GOVERNMENT BONDS	102	108	43	109	4	591 727	43 920.3	239 593	16 958.5	333 708	27 673.7
BONDS	712	689	31	693	6	63 691	1 026.7	47 770	736.0	66 642	1 084.9
EUROBONDS and ABSs	363	400	86	402	7	27 217	453.1	25 825	408.7	39 378	578.2
TOTAL	1 177	1 197	160	1 204	17	682 635	45 400.1	313 188	18 103.3	439 728	29 336.7

ISSUERS

ITALIAN GOVERNMENT BONDS	102	108	43	109	4	591 727	43 920.3	239 593	16 958.5	333 708	27 673.7
EUROBONDS REPUBLIC OF ITALY	13	10	-	10	-	2 580	45.4	2 331	37.1	3 073	58.6
FOREIGN PUBLIC DEBT	162	184	43	184	1	13 605	212.7	10 571	156.6	16 961	220.1
SUPRANATIONAL ENTITIES	180	184	28	185	4	7 289	143.4	6 620	123.2	12 564	217.1
BANKS	702	691	44	696	8	58 008	906.3	47 628	706.0	64 774	999.0
CORPORATE (*)	18	20	2	20	-	9 426	171.9	6 445	121.8	8 648	168.3
ABS	-	-	-	-	-	-	-	-	-	-	-
TOTAL	1 177	1 197	160	1 204	17	682 635	45 400.1	313 188	18 103.3	439 728	29 336.7

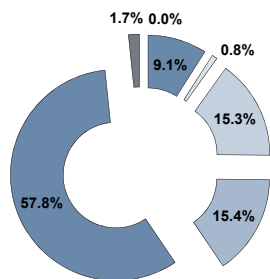
(*) BOC and BOP are included

TYPE OF STRUCTURE

PLAIN VANILLA	750	780	90	783	9	42 557	806.6	38 776	696.5	55 594	966.8
STRUCTURED INTEREST RATE	220	214	17	217	3	35 286	448.1	25 829	305.1	39 400	498.5
INFLATION LINKED	50	44	1	43	-	5 016	84.6	3 444	57.4	4 562	81.7
INDEX LINKED	39	38	9	39	1	7 465	133.3	5 073	79.7	6 148	112.7
EQUITY LINKED	11	10	-	10	-	540	6.8	360	5.0	266	2.9
FUND LINKED	-	-	-	-	-	-	-	-	-	-	-
COMMODITY LINKED	2	2	-	2	-	7	0.0	7	0.0	9	0.0
CURRENCY LINKED	3	1	-	1	-	37	0.4	106	0.9	41	0.4
ITALIAN GOVERNMENT BONDS	102	108	43	109	4	591 727	43 920.3	239 593	16 958.5	333 708	27 673.7
TOTAL	1 177	1 197	160	1 204	17	682 635	45 400.1	313 188	18 103.3	439 728	29 336.7

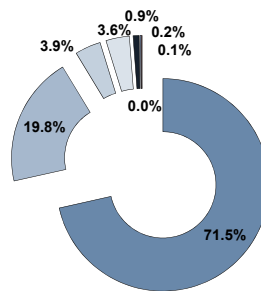
FOCUS ON LISTED BONDS - END OF MONTH

LISTED BY ISSUERS



- ITALIAN GOVERNMENT BONDS
- EUROBONDS REPUBLIC OF ITALY
- FOREIGN PUBLIC DEBT
- SUPRANATIONAL ENTITIES
- BANKS
- CORPORATE (*)
- ABS

LISTED BY TYPE OF STRUCTURE



- PLAIN VANILLA
- STRUCTURED INTEREST RATE
- INFLATION LINKED
- INDEX LINKED
- EQUITY LINKED
- FUND LINKED
- COMMODITY LINKED
- CURRENCY LINKED

Italian Government Bonds are not included

ISSUERS - MOST TRADED BONDS IN TERMS OF TURNOVER

ITALIAN GOVERNMENT BONDS - JANUARY 2014				FOREIGN PUBLIC DEBT - JANUARY 2014			
ISIN	DESC	eur m	TRADES	ISIN	DESC	eur m	TRADES
IT0003934657	BTP-1FB37 4%	3 984.40	74 620	DE0001135481	BUND LG44 EUR 2.5	36.72	979
IT0004923998	BTP TF 4,75% ST44 EUR	2 259.19	31 467	DE0001102317	BUND TF 1,5% MG23 EUR	11.11	190
IT0004953417	BTP TF 4,50% MZ24 EUR	1 498.52	8 725	DE0001141604	BOBL AP16 EUR 2,75	7.71	142
IT0004969207	BTP ITALIA NV17 EUR	1 234.97	14 397	AT0000A10683	REP AUSTRIA TF 2,4% MG34 EUR	7.07	335
IT0004889033	BTP TF 4,75% ST28 EUR	1 234.49	9 866	IT0006527532	R ELLENICA-99/19 5%	7.04	1 055

EUROBONDS REPUBLIC OF ITALY - JANUARY 2014				SUPRANATIONAL ENTITIES - JANUARY 2014			
ISIN	DESC	eur m	TRADES	ISIN	DESC	eur m	TRADES
XS0098449456	ITALY 29EUR FRN	19.96	717	XS0648456167	BEI LG18 TRY 9.25	23.09	2 298
XS0100688190	ITALY 19EUR FRN	9.35	613	XS0580501210	BEI GE16 TRY 7.25	7.56	860
US465410AH18	ITALY SET23USD 6,875	7.22	501	XS0215301580	BEI AP15 TRY 9,625	7.06	746
XS0133144898	ITALY 16EUR 5,75	0.52	27	XS0975634204	BEI TF 3% OT33 EUR	6.03	200
US465410BS63	ITALY 17USD 5,375	0.16	2	XS0070553820	BEI NV26 ZC USD	5.50	437

BANKS - JANUARY 2014				CORPORATE - JANUARY 2014			
ISIN	DESC	eur m	TRADES	ISIN	DESC	eur m	TRADES
IT0004917842	MEDIOPANCA TF 5,75% AP23 LT2 EUR	40.64	2 120	IT0004794142	ENEL TF 4,875 2012-2018	28.96	1 099
IT0004966823	BANCO POP TF 5,50% NV20 LT2 AMORT EUR	38.48	1 823	IT0004869985	ATLANTIA TF 3,625% NV18 EUR	21.20	718
IT0004291172	MEDIOB-14 BP1 REL3	30.21	884	IT0004576994	ENEL TV 2010-2016	19.61	1 394
IT0004966229	BANCA IMI COLLEZIONE OPP TMISTO OT20 USD	27.41	1 409	IT0004292691	ENEL-07/15 IND	19.55	726
IT0004720436	MEDIOPANCA GN21 TV QUARTO ATTO SUB LOWT2	25.55	1 489	IT0004576978	ENEL TF 3,5 2010-2016	14.58	1 057

TYPE OF STRUCTURE - MOST TRADED BONDS IN TERMS OF TURNOVER

PLAIN VANILLA - JANUARY 2014				STRUCTURED INTEREST RATE - JANUARY 2014			
ISIN	DESC	eur m	TRADES	ISIN	DESC	eur m	TRADES
IT0003934657	BTP-1FB37 4%	3 984.40	74 620	IT0004966229	BANCA IMI COLLEZIONE OPP TMISTO OT20 USD	27.41	1 409
IT0004923998	BTP TF 4,75% ST44 EUR	2 259.19	31 467	IT0004720436	MEDIOPANCA GN21 TV QUARTO ATTO SUB LOWT2	25.55	1 489
IT0004953417	BTP TF 4,50% MZ24 EUR	1 498.52	8 725	XS0098449456	ITALY 29EUR FRN	19.96	717
IT0004889033	BTP TF 4,75% ST28 EUR	1 234.49	9 866	IT0004611932	BIMI TV CON TASSO MINIMO GIUGNO 2017	18.17	1 166
IT0004532559	BTP-1ST40 5%	1 099.57	14 859	IT0004739576	MPS 11/17 MC EUR BANCOPOSTA3 CAP&FLOOR	11.61	845

INFLATION LINKED - JANUARY 2014				INDEX LINKED - JANUARY 2014			
ISIN	DESC	eur m	TRADES	ISIN	DESC	eur m	TRADES
IT0004969207	BTP ITALIA NV17 EUR	1 234.97	14 397	IT0004291172	MEDIOB-14 BP1 REL3	30.21	884
IT0004917958	BTP ITALIA AP17 EUR	494.52	6 985	IT0004315047	BANCO POPOLARE MG14 RELOAD3 BANCOPOSTA2	22.02	1 464
IT0004863608	BTP ITALIA OT16 EUR	394.42	5 441	IT0004375736	BIMI ST14 BANCOPOSTA4 RELOAD3	21.42	982
IT0004545890	BTP-15ST41 2,55%	211.73	5 559	IT0006664137	DEUTSCHE BANK LG14 RELOAD3 BANCOPOSTA3	10.69	625
IT0004806888	BTP ITALIA 26M216 EUR	168.42	3 054	IT0004924004	MEDIOPANCA SINTESI T MISTO MC NV21 EUR	5.24	383

EQUITY LINKED - JANUARY 2014				OTHERS (*) - JANUARY 2014			
ISIN	DESC	eur m	TRADES	ISIN	DESC	eur m	TRADES
IT0004397292	BIMI NV14 TOP10BP II	1.51	125	XS0557128328	BOFA DC15 EUR/USD RANGE ACCRUAL NOTES	0.37	41
IT0006664459	DEUTSCHE BANK LG14 TOPTEN BANCOPOSTA	0.56	54	XS0638296920	BOFA GN18 MC INVEST BOND ORO	0.05	9
IT0006707811	BARCLAYS OT14 5Y AUTOCALL DOUBLE CHANGE	0.36	27				
IT0006707803	BARCLAYS OT15 EUR 6Y EQUITY BONUS	0.20	20				
DE000UB8DSR5	UBS LG17 MC EUR EQUITY LINKED AUTOCALL	0.12	14				

(*) Fund Linked, Commodity Linked and Currency Linked are included

News

In January, 4 Italian Government bonds and the following instruments were listed on MOT market:

- "MEDIOPANCA (MB27) 3.20% 2013/2018" (IT0004965577)
- "MEDIOPANCA (MB28) 2013/2019 con opzioni digitali sull'indice S&P500" (IT0004965585)
- "MEDIOPANCA (MB29) TASSO MISTO CON TASSO MINIMO (FLOOR) E TASSO MASSIMO (CAP) 2013/2023" (IT0004967201)
- "EFSF 2.75 per cent. Guaranteed Notes due 03 December 2029" (EU000A1G0BL1)
- "ESM 1.25 per cent. Notes due 15 October 2018" (EU000A1U98Z1)
- "ESM 2.125 per cent. Notes due 20 November 2023" (EU000A1U98O3)
- "EIB USD 1.625% Notes due on 18 December 2018" (US298785GG56)
- "Bobl 1% due 22 February 2019" (DE0001141687)
- "Banca Imi 2013/2019 TF Sprint BancoPosta - Serie 2" (IT0004957020)
- "Mediobanca - Issue of up to Euro 25,000,000 3.20 per cent "MB30" Notes due 22 January 2022" (XS0993892735)
- "Mediobanca - Issue of up to Euro 15,000,000 Fixed to Floating with Cap and Floor "MB31" Notes due 22 January 2021" (XS0993892909)
- "Banca Imi Collezione Tasso Corona Norvegese Opera II" (IT0004990310)
- "Banca Imi Collezione Tasso Dollaro Australiano Opera II" (IT0004990161)

Markets Analysis
 Piazza degli Affari, 6 - 20123 Milano
 T +39 02 724261 | Fax +39 02 8646.4323
 e-mail: markets_analysis@borsaitaliana.it
 www.borsaitaliana.it

This document contains text, data, graphics, photographs, illustrations, artwork, names, logos, trade marks, service marks and information ("Information") connected with Borsa Italiana S.p.A. ("Borsa Italiana"). All reasonable efforts have been made to ensure that the Information in this document was correct at the time of publication. However, Borsa Italiana Spa accepts no liability for decisions taken, or systems-related or other work carried out by any party based on this document. The publication of this document does not represent solicitation, by Borsa Italiana, of public saving and is not to be considered as a recommendation by Borsa Italiana as to the suitability of the investment, if any, herein described.

© January 2014 Borsa Italiana S.p.A. All rights reserved.



London
 Stock Exchange Group