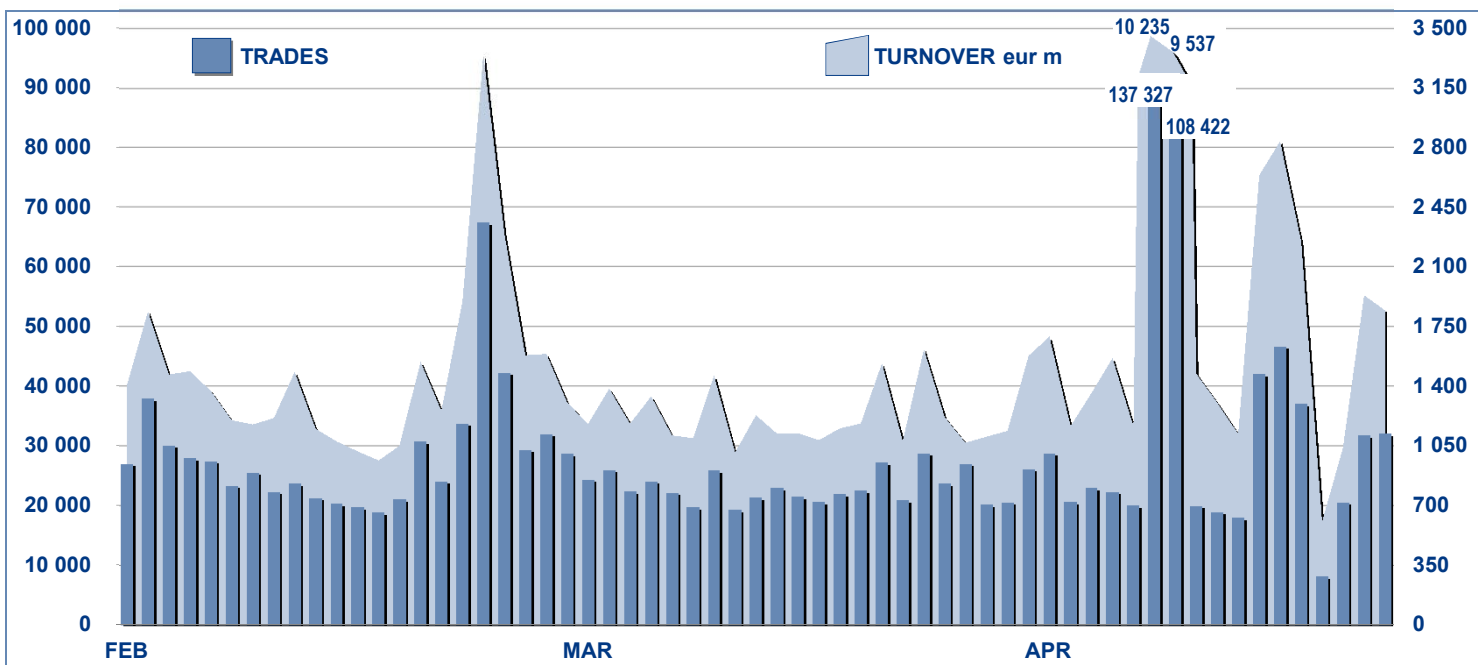


MOT DAILY TURNOVER



MAIN INDICATORS

LISTED BOND

TRADING

DEC 2012		MARCH 2013		APRIL 2013		MARCH 2013		APRIL 2013		JAN - APR 2013	
LISTED	NEW LISTED	LISTED	NEW LISTED	LISTED	NEW LISTED	TRADES	TURNOVER	TRADES	TURNOVER	TRADES	TURNOVER
End of Month	Begin of Jan 2013	End of Month	Begin of Jan 2013	End of Month	Begin of Jan 2013	number	eur m	number	eur m	number	eur m

MARKET SEGMENTS

ITALIAN GOVERNMENT BONDS	102	105	11	106	16	368 756	23 181.0	604 749	46 009.0	1 877 067	126 845.4
BONDS	712	708	9	704	12	79 943	1 297.8	98 341	2 109.0	383 300	6 725.9
EUROBONDS and ABSs	363	369	18	372	26	28 304	584.2	27 210	585.9	117 537	2 450.6
TOTAL	1 177	1 182	38	1 182	54	477 003	25 062.9	730 300	48 703.9	2 377 904	136 022.0

ISSUERS

ITALIAN GOVERNMENT BONDS	102	105	11	106	16	368 756	23 181.0	604 749	46 009.0	1 877 067	126 845.4
EUROBONDS REPUBLIC OF ITALY	13	12	-	12	-	2 542	55.0	3 745	78.2	14 359	304.8
FOREIGN PUBLIC DEBT	162	167	8	163	8	16 908	297.1	14 980	287.2	72 589	1 331.9
SUPRANATIONAL ENTITIES	180	181	7	185	13	6 824	175.4	7 300	179.0	29 402	697.7
BANKS	702	699	12	698	17	65 909	1 064.5	81 717	1 826.0	311 170	5 508.9
CORPORATE (*)	18	18	-	18	-	16 064	290.1	17 809	324.5	73 317	1 333.3
ABS	-	-	-	-	-	-	-	-	-	-	-
TOTAL	1 177	1 182	38	1 182	54	477 003	25 062.9	730 300	48 703.9	2 377 904	136 022.0

(*) BOC and BOP are included

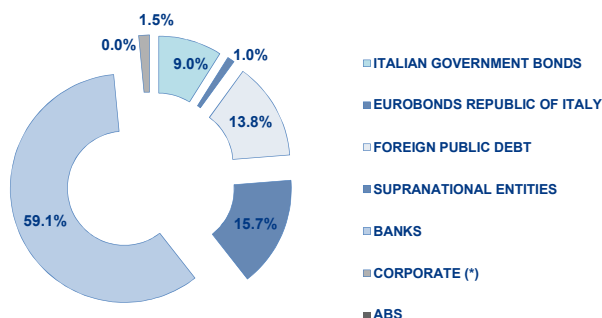
TYPE OF STRUCTURE

PLAIN VANILLA	750	755	20	758	29	52 666	1 127.9	72 503	1 973.9	245 536	5 738.1
STRUCTURED INTEREST RATE	220	219	5	218	7	39 972	502.3	39 729	520.4	188 766	2 356.6
INFLATION LINKED	50	49	-	46	-	6 965	115.3	5 810	97.7	30 223	514.0
INDEX LINKED	39	38	2	38	2	7 729	125.0	6 623	92.6	32 336	518.3
EQUITY LINKED	11	11	-	11	-	756	10.2	750	9.2	3 333	44.9
FUND LINKED	-	-	-	-	-	-	-	-	-	-	-
COMMODITY LINKED	2	2	-	2	-	18	0.1	26	0.3	90	0.5
CURRENCY LINKED	3	3	-	3	-	141	1.1	110	0.9	553	4.2

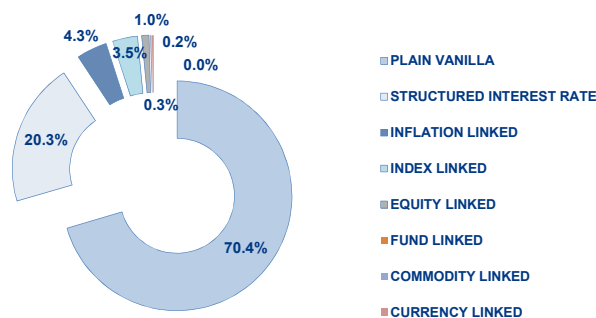
ITALIAN GOVERNMENT BONDS	102	105	11	106	16	368 756	23 181.0	604 749	46 009.0	1 877 067	126 845.4
TOTAL	1 177	1 182	38	1 182	54	477 003	25 062.9	730 300	48 703.9	2 377 904	136 022.0

FOCUS ON LISTED BONDS - END OF MONTH

LISTED BY ISSUERS



LISTED BY TYPE OF STRUCTURE



Italian Government Bonds are not included

ISSUERS - MOST TRADED BONDS IN TERMS OF TURNOVER

ITALIAN GOVERNMENT BONDS - April 2013

ISIN	DESC	eur m	TRADES
IT0004917958	BTP ITALIA AP17 EUR	18 081.27	207 386
IT0003934657	BTP-1FB37 4%	2 757.67	61 904
IT0004532559	BTP-1ST40 5%	1 705.19	28 088
IT0004644735	BTP-1M226 4,5%	1 392.18	22 047
IT0004898034	BTP TF 4,50% MG23 EUR	1 357.45	12 654

FOREIGN PUBLIC DEBT - April 2013

ISIN	DESC	eur m	TRADES
DE0001135424	BUND GE21 EUR 2,5	20.43	103
DE0001135457	BUND ST21 EUR 2,25	17.06	100
DE0001137362	SCHATZ DC13 EUR 0,25	16.66	288
DE0001137354	SCHATZ ST13 EUR 0,75	15.12	227
XS022980315	AUSTRIA-25 CMS FRN	12.19	396

EUROBONDS REPUBLIC OF ITALY - April 2013

ISIN	DESC	eur m	TRADES
XS0098449456	ITALY 29EUR FRN	19.36	1 011
XS0100688190	ITALY 19EUR FRN	8.72	450
US465410BF43	ITALY 13USD 4,375	1.73	69
US465410BW75	ITALY ST13 USD 2,125	1.23	14
US465410BS63	ITALY 17USD 5,375	0.42	4

SUPRANATIONAL ENTITIES - April 2013

ISIN	DESC	eur m	TRADES
EU000A1G0AG3	EFSS MZ14 EUR 1	9.26	375
XS0070553820	BEI NV26 ZC USD	9.12	586
XS0219808549	BEI-05/20FX CMS LINK	8.64	228
DE0001345908	BEI NV26 ZC EUR	7.53	481
IT0006506007	BEI-96/16 ZC	7.05	369

BANKS - April 2013

ISIN	DESC	eur m	TRADES
IT0004917842	MEDIOBANCA TF 5,75% AP23 LT2 EUR	808.89	17 790
IT0004720436	MEDIOBANCA GN21 TV QUARTO ATTO SUB LOWT2	45.33	2 599
IT0004645542	MEDIOBANCA NV20 SECONDO ATTO 5% SUBLOWT2	44.83	2 250
IT0004540719	MEDIOBANCA TASSO FISSO 3 2009/2014	29.25	1 025
IT0004540842	MEDIOBANCA TASSO VARIABILE 2009/2014	25.49	1 191

CORPORATE - April 2013

ISIN	DESC	eur m	TRADES
IT0004869985	ATLANTIA TF 3,625% NV18 EUR	75.27	3 093
IT0004794142	ENEL TF 4,875 2012-2018	62.64	2 847
IT0004576978	ENEL TF 3,5 2010-2016	34.01	2 703
IT0004292691	ENEL-07/15 IND	28.61	1 336
IT0004576994	ENEL TV 2010-2016	26.76	2 024

TYPE OF STRUCTURE - MOST TRADED BONDS IN TERMS OF TURNOVER

PLAIN VANILLA - April 2013

ISIN	DESC	eur m	TRADES
IT0003934657	BTP-1FB37 4%	2 757.67	61 904
IT0004532559	BTP-1ST40 5%	1 705.19	28 088
IT0004644735	BTP-1M226 4,5%	1 392.18	22 047
IT0004898034	BTP TF 4,50% MG23 EUR	1 357.45	12 654
IT0004898033	BTP TF 4,75% ST28 EUR	1 129.61	12 430

STRUCTURED INTEREST RATE - April 2013

ISIN	DESC	eur m	TRADES
IT0004720436	MEDIOBANCA GN21 TV QUARTO ATTO SUB LOWT2	45.33	2 599
NL0009062215	RBS OT19 ROYAL TASSO FISSO-VARIABILE	19.38	644
XS0098449456	ITALY 29EUR FRN	19.36	1 011
IT0004739576	MPS 11/17 MC EUR BANCOPOSTA3 CAP&FLOOR	14.07	1 099
IT0004669138	MEDIOBANCA DC15 TERZO ATTO EUR VARIABILE	13.87	573

INFLATION LINKED - April 2013

ISIN	DESC	eur m	TRADES
IT0004917958	BTP ITALIA AP17 EUR	18 081.27	207 386
IT0004863608	BTP ITALIA OT16 EUR	1 093.76	13 056
IT0004806888	BTP ITALIA 26M216 EUR	492.78	7 761
IT0004545890	BTP1-15ST14 2,55%	145.02	5 016
IT0004243512	BTP1-15ST23 2,6%	134.25	3 053

INDEX LINKED - April 2013

ISIN	DESC	eur m	TRADES
IT0006664137	DEUTSCHE BANK LG14 RELOAD3 BANCOPOSTA3	11.87	731
IT0004375736	BIMI ST14 BANCOPOSTA4 RELOAD3	11.72	706
IT0004291172	MEDIOB-14 BP1 REL3	11.29	784
IT0004429202	BIMI FB15 TASSO FISSO PLUS BANCOPOSTA	7.87	475
IT0004315047	BANCO POPOLARE MG14 RELOAD3 BANCOPOSTA2	7.25	705

EQUITY LINKED - April 2013

ISIN	DESC	eur m	TRADES
IT0004397292	BIMI NV14 TOP10BP II	3.99	322
IT0006664459	DEUTSCHE BANK LG14 TOPTEN BANCOPOSTA	3.58	257
IT0006707811	BARCLAYS OT14 5Y AUTOCALL DOUBLE CHANCE	0.53	55
IT0001278941	CENTROB-13EQUITY LKD	0.47	42
IT0006719584	MACQUARIE STR SEC AP17 STEP UP ENERGY	0.28	15

COMMODITY LINKED - April 2013

ISIN	DESC	eur m	TRADES
XS0638296920	BOFA GN18 MC INVEST BOND ORO	0.25	26

News

In April 5 Italian Government bonds and the following instruments were listed on MOT market:
 - "UBI - Tasso Fisso Step Up 2,00% - 05.04.2013-2016 Welcome Edition - UBI Comunità per Cesv" (IT0004895352)
 - "MedioBANCA (MB14) Tasso Misto 2013/2019" (IT0004892425)
 - "EIB EUR 1.5 per cent. EARNs due 15 July 2020" (XS0903345220)
 - "EIB GBP 1.500 per cent. Bonds due 1st February, 2019" (XS0881488430)
 - "EIB \$ 1.00% Notes Due 2018" (US298785GC43)
 - "EFSS 0.875 per cent. Guaranteed Notes due 16 April 2018" (EU000A1G0BB2)
 - "EBRD \$ 1.00 per cent. Global Notes due 15 June 2018" (US29874QCJ13)
 - "EFSS 0.50 per cent. Guaranteed Notes due 7 March 2016" (EU000A1G0BA4)
 - "MEDIOBANCA CARATTERE [5,50-6%] 2013/2023 subordinato Lower Tier 2" (IT0004917842)
 - "Banca IMI Collezione Tasso Fisso Lira Turca 7,40%" (IT0004918410)
 - "Banca IMI Collezione Tasso Fisso Franco Svizzero 2,30%" (IT0004918402)

Markets Analysis
 Piazza Affari, 6 - 20123 Milano
 T +39 02 724261 | Fax +39 02 8646.4323
 e-mail: markets_analysis@borsaitaliana.it
www.borsaitaliana.it



Borsa Italiana
 London Stock Exchange Group