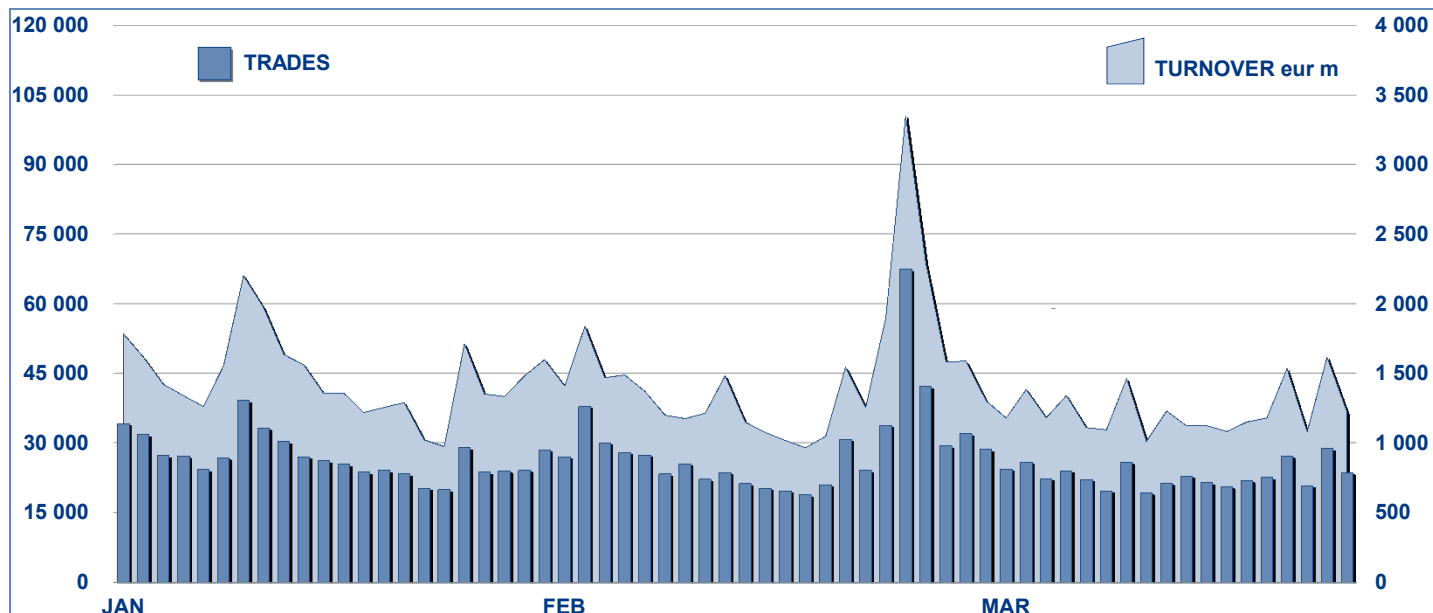


MOT DAILY TURNOVER



MAIN INDICATORS

LISTED BOND

TRADING

DEC 2012	FEBRUARY 2013		MARCH 2013		FEBRUARY 2013		MARCH 2013		JAN - MAR 2013	
	LISTED	LISTED	NEW LISTED	LISTED	NEW LISTED	TRADES	TURNOVER	TRADES	TURNOVER	TRADES
END of MONTH	END of MONTH	BEGIN of JAN 2013	END of MONTH	BEGIN of JAN 2013	number	eur m	number	eur m	number	eur m

MARKET SEGMENTS

ITALIAN GOVERNMENT BONDS	102	104	8	105	11	463 817	28 002.9	368 756	23 181.0	1 272 318	80 836.4
BONDS	712	714	8	708	9	86 928	1 357.2	79 943	1 297.8	284 959	4 616.9
EUROBONDS and ABSs	363	368	10	369	18	24 593	525.0	28 304	584.2	90 327	1 864.8
TOTAL	1 177	1 186	26	1 182	38	575 338	29 885.1	477 003	25 062.9	1 647 604	87 318.1

ISSUERS

ITALIAN GOVERNMENT BONDS	102	104	8	105	11	463 817	28 002.9	368 756	23 181.0	1 272 318	80 836.4
EUROBONDS REPUBLIC OF ITALY	13	12	-	12	-	3 598	73.4	2 542	55.0	10 614	226.7
FOREIGN PUBLIC DEBT	162	163	3	167	8	14 385	281.5	16 908	297.1	57 609	1 044.7
SUPRANATIONAL ENTITIES	180	182	4	181	7	5 719	131.5	6 824	175.4	22 102	518.7
BANKS	702	707	11	699	12	70 938	1 089.2	65 909	1 064.5	229 453	3 682.8
CORPORATE (*)	18	18	-	18	-	16 881	306.5	16 064	290.1	55 508	1 008.8
ABS	-	-	-	-	-	-	-	-	-	-	-
TOTAL	1 177	1 186	26	1 182	38	575 338	29 885.1	477 003	25 062.9	1 647 604	87 318.1

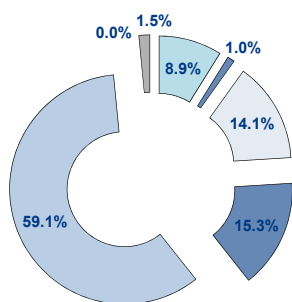
(*) BOC and BOP are included

TYPE OF STRUCTURE

PLAIN VANILLA	750	754	12	755	20	51 542	1 081.0	52 666	1 127.9	173 033	3 764.2
STRUCTURED INTEREST RATE	220	221	4	219	5	43 854	531.8	39 972	502.3	149 037	1 836.3
INFLATION LINKED	50	50	-	49	-	7 761	131.4	6 965	115.3	24 413	416.2
INDEX LINKED	39	41	2	38	2	7 309	124.7	7 729	125.0	25 713	425.7
EQUITY LINKED	11	11	-	11	-	917	12.2	756	10.2	2 583	35.6
FUND LINKED	-	-	-	-	-	-	-	-	-	-	-
COMMODITY LINKED	2	2	-	2	-	19	0.1	18	0.1	64	0.3
CURRENCY LINKED	3	3	-	3	-	119	1.0	141	1.1	443	3.4
ITALIAN GOVERNMENT BONDS	102	104	8	105	11	463 817	28 002.9	368 756	23 181.0	1 272 318	80 836.4
TOTAL	1 177	1 186	26	1 182	38	575 338	29 885.1	477 003	25 062.9	1 647 604	87 318.1

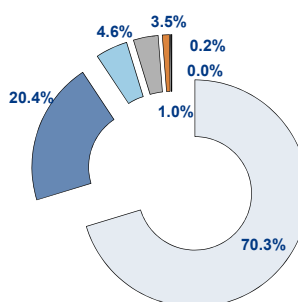
FOCUS ON LISTED BONDS - END OF MONTH

LISTED BY ISSUERS



- ITALIAN GOVERNMENT BONDS
- EUROBONDS REPUBLIC OF ITALY
- FOREIGN PUBLIC DEBT
- SUPRANATIONAL ENTITIES
- BANKS
- CORPORATE (*)
- ABS

LISTED BY TYPE OF STRUCTURE



- PLAIN VANILLA
- STRUCTURED INTEREST RATE
- INFLATION LINKED
- INDEX LINKED
- EQUITY LINKED
- FUND LINKED
- COMMODITY LINKED
- CURRENCY LINKED

Italian Government Bonds are not included

ISSUERS - MOST TRADED BONDS IN TERMS OF TURNOVER

ITALIAN GOVERNMENT BONDS - March 2013				FOREIGN PUBLIC DEBT - March 2013			
ISIN	DESC	eur m	TRADES	ISIN	DESC	eur m	TRADES
IT0004898034	BTP TF 4,50% MG23 EUR	2 057.64	24 323	DE0001137354	SCHATZ ST13 EUR 0,75	21.39	279
IT0003934657	BTP-1FB37 4%	1 596.81	39 670	DE0001135457	BUND ST21 EUR 2,25	19.90	160
IT0004532559	BTP-1ST40 5%	1 231.53	25 693	DE0001135424	BUND GE21 EUR 2,5	17.84	113
IT0004644735	BTP-1MZ26 4,5%	1 196.56	24 073	FR0011337880	OAT TF 2,25% OT22 EUR	13.24	68
IT0004889033	BTP TF 4,75% ST28 EUR	1 172.91	15 354	DE0001135390	BUND GE20 EUR 3,25	10.03	360

EUROBONDS REPUBLIC OF ITALY - March 2013				SUPRANATIONAL ENTITIES - March 2013			
ISIN	DESC	eur m	TRADES	ISIN	DESC	eur m	TRADES
US465410AH18	ITALY SET23USD 6,875	13.55	436	EU000A1G0AG3	EFSF MZ14 EUR 1	7.49	434
XS0100688190	ITALY 19EUR FRN	3.00	235	XS0070553820	BEI NV26 ZC USD	7.24	419
US465410BF43	ITALY 13USD 4,375	2.96	80	IT0006596909	C OF EUR-25 FRN	6.75	113
US465410BW75	ITALY ST13 USD 2,125	1.01	10	XS0453097205	CREDITO OFICIAL OT15 FLOATING RATE NOTES	6.46	110
US465410BS63	ITALY 17USD 5,375	0.92	11	IT0006506007	BEI-96/16 ZC	5.51	304

BANKS - March 2013				CORPORATE - March 2013			
ISIN	DESC	eur m	TRADES	ISIN	DESC	eur m	TRADES
IT0004892763	BANCA IMI TF 6,40% FB15 TRY	40.71	2 592	IT0004869985	ATLANTIA TF 3,625% NV18 EUR	74.74	2 900
IT0004540719	MEDIOBANCA TASSO FISSO 3 2009/2014	38.19	1 594	IT0004794142	ENEL TF 4,875 2012-2018	47.21	2 436
IT0004645542	MEDIOBANCA NV20 SECONDO ATTO 5% SUBLOWT2	30.90	2 061	US465410BG26	ITALY 33USD 5,375	37.24	1 719
IT0004892755	BANCA IMI TF 3,40% FB18 USD	29.96	1 080	IT0004576978	ENEL TF 3,5 2010-2016	33.17	2 535
IT0004720436	MEDIOBANCA GN21 TV QUARTO ATTO SUB LOWT2	29.25	1 892	IT0004576994	ENEL TV 2010-2016	24.40	1 947

TYPE OF STRUCTURE - MOST TRADED BONDS IN TERMS OF TURNOVER

PLAIN VANILLA - March 2013				STRUCTURED INTEREST RATE - March 2013			
ISIN	DESC	eur m	TRADES	ISIN	DESC	eur m	TRADES
IT0004898034	BTP TF 4,50% MG23 EUR	2 057.64	24 323	IT0004720436	MEDIOBANCA GN21 TV QUARTO ATTO SUB LOWT2	29.25	1 892
IT0003934657	BTP-1FB37 4%	1 596.81	39 670	NL0009062215	RBS OT19 ROYAL TASSO FISSO-VARIABILE	16.56	570
IT0004532559	BTP-1ST40 5%	1 231.53	25 693	IT0004761356	MPS 11/17 MC EUR CAP&FLOOR BANCOPOSTA 4	16.49	1 236
IT0004644735	BTP-1MZ26 4,5%	1 196.56	24 073	IT0004739576	MPS 11/17 MC EUR BANCOPOSTA3 CAP&FLOOR	16.49	1 298
IT0004889033	BTP TF 4,75% ST28 EUR	1 172.91	15 354	IT0004694086	BIMI MZ17 TASSO MISTO	16.19	856

INFLATION LINKED - March 2013				INDEX LINKED - March 2013			
ISIN	DESC	eur m	TRADES	ISIN	DESC	eur m	TRADES
IT0004863608	BTP ITALIA OT16 EUR	671.65	11 017	IT0004291172	MEDIOB-14 BP1 REL3	24.68	1 149
IT0004806888	BTP ITALIA 26MZ16 EUR	271.87	6 437	IT0006664137	DEUTSCHE BANK LG14 RELOAD3 BANCOPOSTA3	19.33	981
IT0004804671	BTP-1SST21 2,1%	114.27	2 630	IT0004375736	BIMI ST14 BANCOPOSTA4 RELOAD3	15.68	933
IT0004545890	BTP-1SST41 2,55%	112.23	4 294	IT0004429202	BIMI FB15 TASSO FISSO PLUS BANCOPOSTA	10.44	600
IT0004735152	BTP-1SST26 3,1%	74.82	1 990	IT0006645326	MERRILL-13 BP5 REL3	7.84	509

EQUITY LINKED - March 2013				COMMODITY LINKED - March 2013			
ISIN	DESC	eur m	TRADES	ISIN	DESC	eur m	TRADES
IT0006664459	DEUTSCHE BANK LG14 TOPTEN BANCOPOSTA	5.63	356	XS0638296920	BOFA GN18 MC INVEST BOND ORO	0.10	18
IT0004397292	BIMI NV14 TOP10BP II	3.24	267				
IT0006707811	BARCLAYS OT14 SY AUTOCALL DOUBLE CHANCE	0.47	37				
DE000UB8DSR5	UBS LG17 MC EUR EQUITY LINKED AUTOCALL	0.41	31				
IT0001278941	CENTROB-13EQUITY LKD	0.22	28				

News

Markets Analysis

Piazza Affari, 6 - 20123 Milano

T +39 02 724261 | Fax +39 02 8646.4323

e-mail: markets_analysis@borsaitaliana.it

www.borsaitaliana.it



Borsa Italiana

London Stock Exchange Group