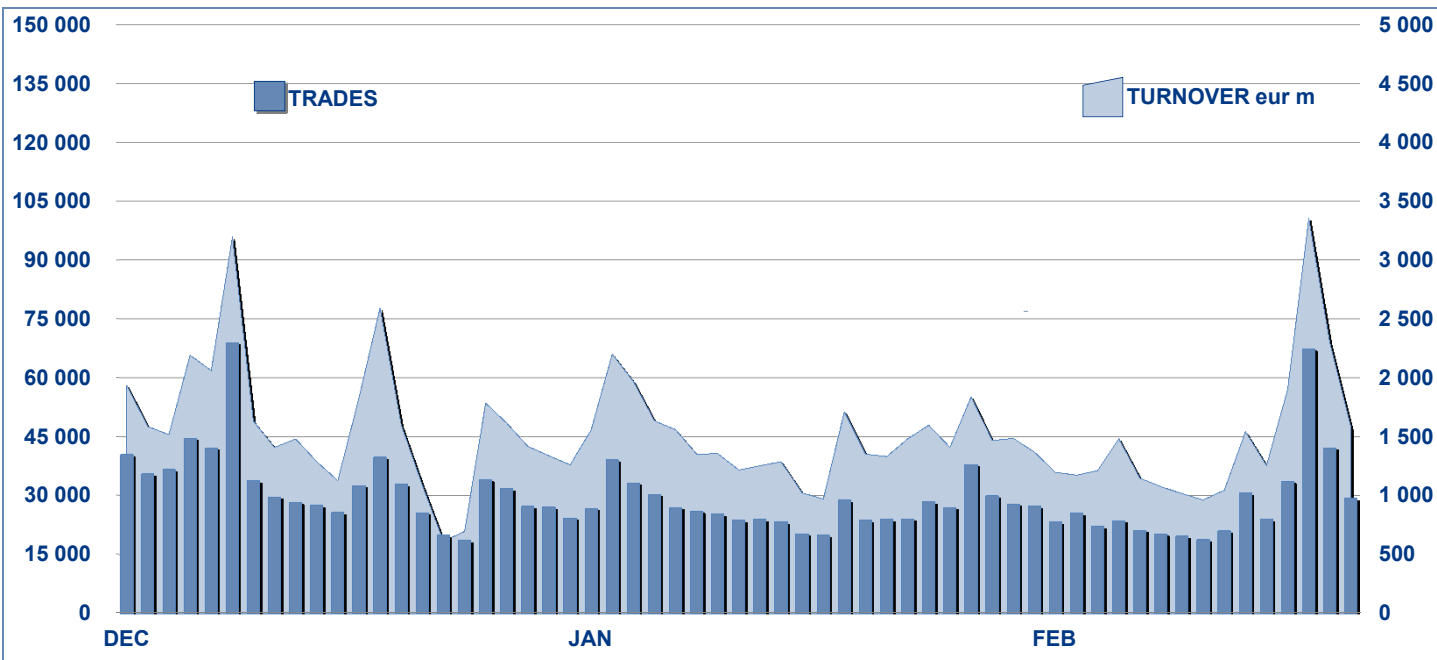


## MOT DAILY TURNOVER



## MAIN INDICATORS

### LISTED BOND

### TRADING

	DEC 2012		JANUARY 2013		FEBRUARY 2013		JANUARY 2013		FEBRUARY 2013		JAN - FEB 2013	
	LISTED END OF MONTH	LISTED END OF MONTH	NEW LISTED Begin of JAN 2013	LISTED END OF MONTH	NEW LISTED Begin of JAN 2013	TRADES number	TURNOVER eur m	TRADES number	TURNOVER eur m	TRADES number	TURNOVER eur m	

#### MARKET SEGMENTS

ITALIAN GOVERNMENT BONDS	102	103	5	104	8	439 745	29 652.5	463 817	28 002.9	903 562	57 655.4
BONDS	712	714	4	714	8	118 088	1 961.9	86 928	1 357.2	205 016	3 319.1
EUROBONDS and ABSs	363	363	5	368	10	37 430	755.6	24 593	525.0	62 023	1 280.6
<b>TOTAL</b>	<b>1 177</b>	<b>1 180</b>	<b>14</b>	<b>1 186</b>	<b>26</b>	<b>595 263</b>	<b>32 370.0</b>	<b>575 338</b>	<b>29 885.1</b>	<b>1 170 601</b>	<b>62 255.1</b>

#### ISSUERS

ITALIAN GOVERNMENT BONDS	102	103	5	104	8	439 745	29 652.5	463 817	28 002.9	903 562	57 655.4
EUROBONDS REPUBLIC OF ITALY	13	13	-	12	-	4 474	98.3	3 598	73.4	8 072	171.7
FOREIGN PUBLIC DEBT	162	162	-	163	3	26 316	466.2	14 385	281.5	40 701	747.7
SUPRANATIONAL ENTITIES	180	179	2	182	4	9 559	211.8	5 719	131.5	15 278	343.3
BANKS	702	705	5	707	11	92 606	1 529.1	70 938	1 089.2	163 544	2 618.4
CORPORATE (*)	18	18	-	18	-	22 563	412.2	16 881	306.5	39 444	718.7
ABS	-	-	-	-	-	-	-	-	-	-	-
<b>TOTAL</b>	<b>1 177</b>	<b>1 180</b>	<b>14</b>	<b>1 186</b>	<b>26</b>	<b>595 263</b>	<b>32 370.0</b>	<b>575 338</b>	<b>29 885.1</b>	<b>1 170 601</b>	<b>62 255.1</b>

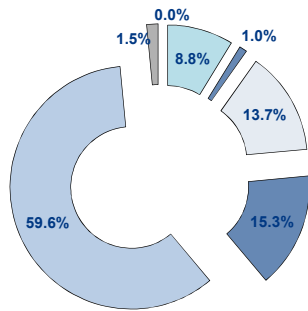
(\*) BOC and BOP are included

#### TYPE OF STRUCTURE

PLAIN VANILLA	750	750	6	754	12	68 825	1 555.3	51 542	1 081.0	120 367	2 636.3
STRUCTURED INTEREST RATE	220	221	2	221	4	65 211	802.1	43 854	531.8	109 065	1 333.9
INFLATION LINKED	50	50	-	50	-	9 687	169.5	7 761	131.4	17 448	300.9
INDEX LINKED	39	40	1	41	2	10 675	176.0	7 309	124.7	17 984	300.7
EQUITY LINKED	11	11	-	11	-	910	13.2	917	12.2	1 827	25.4
FUND LINKED	-	-	-	-	-	-	-	-	-	-	-
COMMODITY LINKED	2	2	-	2	-	27	0.1	19	0.1	46	0.2
CURRENCY LINKED	3	3	-	3	-	183	1.3	119	1.0	302	2.3
ITALIAN GOVERNMENT BONDS	102	103	5	104	8	439 745	29 652.5	463 817	28 002.9	903 562	57 655.4
<b>TOTAL</b>	<b>1 177</b>	<b>1 180</b>	<b>14</b>	<b>1 186</b>	<b>26</b>	<b>595 263</b>	<b>32 370.0</b>	<b>575 338</b>	<b>29 885.1</b>	<b>1 170 601</b>	<b>62 255.1</b>

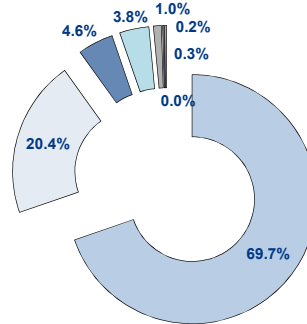
## FOCUS ON LISTED BONDS - END OF MONTH

## LISTED BY ISSUERS



- ITALIAN GOVERNMENT BONDS
- EUROBONDS REPUBLIC OF ITALY
- FOREIGN PUBLIC DEBT
- SUPRANATIONAL ENTITIES
- BANKS
- CORPORATE (\*)
- ABS

## LISTED BY TYPE OF STRUCTURE



- PLAIN VANILLA
- STRUCTURED INTEREST RATE
- INFLATION LINKED
- INDEX LINKED
- EQUITY LINKED
- FUND LINKED
- COMMODITY LINKED
- CURRENCY LINKED

Italian Government Bonds are not included

## ISSUERS - MOST TRADED BONDS IN TERMS OF TURNOVER

## ITALIAN GOVERNMENT BONDS - February 2013

ISIN	DESC	eur m	TRADES
IT0003934657	BTP-1FB37 4%	2 206.91	59 938
IT0004644735	BTP-1M2Z6 4,5%	1 820.18	36 076
IT0004889033	BTP TF 4,75% ST28 EUR	1 604.70	21 807
IT0004009673	BTP-1AG21 3,75%	1 361.04	28 203
IT0004532559	BTP-1ST40 5%	1 347.78	29 424

## FOREIGN PUBLIC DEBT - February 2013

ISIN	DESC	eur m	TRADES
DE0001135424	BUND GE21 EUR 2,5	17.97	86
DE0001137339	SCHATZ MZ13 EUR 1,5	16.17	229
DE0001135457	BUND ST21 EUR 2,25	14.72	78
DE0001102309	BUND TF 1,5% FB23 EUR	12.95	165
DE0001135499	BUND TF 1,5% ST22 EUR	11.77	153

## EUROBONDS REPUBLIC OF ITALY - February 2013

ISIN	DESC	eur m	TRADES
XS0100688190	ITALY 19EUR FRN	4.18	338
US465410BW75	ITALY ST13 USD 2,125	2.25	23
US465410BF43	ITALY 13USD 5,375	2.09	53
XS0133144898	ITALY 16EUR 5,75	1.42	49
US465410BS63	ITALY 17USD 5,375	0.73	8

## SUPRANATIONAL ENTITIES - February 2013

ISIN	DESC	eur m	TRADES
EU000A1G0AG3	EFSS MZ14 EUR 1	10.28	360
IT0006060007	BEI-98/16 ZC	6.37	328
XS0070553820	BEI NV26 ZC USD	4.90	291
XS0453097205	CREDITO OFFICIAL OT15 FLOATING RATE NOTES	4.75	75
DE0001345908	BEI NV26 ZC EUR	4.47	265

## BANKS - February 2013

ISIN	DESC	eur m	TRADES
IT0004720436	MEDIOBANCA GN21 TV QUARTO ATTO SUB LOWT2	40.74	2 537
IT0004771710	MPS NV17 STEPBYSTEP EUR BPOSTA 6ANNI	32.46	2 669
IT0004645542	MEDIOBANCA NV20 SECONDO ATTO 5% SUBLLOWT2	31.49	2 340
NL0009060862	RBS ST14 INFLAZIONE EUROPEA	29.07	1 275
IT0004576556	BIMI INFLATION LINKED 22 MARZO 2015	22.29	1 319

## CORPORATE - February 2013

ISIN	DESC	eur m	TRADES
IT0004869985	ATLANTIA TF 3,625% NV18 EUR	84.87	3 601
IT0004794142	ENEL TF 4,875 2012-2018	49.89	2 587
US465410BG26	ITALY 33USD 5,375	30.56	1 687
XS0098449456	ITALY 29EUR FRN	27.60	1 403
IT0004292691	ENEL-07/15 IND	27.28	1 209

## TYPE OF STRUCTURE - MOST TRADED BONDS IN TERMS OF TURNOVER

## PLAIN VANILLA - February 2013

ISIN	DESC	eur m	TRADES
IT0004869985	ATLANTIA TF 3,625% NV18 EUR	84.87	3 601
IT0004794142	ENEL TF 4,875 2012-2018	49.89	2 587
US465410BG26	ITALY 33USD 5,375	37.24	1 719
IT0004645542	MEDIOBANCA NV20 SECONDO ATTO 5% SUBLLOWT2	31.49	2 340
IT0004292691	ENEL-07/15 IND	27.28	1 209

## STRUCTURED INTEREST RATE - February 2013

ISIN	DESC	eur m	TRADES
IT0004720436	MEDIOBANCA GN21 TV QUARTO ATTO SUB LOWT2	40.74	2 537
IT0004771710	MPS NV17 STEPBYSTEP EUR BPOSTA 6ANNI	32.46	2 669
IT0004761356	MPS 11/17 MC EUR CAP&FLOOR BANCOPOSTA 4	17.13	1 647
IT0004739576	MPS 11/17 MC EUR BANCOPOSTA3 CAP&FLOOR	15.37	1 593
NL0009062215	RBS OT19 ROYAL TASSO FISSO-VARIABILE	14.02	686

## INFLATION LINKED - February 2013

ISIN	DESC	eur m	TRADES
NL0009060862	RBS ST14 INFLAZIONE EUROPEA	29.07	1 275
IT0004576556	BIMI INFLATION LINKED 22 MARZO 2015	22.29	1 319
IT0003594873	BCA INTESA-14 S-T IT	14.00	776
IT0003793525	DEXIA C-15 SCH TOT E	10.45	1 049
IT0003657563	BCA INTESA-14 ST EUR	7.90	545

## INDEX LINKED - February 2013

ISIN	DESC	eur m	TRADES
IT0004375736	BIMI ST14 BANCOPOSTA4 RELOAD3	21.26	1 154
IT0006664137	DEUTSCHE BANK LG14 RELOAD3 BANCOPOSTA3	16.75	928
IT0004464407	MEDIOBANCA TF 3,5 6/2015 PLUS BP III COL	13.82	506
IT0004291172	MEDIOB-14 BP1 REL3	10.75	749
IT0004429202	BIMI FB15 TASSO FISSO PLUS BANCOPOSTA	9.06	589

## EQUITY LINKED - February 2013

ISIN	DESC	eur m	TRADES
IT0006664459	DEUTSCHE BANK LG14 TOPTEN BANCOPOSTA	6.42	426
IT0004397292	BIMI NV14 TOP10BP II	3.22	252
IT0006707811	BARCLAYS OT14 5Y AUTOCALL DOUBLE CHANCE	0.97	81
IT0001278941	CENTROB-13EQUITY LKD	0.71	50
IT0006707803	BARCLAYS OT15 EUR 6Y EQUITY BONUS	0.36	29

## COMMODITY LINKED - February 2013

ISIN	DESC	eur m	TRADES
XS0638296920	BOFA GN18 MC INVEST BOND ORO	0.05	19

## News

In February 3 Italian Government bonds and the following instruments were listed on MOT market:

- "Unione di Banche Italiane S.c.p.A. - Tasso Fisso 3,50% - 31.01.2013-2016 Welcome Edition" (IT0004874993)
- "Unione di Banche Italiane S.c.p.A. - Tasso Fisso Step Up 3,00% - 31.01.2013-2017" (IT0004874985)
- "Banca IMI Collezione Tasso Fisso Dollaro Statunitense 3,40%" (IT0004892755)
- "Banca IMI Collezione Tasso Fisso Lira Tunca 5,40%" (IT0004892763)
- "Schatz 0,25% due on 13 March 2015" (DE0001137412)
- "EFSF EUR 1 500 per cent. Guaranteed Notes due 22 January 2020" (EU000A1G0A81)
- "EFSF EUR 1 25 per cent. Guaranteed Notes due 5 February 2018" (EU000A1G0A99)
- "Mediobanca (MB12) TASSO MISTO 2013/2018" (IT0004884794)
- "Mediobanca (MB13) 2013/2018 indicizzato all'Indice Eurostoxx 50" (IT0004884778)

## Markets Analysis

Piazza Affari, 6 - 20123 Milano

T +39 02 724261 | Fax +39 02 8646.4323

e-mail: markets\_analysis@borsaitaliana.it

www.borsaitaliana.it



**Borsa Italiana**  
London Stock Exchange Group