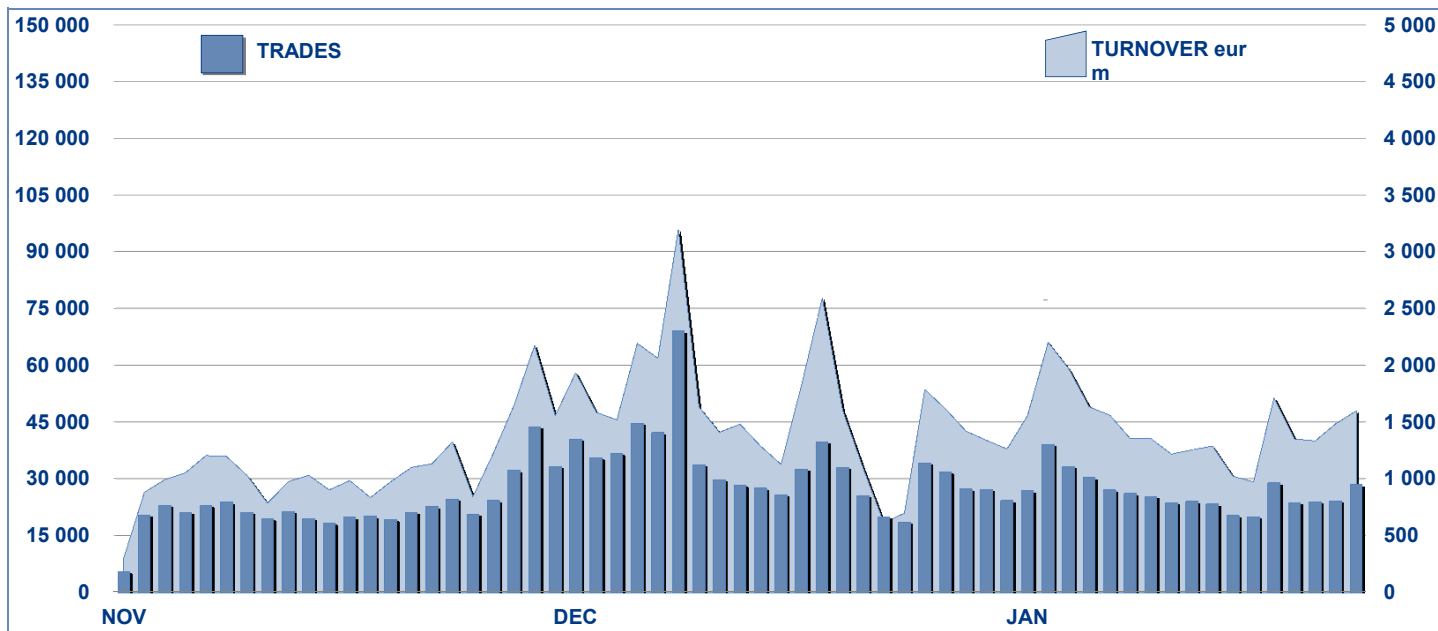


MOT DAILY TURNOVER



MAIN INDICATORS

LISTED BOND

TRADING

	DECEMBER 2011		DECEMBER 2012		JANUARY 2013		NOVEMBER 2012		DECEMBER 2012		JANUARY 2013	
	LISTED	END of MONTH	LISTED	END of MONTH	NEW LISTED	Begin of JAN 2012	LISTED	END of MONTH	NEW LISTED	Begin of JAN 2013	TRADES	TURNOVER
	number	eur m	number	eur m	number	eur m	number	eur m	number	eur m	number	eur m

MARKET SEGMENTS

ITALIAN GOVERNMENT BONDS	99	102	49	103	5	366 992	22 007.4	459 712	26 066.3	439 745	29 652.5
BONDS	410	712	365	714	4	102 305	1 673.8	86 211	1 438.3	118 088	1 961.9
EUROBONDS and ABSs	317	363	90	363	5	30 962	558.3	38 945	403.2	37 430	755.6
TOTAL	826	1 177	504	1 180	14	500 259	24 239.4	584 868	27 907.8	595 263	32 370.0

ISSUERS

ITALIAN GOVERNMENT BONDS	99	102	49	103	5	366 992	22 007.4	459 712	26 066.3	439 745	29 652.5
EUROBONDS REPUBLIC OF ITALY	15	13	-	13	-	3 528	92.8	3 296	72.6	4 474	98.3
FOREIGN PUBLIC DEBT	159	162	36	162	2	20 539	248.8	30 951	202.7	26 316	466.2
SUPRANATIONAL ENTITIES	155	180	41	179	2	8 661	211.3	7 185	147.2	9 559	211.8
BANKS	382	702	373	705	5	79 360	1 289.0	61 767	948.8	92 606	1 529.1
CORPORATE (*)	16	18	5	18	-	21 179	390.2	21 957	470.2	22 563	412.2
ABS	-	-	-	-	-	-	-	-	-	-	-
TOTAL	826	1 177	504	1 180	14	500 259	24 239.4	584 868	27 907.8	595 263	32 370.0

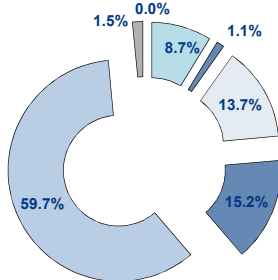
(*) BOC and BOP are included

TYPE OF STRUCTURE

PLAIN VANILLA	414	750	412	750	6	63 132	1 325.5	55 827	1 147.3	68 825	1 555.3
STRUCTURED INTEREST RATE	200	220	32	221	2	49 203	579.5	54 022	444.6	65 211	802.1
INFLATION LINKED	55	50	2	50	-	8 908	142.0	6 351	106.1	9 687	169.5
INDEX LINKED	42	39	8	40	1	10 722	168.9	8 113	133.6	10 675	176.0
EQUITY LINKED	10	11	1	11	-	1 193	15.4	696	8.8	910	13.2
FUND LINKED	-	-	-	-	-	-	-	-	-	-	-
COMMODITY LINKED	2	2	-	2	-	39	0.3	24	0.1	27	0.1
CURRENCY LINKED	4	3	-	3	-	70	0.5	123	1.1	183	1.3
ITALIAN GOVERNMENT BONDS	99	102	49	103	5	366 992	22 007.4	459 712	26 066.3	439 745	29 652.5
TOTAL	826	1 177	504	1 180	14	500 259	24 239.4	584 868	27 907.8	595 263	32 370.0

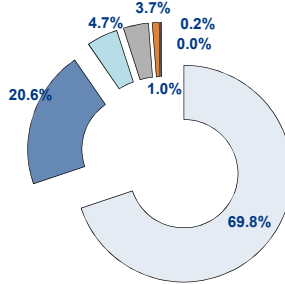
FOCUS ON LISTED BONDS - END OF MONTH

LISTED BY ISSUERS



- ITALIAN GOVERNMENT BONDS
- EURO BONDS REPUBLIC OF ITALY
- FOREIGN PUBLIC DEBT
- SUPRANATIONAL ENTITIES
- BANKS
- CORPORATE (*)
- ABS

LISTED BY TYPE OF STRUCTURE



- PLAIN VANILLA
- STRUCTURED INTEREST RATE
- INFLATION LINKED
- INDEX LINKED
- EQUITY LINKED
- FUND LINKED
- COMMODITY LINKED
- CURRENCY LINKED

Italian Government Bonds are not included

ISSUERS - MOST TRADED BONDS IN TERMS OF TURNOVER

ITALIAN GOVERNMENT BONDS - January 2013				FOREIGN PUBLIC DEBT - January 2013			
ISIN	DESC	eur m	TRADES	ISIN	DESC	eur m	TRADES
IT0003934657	BTP-1FB37 4%	2 813.21	68 482	DE0001141521	BOBL APR13 EUR 3.50	27.45	47
IT0004644735	BTP-1MZ26 4.5%	1 900.20	31 048	DE0001137339	SCHATZ MZ13 EUR 1,5	26.42	235
IT0004009673	BTP-1AG21 3,75%	1 552.80	30 101	DE0001135499	BUND TF 1,5% ST22 EUR	22.24	263
IT0004532559	BTP-1ST40 5%	1 079.24	17 833	DE0001135424	BUND GE21 EUR 2,5	21.76	115
IT0004863608	BTP ITALIA OT16 EUR	1 044.47	11 849	DE0001141547	BOBL AP14 EUR 2,25	21.44	158
EUROBONDS REPUBLIC OF ITALY - January 2013				SUPRANATIONAL ENTITIES - January 2013			
ISIN	DESC	eur m	TRADES	ISIN	DESC	eur m	TRADES
US465410AH18	ITALY SET23USD 6,875	7.84	381	EU000A1G0AG3	EFSSF MZ14 EUR 1	13.49	562
XS0100688190	ITALY 19EUR FRN	7.11	514	XS0070553820	BEI NV26 2C USD	10.89	658
US465410BF43	ITALY 13USD 4.375	3.90	103	XS0219808549	BEI-05/20FX CMS LINK	8.06	362
US465410BS63	ITALY 17USD 5.375	1.81	19	DE0001345908	BEI NV26 2C EUR	7.30	464
US465410BW75	ITALY ST13 USD 2,125	1.28	17	XS0178483649	BEI OT13 ZAR 8	6.54	340
BANKS - January 2013				CORPORATE - January 2013			
ISIN	DESC	eur m	TRADES	ISIN	DESC	eur m	TRADES
IT0004720436	MEDIOBANCA GN21 TV QUARTO ATTO SUB LOWT2	69.26	3 765	IT0004869985	ATLANTIA TF 3,625% NV18 EUR	120.50	5 029
IT0004771710	MPS NV17 STEPBYSTEP EUR BPOSTA 6ANNI	43.60	2 125	IT0004794142	ENEL TF 4,875 2012-2018	61.29	3 168
IT0004761356	MPS 11/17 MC EUR CAP&FLOOR BANCOPOSTA 4	39.10	1 790	IT0004576978	ENEL TF 3,5 2010-2016	37.98	3 014
IT0006664137	DEUTSCHE BANK LG14 RELOAD3 BANCOPOSTA3	36.02	1 849	IT0004292691	ENEL-07/15 IND	37.69	1 764
IT0004540719	MEDIOBANCA TASSO FISSO 3 2009/2014	33.78	1 620	IT0004760655	ENI OT17 TF 4.875 EUR	32.15	1 444

TYPE OF STRUCTURE - MOST TRADED BONDS IN TERMS OF TURNOVER

PLAIN VANILLA - January 2013				STRUCTURED INTEREST RATE - January 2013			
ISIN	DESC	eur m	TRADES	ISIN	DESC	eur m	TRADES
IT0004869985	ATLANTIA TF 3,625% NV18 EUR	120.50	5 029	IT0004720436	MEDIOBANCA GN21 TV QUARTO ATTO SUB LOWT2	69.26	3 765
IT0004794142	ENEL TF 4,875 2012-2018	61.29	3 168	IT0004771710	MPS NV17 STEPBYSTEP EUR BPOSTA 6ANNI	43.60	2 125
IT0004576978	ENEL TF 3,5 2010-2016	37.98	3 014	IT0004761356	MPS 11/17 MC EUR CAP&FLOOR BANCOPOSTA 4	39.10	1 790
IT0004292691	ENEL-07/15 IND	37.69	1 764	XS0098449456	ITALY 29EUR FRN	27.60	1 403
IT0004540719	MEDIOBANCA TASSO FISSO 3 2009/2014	33.78	1 620	NL0009289321	RBS GE20 ROYAL SICUREZZA	23.63	846
INFLATION LINKED - January 2013				INDEX LINKED - January 2013			
ISIN	DESC	eur m	TRADES	ISIN	DESC	eur m	TRADES
NL0009060862	RBS ST14 INFLAZIONE EUROPEA	24.20	1 152	IT0006664137	DEUTSCHE BANK LG14 RELOAD3 BANCOPOSTA3	36.02	1 849
IT0004576556	BIMI INFLATION LINKED 22 MARZO 2015	22.32	1 447	IT0004375736	BIMI ST14 BANCOPOSTA4 RELOAD3	26.34	1 546
NL0009289339	RBS GE20 ROYAL 5,5 INFLAZIONE	18.12	711	IT0004291172	MEDIOB-14 BP1 REL3	22.60	1 411
IT0003594873	BCA INTESA-14 S-T IT	17.29	878	IT0006630344	GOLDMAN S-13 REL BP	9.32	453
IT0003793525	DEXIA C-15 SCH TOT E	13.55	1 264	IT0004429202	BIMI FB15 TASSO FISSO PLUS BANCOPOSTA	8.48	540
EQUITY LINKED - January 2013				COMMODITY LINKED - January 2013			
ISIN	DESC	eur m	TRADES	ISIN	DESC	eur m	TRADES
IT0006664459	DEUTSCHE BANK LG14 TOPTEN BANCOPOSTA	5.51	371	XS0638296920	BOFA GN18 MC INVEST BOND ORO	0.13	27
IT0004397292	BIMI NV14 TOP10BP II	4.32	304				
IT0001278941	CENTROB-13EQUITY LKD	1.37	65				
IT0006707811	BARCLAYS OT14 5Y AUTOCALL DOUBLE CHANCE	0.84	63				
IT0006707803	BARCLAYS OT15 EUR 6Y EQUITY BONUS	0.42	31				

News

In January 5 Italian Government bonds and the following instruments were listed on MOT market:

- "UBI - Tasso Fisso Step Up 3,00% - 31.12.2012-2015 WE - UBI Comunità per Fondazione Umberto Veronesi" (IT0004869860)
- "Bobli 0,50% due on 23 February 2018" (DE0001141653)
- "RBS Group plc Tasso Variabile 2012/2015 EUR Notes" (GB00088TFH992)
- "RBS Group plc Tasso Variabile 2012/2015 USD Notes" (XS0800521204)
- "Bund 1.50% due on 15 February 2023" (DE0001102309)
- "EIB GBP 1.375 per cent. Bonds due 15th January, 2018" (XS0872706881)
- "EIB \$ 1.00% Notes Due 2018" (US298785GA86)
- "Mediobanca (MB10) Tasso Misto 2013/2019" (IT0004872435)
- "Mediobanca "MB11" 2013/2018 indicizzata all'indice Eurostoxx50" (IT0004872427)

Markets Analysis
Piazza Affari, 6 - 20123 Milano
T +39 02 724261 | Fax +39 02 8646.4323
e-mail: markets_analysis@borsaitaliana.it
www.borsaitaliana.it



Borsa Italiana
London Stock Exchange Group