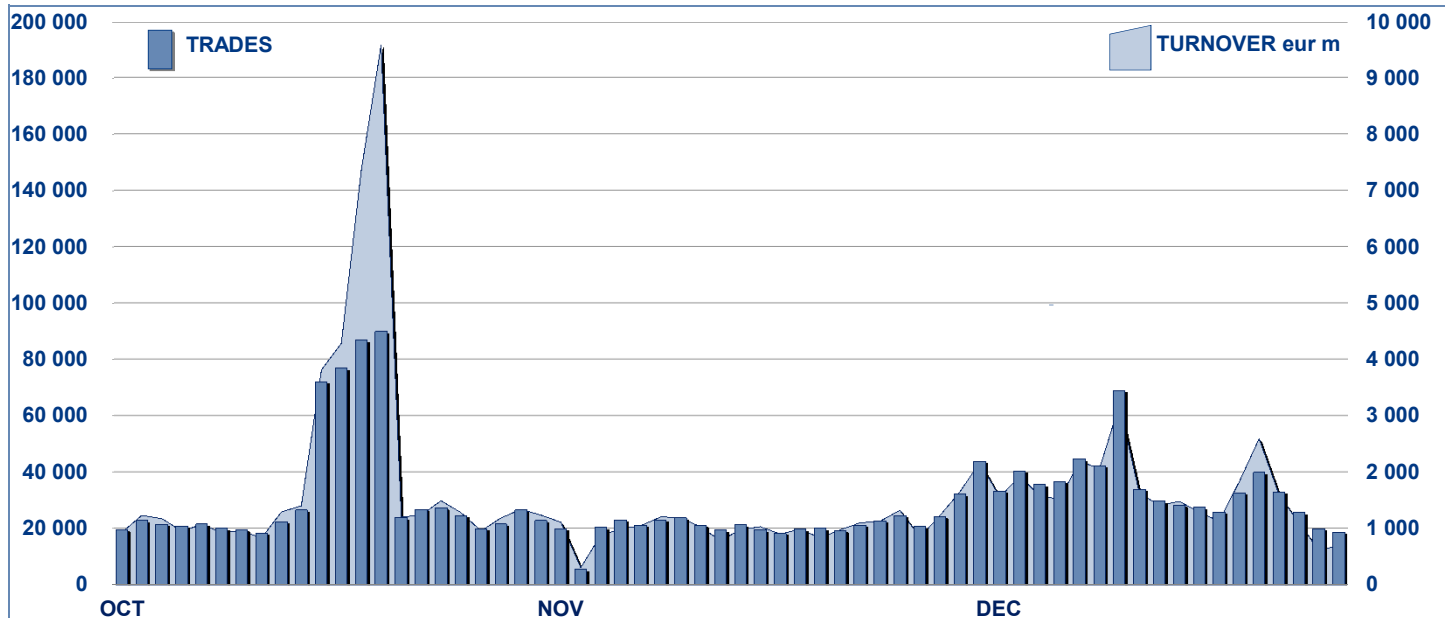


MOT DAILY TURNOVER



MAIN INDICATORS

LISTED BOND

TRADING

	DEC 2011		NOVEMBER 2012		DECEMBER 2012		NOVEMBER 2012		DECEMBER 2012		JAN - DEC 2012	
	LISTED END of MONTH	LISTED END of MONTH	NEW LISTED BEGIN of JAN 2012	LISTED END of MONTH	NEW LISTED BEGIN of JAN 2012	TRADES number	TURNOVER eur m	TRADES number	TURNOVER eur m	TRADES number	TURNOVER eur m	

MARKET SEGMENTS

ITALIAN GOVERNMENT BONDS	99	106	45	102	49	366 992	22 007.4	459 712	26 066.3	5 012 686	298 940.8
BONDS	410	711	361	712	365	102 305	1 673.8	86 211	1 438.3	999 192	15 333.6
EUROBONDS and ABSs	317	364	88	363	90	30 962	558.3	38 945	403.2	354 359	7 205.2
TOTAL	826	1 181	494	1 177	504	500 259	24 239.4	584 868	27 907.8	6 366 237	321 479.6

ISSUERS

ITALIAN GOVERNMENT BONDS	99	106	45	102	49	366 992	22 007.4	459 712	26 066.3	5 012 686	298 940.8
EUROBONDS REPUBLIC OF ITALY	15	13	-	13	-	3 528	92.8	3 296	72.6	39 676	926.1
FOREIGN PUBLIC DEBT	159	164	36	162	36	20 539	248.8	30 951	202.7	208 586	3 593.7
SUPRANATIONAL ENTITIES	155	178	39	180	41	8 661	211.3	7 185	147.2	128 733	2 696.1
BANKS	382	701	369	702	373	79 360	1 289.0	61 767	948.8	735 366	11 114.4
CORPORATE (*)	16	19	5	18	5	21 179	390.2	21 957	470.2	241 190	4 208.4
ABS	-	-	-	-	-	-	-	-	-	-	-
TOTAL	826	1 181	494	1 177	504	500 259	24 239.4	584 868	27 907.8	6 366 237	321 479.6

(*) BOC and BOP are included

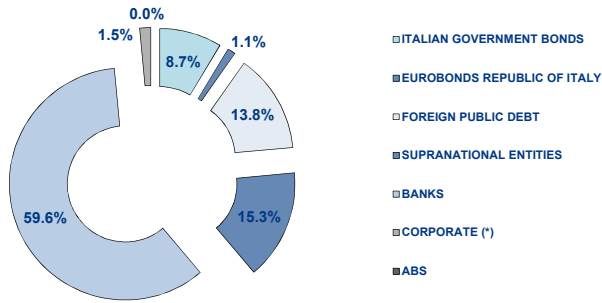
TYPE OF STRUCTURE

PLAIN VANILLA	414	749	407	750	412	63 132	1 325.5	55 827	1 147.3	685 668	14 130.0
STRUCTURED INTEREST RATE	200	220	31	220	32	49 203	579.5	54 022	444.6	447 917	4 967.8
INFLATION LINKED	55	50	2	50	2	8 908	142.0	6 351	106.1	100 295	1 633.5
INDEX LINKED	42	40	8	39	8	10 722	168.9	8 113	133.6	109 426	1 681.2
EQUITY LINKED	10	11	1	11	1	1 193	15.4	696	8.8	9 272	117.4
FUND LINKED	-	-	-	-	-	-	-	-	-	-	-
COMMODITY LINKED	2	2	-	2	-	39	0.3	24	0.1	411	2.4
CURRENCY LINKED	4	3	-	3	-	70	0.5	123	1.1	562	6.5

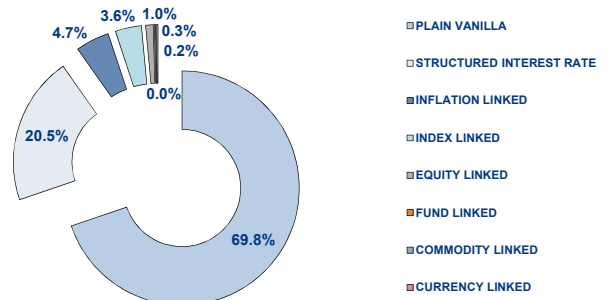
ITALIAN GOVERNMENT BONDS	99	106	45	102	49	366 992	22 007.4	459 712	26 066.3	5 012 686	298 940.8
TOTAL	826	1 181	494	1 177	504	500 259	24 239.4	584 868	27 907.8	6 366 237	321 479.6

FOCUS ON LISTED BONDS - END OF MONTH

LISTED BY ISSUERS



LISTED BY TYPE OF STRUCTURE



Italian Government Bonds are not included

ISSUERS - MOST TRADED BONDS IN TERMS OF TURNOVER

ITALIAN GOVERNMENT BONDS - DECEMBER 2012				FOREIGN PUBLIC DEBT - DECEMBER 2012			
ISIN	DESC	eur m	TRADES	ISIN	DESC	eur m	TRADES
IT0003934657	BTP-1FB37 4%	1 884.55	53 274	DE0001137339	SCHATZ MZ13 EUR 1,5	17.53	198
IT0004644735	BTP-1M226 4,5%	1 384.74	29 764	DE0001141547	BOBL AP14 EUR 2,25	13.14	103
IT0004863608	BTP ITALIA OT16 EUR	1 232.26	15 435	FR0113087466	BTAN GEN13 EUR 3,75	8.17	62
IT0004532559	BTP-1ST40 5%	1 130.06	25 535	DE0001137354	SCHATZ ST13 EUR 0,75	7.25	18
IT0001278511	BTP-1NV29 5,25%	986.93	22 491	DE0001135457	BUND ST21 EUR 2,25	6.70	32
EUROBONDS REPUBLIC OF ITALY - DECEMBER 2012				SUPRANATIONAL ENTITIES - DECEMBER 2012			
ISIN	DESC	eur m	TRADES	ISIN	DESC	eur m	TRADES
US465410BG26	ITALY 33USD 5,375	35.72	1 683	EU000A1G0AG3	EFSF MZ14 EUR 1	11.03	693
XS0098449456	ITALY 29EUR FRN	13.35	738	XS0219808549	BEI-05/20FX CMS LINK	9.52	304
US465410BF43	ITALY 13USD 4,375	5.69	108	XS0070553820	BEI NV26 ZC USD	6.19	325
US465410AH18	ITALY SET23USD 6,875	4.97	271	IT0006506007	BEI-98/16 ZC	6.03	395
XS0100688190	ITALY 19EUR FRN	3.87	260	XS0290050524	BEI 24 EUR 4,125	5.64	93
BANKS - DECEMBER 2012				CORPORATE - DECEMBER 2012			
ISIN	DESC	eur m	TRADES	ISIN	DESC	eur m	TRADES
IT0004720436	MEDIOBANCA GN21 TV QUARTO ATTO SUB LOWT2	38.22	2 568	IT0004869985	ATLANTIA TF 3,625% NV18 EUR	232.48	8 636
IT0004645542	MEDIOBANCA NV20 SECONDO ATTO 5% SUBLOWT2	27.57	2 023	IT0004794142	ENEL TF 4,875 2012-2018	50.66	2 741
IT0004540719	MEDIOBANCA TASSO FISSO 3 2009/2014	24.90	1 269	IT0004576978	ENEL TF 3,5 2010-2016	43.28	2 561
IT0004608797	MEDIOBANCA PRIMO ATTO 4,50% 2010/2020	20.93	1 075	IT0004292691	ENEL-07/15 IND	24.02	1 166
IT0004375736	BIMI ST14 BANCOPOSTA4 RELOAD3	17.59	1 011	IT0004794159	ENEL TV 2012-2018	24.01	1 133

TYPE OF STRUCTURE - MOST TRADED BONDS IN TERMS OF TURNOVER

PLAIN VANILLA - DECEMBER 2012				STRUCTURED INTEREST RATE - DECEMBER 2012			
ISIN	DESC	eur m	TRADES	ISIN	DESC	eur m	TRADES
IT0004869985	ATLANTIA TF 3,625% NV18 EUR	232.48	8 636	IT0004720436	MEDIOBANCA GN21 TV QUARTO ATTO SUB LOWT2	38.22	2 568
IT0004794142	ENEL TF 4,875 2012-2018	50.66	2 741	NL0009289321	RBS GE20 ROYAL SICUREZZA	17.24	685
IT0004576978	ENEL TF 3,5 2010-2016	43.28	2 561	XS0098449456	ITALY 29EUR FRN	13.35	738
US465410BG26	ITALY 33USD 5,375	35.72	1 683	NL0009289313	RBS GE20 ROYAL 8% - EURIBOR	13.23	610
IT0004645542	MEDIOBANCA NV20 SECONDO ATTO 5% SUBLOWT2	27.57	2 023	IT0004669138	MEDIOBANCA DC15 TERZO ATTO EUR VARIABILE	9.79	433
INFLATION LINKED - DECEMBER 2012				INDEX LINKED - DECEMBER 2012			
ISIN	DESC	eur m	TRADES	ISIN	DESC	eur m	TRADES
IT0004576556	BIMI INFLATION LINKED 22 MARZO 2015	11.16	722	IT0004375736	BIMI ST14 BANCOPOSTA4 RELOAD3	17.59	1 011
IT0003793525	DEXIA C-15 SCH TOT E	10.74	929	IT0006664137	DEUTSCHE BANK LG14 RELOAD3 BANCOPOSTA3	15.48	854
NL0009060862	RBS ST14 INFLAZIONE EUROPEA	9.59	479	IT0006645326	MERRILL-13 BP5 REL3	14.15	845
IT0003594873	BCA INTESA-14 S-T IT	9.51	573	IT0006630344	GOLDMAN S-13 REL BP	9.32	488
IT0003806855	MEDIOB-15 INFL EUROP	7.07	446	IT0006699505	CREDIT SUISSE AG15 TF PLUS BANCOPOSTA4	9.05	480
EQUITY LINKED - DECEMBER 2012				COMMODITY LINKED - DECEMBER 2012			
ISIN	DESC	eur m	TRADES	ISIN	DESC	eur m	TRADES
IT0006664459	DEUTSCHE BANK LG14 TOPTEN BANCOPOSTA	3.25	231	XS0638296920	BOFA GN18 MC INVEST BOND ORO	0.09	24
IT0004397292	BIMI NV14 TOP10BP II	3.07	242				
IT0006707811	BARCLAYS OT14 5Y AUTOCALL DOUBLE CHANCE	0.83	49				
IT0001278941	CENTROB-13EQUITY LKD	0.78	95				
DE000UB8DSR5	UBS LG17 MC EUR EQUITY LINKED AUTOCALL	0.34	37				

News

In December 4 Italian Government bonds and the following instruments were listed on MOT market:

- "Unione di Banche Italiane S.c.p.A. - Tasso Fisso 3,00% - 03.12.2012-03.12.2014" (IT0004865579)
- "UBI - TV - 23.11.2012-2016 Welc. Ed. - Comunità per l'imprenditoria sociale del sistema CGM" (IT0004851710)
- "UBI Tasso Misto 07.12.2012-2015 WE-T Territorio UBI Banca e Assolombarda" (IT0004854490)
- "Unione di Banche Italiane S.c.p.A. - Tasso Fisso 3,50% 07.12.2012-07.06.2015" (IT0004867310)
- "EFSF EUR Zero Coupon Notes due 17 June 2013" (EU000A1G0A40)
- "EFSF EUR 1.125 per cent. Guaranteed Notes due 30 November 2017" (EU000A1G0A24)

Markets Analysis

Piazza Affari, 6 - 20123 Milano
T +39 02 72426.478 | Fax +39 02 8646.4323
e-mail: research@borsaitaliana.it
www.borsaitaliana.it



Borsa Italiana
London Stock Exchange Group