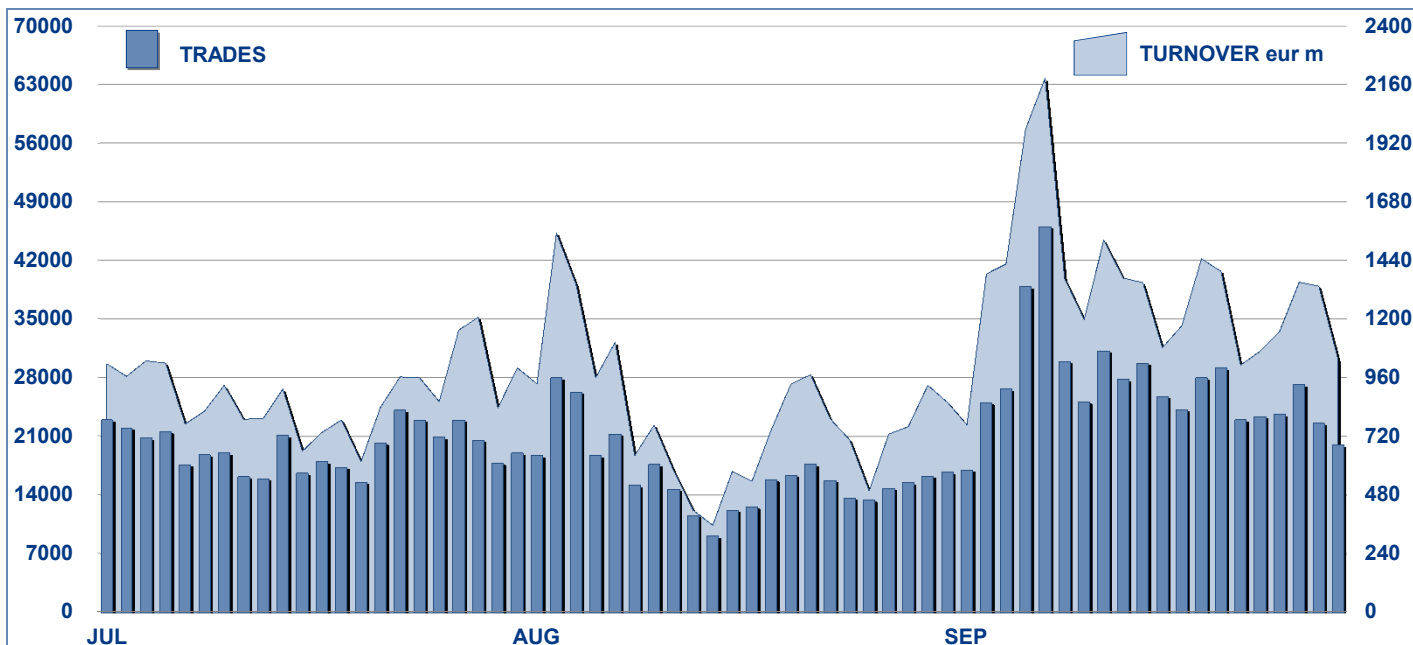


## MOT DAILY TURNOVER



## MAIN INDICATORS

### LISTED BOND

### TRADING

DEC 2011		AUGUST 2012		SEPTEMBER 2012		AUGUST 2012		SEPTEMBER 2012		JAN - SEP 2012	
LISTED	NEW LISTED	LISTED	NEW LISTED	LISTED	NEW LISTED	TRADES	TURNOVER	TRADES	TURNOVER	TRADES	TURNOVER
END of MONTH	BEGIN of JAN 2012	END of MONTH	BEGIN of JAN 2012	END of MONTH	BEGIN of JAN 2012	number	eur m	number	eur m	number	eur m

#### MARKET SEGMENTS

ITALIAN GOVERNMENT BONDS	99	104	34	105	38	280 747	16 404.2	416 217	24 452.0	3 585 267	206 502.0
BONDS	410	709	347	708	349	60 540	853.6	100 749	1 582.9	690 707	10 308.0
EUROBONDS and ABSs	317	357	72	358	78	21 903	487.1	28 344	597.4	250 565	5 568.5
<b>TOTAL</b>	<b>826</b>	<b>1 170</b>	<b>453</b>	<b>1 171</b>	<b>465</b>	<b>363 190</b>	<b>17 745.0</b>	<b>545 310</b>	<b>26 632.3</b>	<b>4 526 539</b>	<b>222 378.5</b>

#### ISSUERS

ITALIAN GOVERNMENT BONDS	99	104	34	105	38	280 747	16 404.2	416 217	24 452.0	3 585 267	206 502.0
EUROBONDS REPUBLIC OF ITALY	15	14	-	14	-	2 107	44.8	3 965	101.3	28 781	664.4
FOREIGN PUBLIC DEBT	159	163	30	162	32	12 090	231.9	16 883	295.9	134 710	2 780.6
SUPRANATIONAL ENTITIES	155	173	30	175	34	8 639	211.1	9 546	213.5	102 335	2 100.9
BANKS	382	698	355	697	357	44 483	630.5	77 294	1 242.7	500 108	7 351.9
CORPORATE (*)	16	18	4	18	4	15 124	222.4	21 405	327.0	175 338	2 978.6
ABS	-	-	-	-	-	-	-	-	-	-	-
<b>TOTAL</b>	<b>826</b>	<b>1 170</b>	<b>453</b>	<b>1 171</b>	<b>465</b>	<b>363 190</b>	<b>17 745.0</b>	<b>545 310</b>	<b>26 632.3</b>	<b>4 526 539</b>	<b>222 378.5</b>

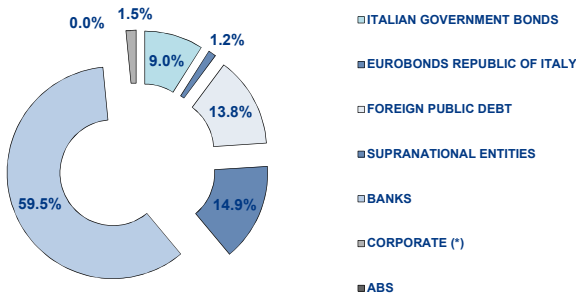
(\*) BOC and BOP are included

#### TYPE OF STRUCTURE

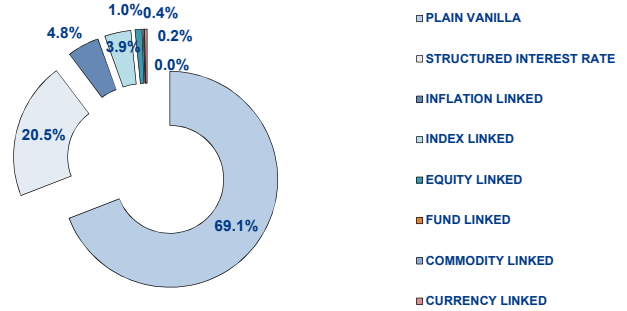
PLAIN VANILLA	414	737	385	737	391	42 102	855.3	61 753	1 227.5	494 080	10 142.2
STRUCTURED INTEREST RATE	200	217	26	219	28	27 094	289.4	40 986	491.9	288 569	3 299.9
INFLATION LINKED	55	52	1	51	1	6 839	111.1	12 347	226.3	73 403	1 173.2
INDEX LINKED	42	43	6	42	6	5 849	77.5	12 854	219.7	78 479	1 177.8
EQUITY LINKED	10	11	1	11	1	527	6.9	1 072	14.4	6 171	77.5
FUND LINKED	-	-	-	-	-	-	-	-	-	-	-
COMMODITY LINKED	2	2	-	2	-	15	0.1	46	0.2	298	1.7
CURRENCY LINKED	4	4	-	4	-	17	0.4	35	0.3	272	4.3
ITALIAN GOVERNMENT BONDS	99	104	34	105	38	280 747	16 404.2	416 217	24 452.0	3 585 267	206 502.0
<b>TOTAL</b>	<b>826</b>	<b>1 170</b>	<b>453</b>	<b>1 171</b>	<b>465</b>	<b>363 190</b>	<b>17 745.0</b>	<b>545 310</b>	<b>26 632.3</b>	<b>4 526 539</b>	<b>222 378.5</b>

**FOCUS ON LISTED BONDS - END OF MONTH**

**LISTED BY ISSUERS**



**LISTED BY TYPE OF STRUCTURE**



Italian Government Bonds are not included

**ISSUERS - MOST TRADED BONDS IN TERMS OF TURNOVER**

ITALIAN GOVERNMENT BONDS - September 2012					FOREIGN PUBLIC DEBT - September 2012				
ISIN	DESC	eur m	TRADES		ISIN	DESC	eur m	TRADES	
IT0004801541	BTP-1ST22EUR5,5	871.55	10 165		DE0001137321	SCHATZ DC12 EUR 1	33.34	294	
IT0003934657	BTP-1FB37 4%	850.62	26 565		DE0001137339	SCHATZ MZ13 EUR 1,5	20.21	233	
IT0001278511	BTP-1NV29 5,25%	754.90	18 789		DE0001141513	BOBL OTT12 EUR 4,25	18.51	62	
IT0004820426	BTP1GN17EUR4,75	721.01	5 509		DE0001135457	BUND ST21 EUR 2,25	16.35	93	
IT0004759673	BTP 1M222EUR 5%	618.47	10 380		DE0001135424	BUND GE21 EUR 2,5	15.52	79	

EUROBONDS REPUBLIC OF ITALY - September 2012					SUPRANATIONAL ENTITIES - September 2012				
ISIN	DESC	eur m	TRADES		ISIN	DESC	eur m	TRADES	
US465410BG26	ITALY 33USD 5,375	33.82	1 630		EU000A1G0AG3	EFSF MZ14 EUR 1	11.51	942	
US465410BN76	ITALY 15USD 4,50	12.42	371		XS0290050524	BEI 24 EUR 4,125	9.30	145	
US465410AH18	ITALY SET23USD 6,875	11.50	557		XS0070553820	BEI NV26 ZC USD	8.93	531	
US465410BV92	ITALY GE15 USD 3,125	9.16	96		XS0219808549	BEI-05/20FX CMS LINK	8.29	252	
XS0098449456	ITALY 29EUR FRN	9.14	515		XS0648456167	BEI LG18 TRY 9,25	7.82	159	

BANKS - September 2012					CORPORATE - September 2012				
ISIN	DESC	eur m	TRADES		ISIN	DESC	eur m	TRADES	
IT0006699505	CREDIT SUISSE AG15 TF PLUS BANCOPOSTA4	77.75	3 519		IT0004794142	ENEL TF 4,875 2012-2018	85.82	4 511	
NL0009060862	RBS ST14 INFLAZIONE EUROPEA	60.75	2 747		IT0004576978	ENEL TF 3,5 2010-2016	52.13	4 705	
IT0006707159	BARCLAYS 2009/2015 TASSO FISSO BP 4,40%	50.62	2 369		IT0004576994	ENEL TV 2010-2016	26.89	2 136	
IT0004540719	MEDIOBANCA TASSO FISSO 3 2009/2014	30.70	1 887		IT0004760655	ENI OT17 TF 4,875 EUR	26.30	1 267	
NL0009483825	RBS GN20 ROYAL 5%	24.12	912		IT0004794159	ENEL TV 2012-2018	24.59	1 419	

**TYPE OF STRUCTURE - MOST TRADED BONDS IN TERMS OF TURNOVER**

PLAIN VANILLA - September 2012					STRUCTURED INTEREST RATE - September 2012				
ISIN	DESC	eur m	TRADES		ISIN	DESC	eur m	TRADES	
IT0004794142	ENEL TF 4,875 2012-2018	85.82	4 511		IT0004720436	MEDIOBANCA GN21 TV QUARTO ATTO SUB LOWT2	22.67	1 662	
IT0004576978	ENEL TF 3,5 2010-2016	52.13	4 705		NL0009289313	RBS GE20 ROYAL 8% -EURIBOR	14.64	797	
IT0006707159	BARCLAYS 2009/2015 TASSO FISSO BP 4,40%	50.62	2 369		IT0006719469	RBS MG17 TASSO FISSO STEP UP 6 ANNI	14.56	518	
US465410BG26	ITALY 33USD 5,375	33.82	1 630		XS0515004157	CREDIT AGRICOLE GN16 FIXED TO FLOATING	12.50	187	
DE0001137321	SCHATZ DC12 EUR 1	33.34	294		IT0006714403	BARCLAYS MG16 EUR 6Y CAPPED & FLOORED TV	12.23	536	

INFLATION LINKED - September 2012					INDEX LINKED - September 2012				
ISIN	DESC	eur m	TRADES		ISIN	DESC	eur m	TRADES	
NL0009060862	RBS ST14 INFLAZIONE EUROPEA	60.75	2 747		IT0006699505	CREDIT SUISSE AG15 TF PLUS BANCOPOSTA4	77.75	3 519	
IT0006706326	BARCLAYS SCUDO OT19 EUR 10Y INFL FLOORED	20.51	423		IT0004375736	BIMI ST14 BANCOPOSTA4 RELOAD3	18.15	1 031	
IT0003594873	BCA INTESA-14 S-T IT	13.34	1 049		IT0006640236	MORGAN ST-13 RELOAD3	12.01	769	
IT0006632035	MORGAN ST-AP13SC TOT	12.21	553		IT0006645326	MERRILL-13 BP5 REL3	11.57	710	
IT0006673401	BARCLAYS-S13 IT INFL	11.41	481		IT0004429202	BIMI FB15 TASSO FISSO PLUS BANCOPOSTA	10.83	645	

EQUITY LINKED - September 2012					COMMODITY LINKED - September 2012				
ISIN	DESC	eur m	TRADES		ISIN	DESC	eur m	TRADES	
IT0006664459	DEUTSCHE BANK LG14 TOPTEN BANCOPOSTA	5.60	389		XS0638296920	BOFA GN18 MC INVEST BOND ORO	0.18	46	
IT0004397292	BIMI NV14 TOP10BP II	5.49	428						
IT0001278941	CENTROB-13EQUITY LKD	1.18	78						
IT0006707803	BARCLAYS OT15 EUR 6Y EQUITY BONUS	1.04	66						
IT0006707811	BARCLAYS OT14 5Y AUTOCALL DOUBLE CHANGE	0.47	51						

**News**

In September 4 Italian Government bonds and the following instruments were listed on MOT market:  
 - "Bund 1.50% due on 4 September 2022" (ISIN DE0001135499)  
 - "Bobl 0.50% due on 13 October 2017" (ISIN DE0001141646)  
 - "Mediobanca MB4 Tasso Misto 2012/2017" (ISIN IT0004839020)  
 - "Mediobanca MB5 Tasso Misto 2012/2016" (ISIN XS0811450757)  
 - "EIB \$ 1.00% Notes Due 2015" (ISIN US298785FX98)  
 - "EIB \$ 1.875 per cent. Bonds due 15 October 2019" (ISIN XS0821238226)  
 - "EIB \$ 1.125% Notes Due 2017" (ISIN US298785FY71)  
 - "EFSF EUR 2.25 per cent. Guaranteed Notes due 5 September 2022" (EU000A1G0A16)

**Markets Analysis**

Piazza Affari, 6 - 20123 Milano  
 T +39 02 72426.478 | Fax +39 02 8646.4323  
 e-mail: research@borsaitaliana.it  
 www.borsaitaliana.it

