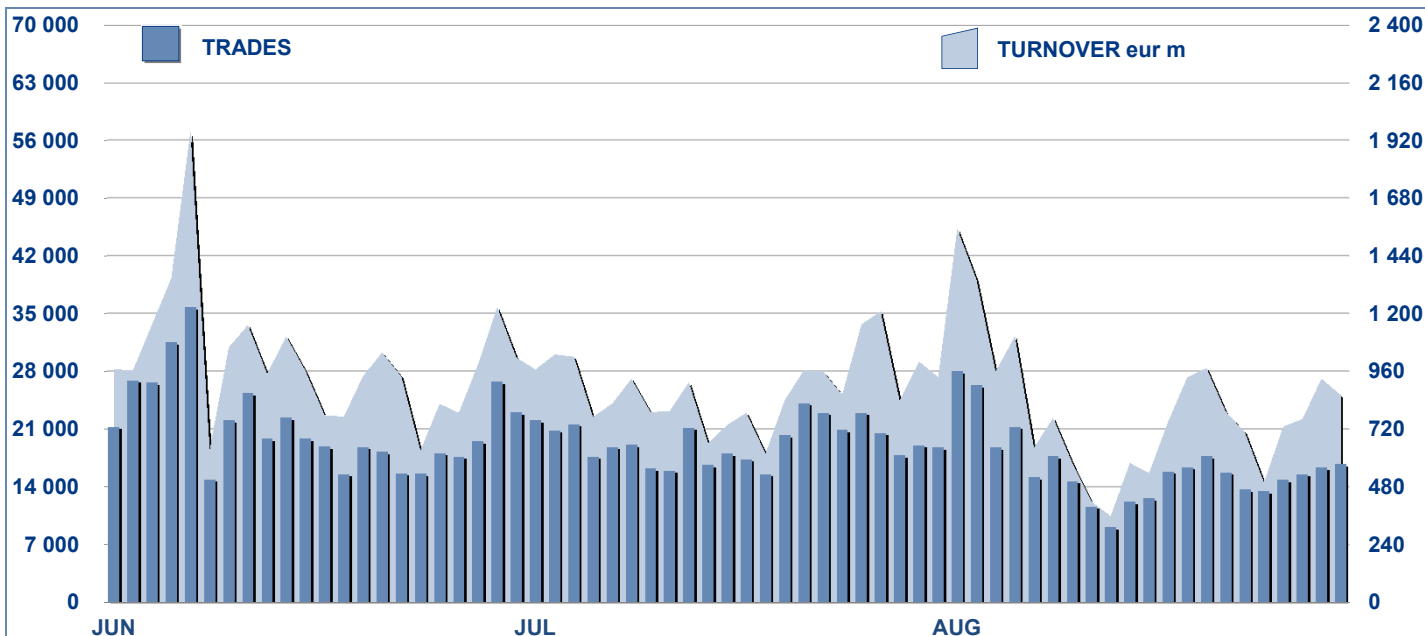


MOT DAILY TURNOVER



MAIN INDICATORS

LISTED BOND

TRADING

DEC 2011	JULY 2012		AUGUST 2012	
LISTED	LISTED	NEW LISTED	LISTED	NEW LISTED
END of MONTH	END of MONTH	BEGIN of JAN 2012	END of MONTH	BEGIN of JAN 2012

JULY 2012		AUGUST 2012		JAN-AUG 2012	
TRADES	TURNOVER	TRADES	TURNOVER	TRADES	TURNOVER
number	eur m	number	eur m	number	eur m

MARKET SEGMENTS

ITALIAN GOVERNMENT BONDS	99	105	31	104	34	336 184	17 959.3	280 747	16 404.2	3 169 050	182 050.1
BONDS	410	709	344	709	347	69 144	1 029.1	60 540	853.6	589 958	8 725.1
EUROBONDS and ABSs	317	356	71	357	72	27 909	735.1	21 903	487.1	222 221	4 971.0
TOTAL	826	1 170	446	1 170	453	433 237	19 723.5	363 190	17 745.0	3 981 229	195 746.2

ISSUERS

ITALIAN GOVERNMENT BONDS	99	105	31	104	34	336 184	17 959.3	280 747	16 404.2	3 169 050	182 050.1
EUROBONDS REPUBLIC OF ITALY	15	14	-	14	-	2 793	70.5	2 107	44.8	24 816	563.1
FOREIGN PUBLIC DEBT	159	162	29	163	30	13 364	368.8	12 090	231.9	117 827	2 484.7
SUPRANATIONAL ENTITIES	155	174	30	173	30	12 301	281.5	8 639	211.1	92 789	1 887.4
BANKS	382	699	354	698	355	53 582	815.9	44 483	630.5	422 814	6 109.3
CORPORATE (*)	16	16	2	18	4	15 013	227.6	15 124	222.4	153 933	2 651.7
ABS	-	-	-	-	-	-	-	-	-	-	-
TOTAL	826	1 170	446	1 170	453	433 237	19 723.5	363 190	17 745.0	3 981 229	195 746.2

(*) BOC and BOP are included

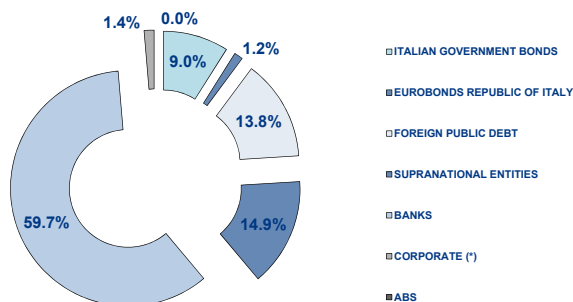
TYPE OF STRUCTURE

PLAIN VANILLA	414	735	381	737	385	50 241	1 141.7	42 102	855.3	432 327	8 914.6
STRUCTURED INTEREST RATE	200	218	26	217	26	30 387	374.9	27 094	289.4	247 583	2 807.9
INFLATION LINKED	55	52	1	52	1	6 798	98.7	6 839	111.1	61 056	946.9
INDEX LINKED	42	43	6	43	6	8 856	138.3	5 849	77.5	65 625	958.1
EQUITY LINKED	10	11	1	11	1	730	10.5	527	6.9	5 099	63.0
FUND LINKED	-	-	-	-	-	-	-	-	-	-	-
COMMODITY LINKED	2	2	-	2	-	15	0.1	15	0.1	252	1.5
CURRENCY LINKED	4	4	-	4	-	26	0.1	17	0.4	237	4.0

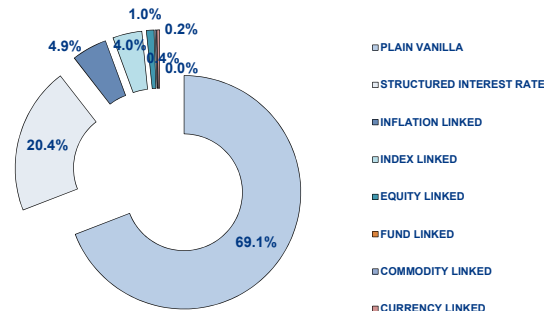
ITALIAN GOVERNMENT BONDS	99	105	31	104	34	336 184	17 959.3	280 747	16 404.2	3 169 050	182 050.0
TOTAL	826	1 170	446	1 170	453	433 237	19 723.5	363 190	17 745.0	3 981 229	195 746.2

FOCUS ON LISTED BONDS - END OF MONTH

LISTED BY ISSUERS



LISTED BY TYPE OF STRUCTURE



Italian Government Bonds are not included

ISSUERS - MOST TRADED BONDS IN TERMS OF TURNOVER

ITALIAN GOVERNMENT BONDS - August 2012				FOREIGN PUBLIC DEBT - August 2012			
ISIN	DESC	eur m	TRADES	ISIN	DESC	eur m	TRADES
IT0004801541	BTP-1ST22EUR5,5	1 282.83	13 696	DE0001137313	SCHATZ ST12 EUR 0,75	43.65	463
IT0004820426	BTP1GN17EUR4,75	788.51	7 646	DE0001135457	BUND ST21 EUR 2,25	23.55	137
IT0003934657	BTP-1FB37 4%	521.57	18 594	DE0001137339	SCHATZ MZ13 EUR 1,5	18.94	261
IT0004101447	CCT-LG13 IND	428.34	2 750	DE0001141547	BOBL AP14 EUR 2,25	18.13	287
IT0004840788	BTP TF 4,50% LG15 EUR	404.24	2 124	DE0001135424	BUND GE21 EUR 2,5	12.80	74

EUROBONDS REPUBLIC OF ITALY - August 2012				SUPRANATIONAL ENTITIES - August 2012			
ISIN	DESC	eur m	TRADES	ISIN	DESC	eur m	TRADES
US465410BG26	ITALY 33USD 5,375	12.67	851	EU000A1G0AG3	EFSF MZ14 EUR 1	11.79	796
US465410BN76	ITALY 15USD 4,50	6.34	236	XS0580501210	BEI GE16 TRY 7,25	9.73	339
US465410AH18	ITALY SET23USD 6,875	4.54	326	XS0070553820	BEI NV26 ZC USD	6.10	376
US465410BF43	ITALY 13USD 4,375	3.57	106	XS0219808549	BEI-05/20FX CMS LINK	6.00	166
US465410BQ08	ITALY 16USD 4,75	3.32	38	IT0006506007	BEI-96/16 ZC	5.97	430

BANKS - August 2012				CORPORATE - August 2012			
ISIN	DESC	eur m	TRADES	ISIN	DESC	eur m	TRADES
NL0009060862	RBS ST14 INFLAZIONE EUROPEA	22.21	1 082	IT0004794142	ENEL TF 4,875 2012-2018	64.65	3 558
NL0009483825	RBS GN20 ROYAL 5%	16.71	849	IT0004576978	ENEL TF 3,5 2010-2016	39.75	3 467
IT0006699505	CREDIT SUISSE AG15 TF PLUS BANCOPOSTA4	13.92	705	IT0004576994	ENEL TV 2010-2016	15.76	1 370
IT0004827314	BIMI GN15 TF 4,5 COLLEZIONE USD	13.75	653	IT0004760655	ENI OT17 TF 4,875 EUR	15.22	881
IT0006719469	RBS MG17 TASSO FISSO STEP UP 6 ANNI	12.81	503	IT0004292691	ENEL-07/15 IND	13.89	859

TYPE OF STRUCTURE - MOST TRADED BONDS IN TERMS OF TURNOVER

PLAIN VANILLA - August 2012				STRUCTURED INTEREST RATE - August 2012			
ISIN	DESC	eur m	TRADES	ISIN	DESC	eur m	TRADES
IT0004794142	ENEL TF 4,875 2012-2018	64.65	3 558	IT0006719469	RBS MG17 TASSO FISSO STEP UP 6 ANNI	12.81	503
DE0001137313	SCHATZ ST12 EUR 0,75	43.65	463	IT0006714403	BARCLAYS MG16 EUR 6Y CAPPED & FLOORED TV	10.66	541
IT0004576978	ENEL TF 3,5 2010-2016	39.75	3 467	IT0001307286	MEDIOLOMB-19EU 3 RFC	10.40	894
DE0001135457	BUND ST21 EUR 2,25	23.55	137	IT0006718842	SG MZ16 EURIBOR8M - CAP & FLOOR	9.46	274
DE0001137339	SCHATZ MZ13 EUR 1,5	18.94	261	IT0004720436	MEDIOBANCA GN21 TV QUARTO ATTO SUB LOWT2	8.70	761

INFLATION LINKED - August 2012				INDEX LINKED - August 2012			
ISIN	DESC	eur m	TRADES	ISIN	DESC	eur m	TRADES
NL0009060862	RBS ST14 INFLAZIONE EUROPEA	22.21	1 082	IT0006699505	CREDIT SUISSE AG15 TF PLUS BANCOPOSTA4	13.92	705
IT0006673401	BARCLAYS-S13 IT INFL	10.08	380	IT0006645326	MERRILL-13 BP5 REL3	6.09	438
IT0006632035	MORGAN ST-AP13SC TOT	10.08	433	IT0004147945	UNICREDITO MZ13 BANCOPOSTA1 RELOAD3	5.72	457
IT0003594873	BCA INTESA-14 S-T IT	6.71	705	IT0006636218	MORGAN ST-LG13 ENALT	5.02	348
IT0004576556	BIMI INFLATION LINKED 22 MARZO 2015	6.08	548	IT0006630344	GOLDMAN S-13 REL BP	4.35	404

EQUITY LINKED - August 2012				COMMODITY LINKED - August 2012			
ISIN	DESC	eur m	TRADES	ISIN	DESC	eur m	TRADES
IT0004397292	BIMI NV14 TOP10BP II	2.22	190	XS0638296920	BOFA GN18 MC INVEST BOND ORO	0.07	15
IT0006664459	DEUTSCHE BANK LG14 TOPTEN BANCOPOSTA	2.17	170				
IT0001278941	CENTROB-13EQUITY LKD	1.25	64				
IT0006719584	MACQUARIE STR SEC AP17 STEP UP ENERGY	0.42	18				
IT0006707803	BARCLAYS OT15 EUR 6Y EQUITY BONUS	0.32	24				

News

In August 3 Italian Government bonds and the following instruments were listed on MOT market:

- "Unicredit S.p.A. 2012/2018 "Fasso Fisso BancoPosta 5,00%" (ISIN IT0004808421)
- "Intek S.p.A. 2012 - 2017" (ISIN IT0004821689)
- "Strumento finanziario partecipativo di natura obbligazionaria KME Group S.p.A. 2012 - 2017" (ISIN IT0004821846)
- "100% Schatz due on 12 September 2014" (ISIN DE0001137396)

Markets Analysis

Piazza Affari, 6 - 20123 Milano
 T +39 02 72426.478 | Fax +39 02 8646.4323
 e-mail: research@borsaitaliana.it
www.borsaitaliana.it



Borsa Italiana
 London Stock Exchange Group