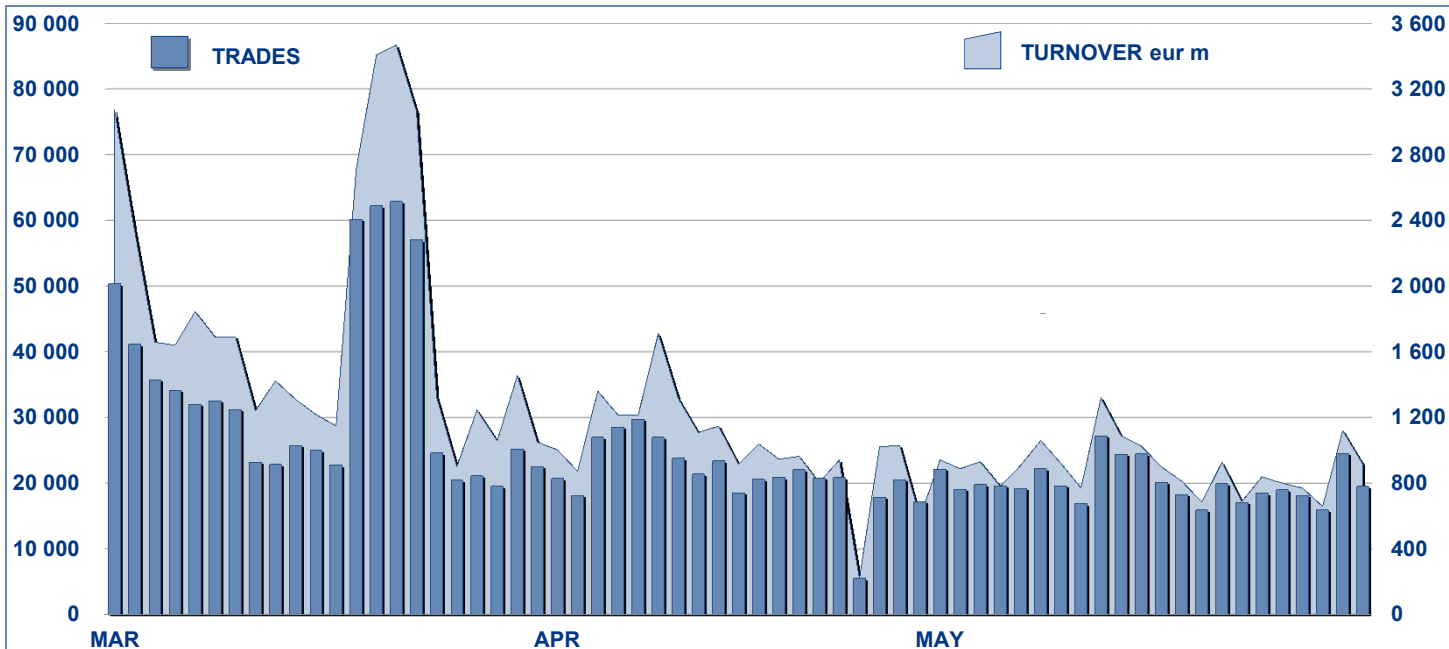


## MOT DAILY TURNOVER



## MAIN INDICATORS

### LISTED BOND

### TRADING

	DEC 2011		APRIL 2012		MAY 2012		APRIL 2012		MAY 2012		JAN - MAY 2012	
	LISTED	END OF MONTH	LISTED	NEW LISTED	LISTED	NEW LISTED	TRADES	TURNOVER	TRADES	TURNOVER	TRADES	TURNOVER
				BEGIN OF JAN 2012	END OF MONTH	BEGIN OF JAN 2012	number	eur m	number	eur m	number	eur m

#### MARKET SEGMENTS

ITALIAN GOVERNMENT BONDS	99	105	20	107	25	313 534	18 146.5	326 810	18 157.8	2 188 447	128 065.6
BONDS	410	712	328	711	333	61 129	912.9	67 683	968.6	398 311	5 967.8
EUROBONDS and ABSs	317	335	42	341	48	31 790	436.7	49 176	726.5	146 203	3 035.4
<b>TOTAL</b>	<b>826</b>	<b>1 152</b>	<b>390</b>	<b>1 159</b>	<b>406</b>	<b>406 453</b>	<b>19 496.1</b>	<b>443 669</b>	<b>19 852.9</b>	<b>2 732 961</b>	<b>137 068.8</b>

#### ISSUERS

ITALIAN GOVERNMENT BONDS	99	105	20	107	25	313 534	18 146.5	326 810	18 157.8	2 188 447	128 065.6
EUROBONDS REPUBLIC OF ITALY	15	15	-	15	-	2 215	46.5	2 918	63.8	16 789	367.3
FOREIGN PUBLIC DEBT	159	163	25	167	29	18 400	214.8	31 751	399.8	78 117	1 459.1
SUPRANATIONAL ENTITIES	155	167	17	167	19	13 074	189.8	17 023	281.5	60 911	1 169.2
BANKS	382	686	326	687	331	45 011	652.2	48 974	690.1	279 469	4 022.6
CORPORATE (*)	16	16	2	16	2	14 219	246.3	16 193	260.0	109 228	1 985.0
ABS	-	-	-	-	-	-	-	-	-	-	-
<b>TOTAL</b>	<b>826</b>	<b>1 152</b>	<b>390</b>	<b>1 159</b>	<b>406</b>	<b>406 453</b>	<b>19 496.1</b>	<b>443 669</b>	<b>19 852.9</b>	<b>2 732 961</b>	<b>137 068.8</b>

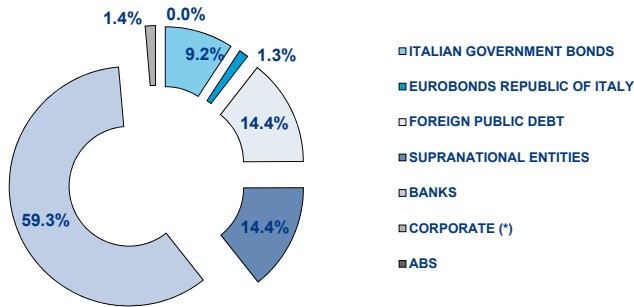
(\*) BOC and BOP are included

#### TYPE OF STRUCTURE

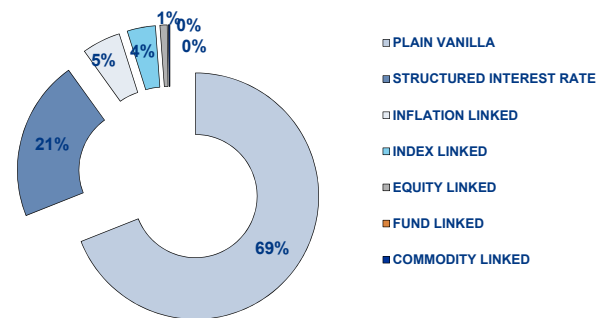
PLAIN VANILLA	414	715	343	723	353	43 570	817.9	53 404	1 133.8	293 628	5 835.8
STRUCTURED INTEREST RATE	200	222	25	221	26	33 811	294.2	48 528	354.5	163 192	1 837.3
INFLATION LINKED	55	54	1	53	1	5 875	90.2	7 201	109.0	40 055	636.6
INDEX LINKED	42	40	1	39	1	9 034	140.3	7 115	90.5	44 200	652.1
EQUITY LINKED	10	10	-	10	-	575	6.4	553	6.6	3 105	37.0
FUND LINKED	-	-	-	-	-	-	-	-	-	-	-
COMMODITY LINKED	2	2	-	2	-	37	0.2	21	0.1	192	1.3
CURRENCY LINKED	4	4	-	4	-	17	0.4	37	0.6	142	3.2
ITALIAN GOVERNMENT BONDS	99	105	20	107	25	313 534	18 146.5	326 810	18 157.8	2 188 447	128 065.5
<b>TOTAL</b>	<b>826</b>	<b>1 152</b>	<b>390</b>	<b>1 159</b>	<b>406</b>	<b>406 453</b>	<b>19 496.1</b>	<b>443 669</b>	<b>19 852.9</b>	<b>2 732 961</b>	<b>137 068.8</b>

## FOCUS ON LISTED BONDS - END OF MONTH

## LISTED BY ISSUERS



## LISTED BY TYPE OF STRUCTURE



Italian Government Bonds are not included

## ISSUERS - MOST TRADED BONDS IN TERMS OF TURNOVER

ITALIAN GOVERNMENT BONDS - MAY 2012				FOREIGN PUBLIC DEBT - MAY 2012			
ISIN	DESC	eur m	TRADES	ISIN	DESC	eur m	TRADES
IT0004801541	BTP-1ST22EUR5,5	1 062.99	12 799	DE0001137305	SCHATZ GN12 EUR 0,5	38.95	116
IT0004793474	BTP-1MG17 4,75	970.30	9 944	DE0001137321	SCHATZ DC12 EUR 1	38.64	278
IT0004759673	BTP 1M222EUR 5%	857.26	11 159	DE0001137313	SCHATZ ST12 EUR 0,75	36.72	362
IT0003934657	BTP-1FB37 4%	712.39	22 264	DE0001135457	BUND ST21 EUR 2,25	17.86	112
IT0001444378	BTP-1MG31 6%	583.62	12 678	DE0001141547	BOBL AP14 EUR 2,25	15.34	220
EUROBONDS REPUBLIC OF ITALY - MAY 2012				SUPRANATIONAL ENTITIES - MAY 2012			
ISIN	DESC	eur m	TRADES	ISIN	DESC	eur m	TRADES
US465410BG26	ITALY 33USD 5,375	11.44	897	EU000A1G0AG3	EFSF MZ14 EUR 1	14.16	3 212
US465410BN76	ITALY 15USD 4,50	9.11	370	EU000A1G0AF5	EFSF MZ13 EUR 0,4	12.33	3 036
US465410AH18	ITALY SET23USD 6,875	8.28	497	XS0544644957	BEI ST22 EUR 3	9.07	210
XS0453097205	CREDITO OFICIAL OT15 FLOATING RATE NOTES	7.69	182	XS0580501210	BEI GE16 TRY 7,25	8.83	405
US465410BF43	ITALY 13USD 4,375	5.87	211	US298785FS04	BEI OT16 USD 1,25	8.69	186
BANKS - MAY 2012				CORPORATE - MAY 2012			
ISIN	DESC	eur m	TRADES	ISIN	DESC	eur m	TRADES
IT0006712142	BARCLAYS SCUD GE25 EUR15YEARS7,5	17.75	473	IT0004794142	ENEL TF 4,875 2012-2018	72.16	4 193
IT0004540719	MEDIOBANCA TASSO FISSO 3 2009/2014	16.04	1 098	IT0004576978	ENEL TF 3,5 2010-2016	35.59	3 228
IT0006673401	BARCLAYS-S13 IT INFL	13.03	496	IT0004760655	ENI OT17 TF 4,875 EUR	32.52	1 415
IT0004632680	UBI ST12 TASSO FISSO 2,15%	12.66	480	IT0004503717	ENI 06/2015 FX 4% EUR	21.17	1 240
IT0004540842	MEDIOBANCA TASSO VAR 2009/2014	12.10	762	IT0004503766	ENI 06/2015 EURIBOR6M+0.89 EUR	18.31	1 219

## TYPE OF STRUCTURE - MOST TRADED BONDS IN TERMS OF TURNOVER

PLAIN VANILLA - MAY 2012				STRUCTURED INTEREST RATE - MAY 2012			
ISIN	DESC	eur m	TRADES	ISIN	DESC	eur m	TRADES
IT0004794142	ENEL TF 4,875 2012-2018	72.16	4 193	IT0006712142	BARCLAYS SCUDO GE25EUR15YEARS 7,5	17.75	473
IT0004576978	ENEL TF 3,5 2010-2016	35.59	3 228	IT0004771710	MPS NV17 STEPBYPSTEP EUR BPOSTA 6Y	11.89	752
DE0001137305	SCHATZ GN12 EUR 0,5	33.92	59	IT0004372162	DEXIA-GN12FIX TO CMS	9.87	514
IT0004760655	ENI OT17 TF 4,875 EUR	32.52	1 415	IT0006715392	BARCLAYS SCUDO GN2515Y10,5INVL	9.01	364
DE0001137321	SCHATZ DC12 EUR 1	27.93	144	IT0004796451	BIMI MZ18 SC EUR COLLEZIONE STEPUP	8.84	589
INFLATION LINKED - MAY 2012				INDEX LINKED - MAY 2012			
ISIN	DESC	eur m	TRADES	ISIN	DESC	eur m	TRADES
IT0006673401	BARCLAYS-S13 IT INFL	13.03	496	IT0004315047	BANCO POPOLARE MG14RELOAD3 BPOSTA2	11.98	715
IT0003657563	BCA INTESA-14 ST EUR	8.94	792	IT0004464407	MEDIOBANCA TF 3,5 6/2015 PLUS BP III COL	7.20	443
IT0003594873	BCA INTESA-14 S-T IT	7.52	809	IT0006699505	CREDIT SUISSE AG15 TF PLUS BANCOPOSTA4	6.15	365
IT0003623003	MEDIOB-14 VAL REALE	7.50	289	IT0004147945	UNICREDITO MZ13 BANCOPOSTA1 RELOAD3	6.01	606
NL0009060862	RBS ST14 INFLAZIONE EUROPEA	7.37	316	IT0004429202	BIMI FB15 TASSO FISSO PLUS BANCOPOSTA	5.86	427
EQUITY LINKED - MAY 2012				COMMODITY LINKED - MAY 2012			
ISIN	DESC	eur m	TRADES	ISIN	DESC	eur m	TRADES
IT0004397292	BIMI NV14 TOP10BP II	2.51	227	XS0638296920	BOFA GN18 MC INVEST BOND ORO	0.07	21
IT0006644459	DEUTSCHE BANK LG14TOPTEN BPOSTA	1.69	138	IT0006720129	BARCLAYS SCUDO LG16TVEUR COMLINKED	-	-
IT0001278941	CENTROB-13EQUITY LKD	1.51	87	IT0006720129	BARCLAYS BANK 11/16 TITOLO CON CED TV EUF	0.00	1
IT0006707811	BARCLAYS OT14 5Y AUTOC DOUB CH	0.27	21				
IT0006707803	BARCLAYS OT15 EUR 6Y EQUITY BONUS	0.22	10				

## News

Markets Analysis  
 Piazza Affari, 6 - 20123 Milano  
 T +39 02 72426.478 | Fax +39 02 8646.4323  
 e-mail: research@borsaitaliana.it  
 www.borsaitaliana.it

 **Borsa Italiana**  
 London Stock Exchange Group

The publication of this document does not represent solicitation, by Borsa Italiana S.p.A., of public saving and is not to be considered as a recommendation by Borsa Italiana as to the suitability of the investment, if any, herein described. This document has not to be considered complete and it is meant for information and discussion purposes only. Borsa Italiana accepts no liability, arising, without limitation to the generality of the foregoing, from inaccuracies and/or mistakes, for decisions and/or actions taken by any party based on this documents.

Trademarks Borsa Italiana and Borsa Italiana's logo, IDEM, MOT, MTA, STAR, SeDeX, MIB, IDEX, Bit Club, Academy, MiniFIB, DDM, EuroMOT, Market Connect, NIS, Borsa Virtuale, ExtraMOT, MIV are owned by Borsa Italiana S.p.A. FTSE is a registered trademark of London Stock Exchange plc and The Financial Times Limited and is used by FTSE International Limited under licence.

London Stock Exchange, the coat of arms device and AIM are a registered trademark of London Stock Exchange plc. The above trademarks and any other trademark owned by the London Stock Exchange Group cannot be used without express written consent by the Company having the ownership of the same. Borsa Italiana S.p.A. and its subsidiaries are subject to direction and coordination of London Stock Exchange Group Holdings (Italy) Ltd - Italian branch.

© May 2012 Borsa Italiana S.p.A. All rights reserved.