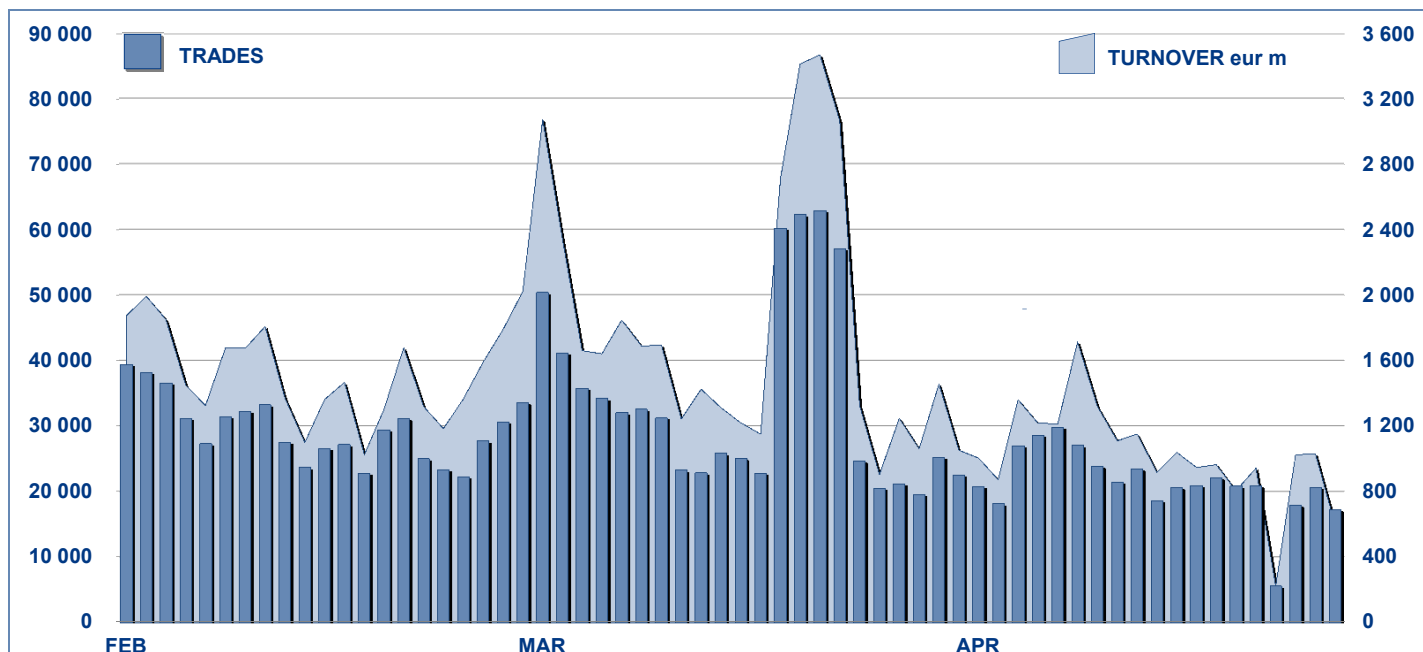


## MOT DAILY TURNOVER

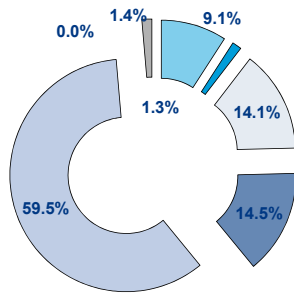


## MAIN INDICATORS

	LISTED BOND					TRADING						
	DEC 2011		MARCH 2012		APRIL 2012		MARCH 2012		APRIL 2012		JAN - APR 2012	
	LISTED END of MONTH	LISTED END of MONTH	NEW LISTED BEGIN of JAN 2012	LISTED END of MONTH	NEW LISTED BEGIN of JAN 2012	TRADES number	TURNOVER eur m	TRADES number	TURNOVER eur m	TRADES number	TURNOVER eur m	
<b>MARKET SEGMENTS</b>												
ITALIAN GOVERNMENT BONDS	99	106	17	105	20	630 479	37 850.9	313 534	18 146.5	1 861 637	109 907.7	
BONDS	410	711	323	712	328	103 084	1 584.1	61 129	912.9	330 628	4 999.2	
EUROBONDS and ABSs	317	309	13	335	42	20 919	611.8	31 790	436.7	97 027	2 308.9	
<b>TOTAL</b>	<b>826</b>	<b>1 126</b>	<b>353</b>	<b>1 152</b>	<b>390</b>	<b>754 482</b>	<b>40 046.9</b>	<b>406 453</b>	<b>19 496.1</b>	<b>2 289 292</b>	<b>117 215.9</b>	
<b>ISSUERS</b>												
ITALIAN GOVERNMENT BONDS	99	106	17	105	20	630 479	37 850.9	313 534	18 146.5	1 861 637	109 907.7	
EUROBONDS REPUBLIC OF ITALY	15	15	-	15	-	4 180	89.1	2 215	46.5	13 871	303.5	
FOREIGN PUBLIC DEBT	159	144	3	163	25	8 414	284.8	18 400	214.8	46 366	1 059.4	
SUPRANATIONAL ENTITIES	155	161	10	167	17	11 505	248.7	13 074	189.8	43 888	887.8	
BANKS	382	684	321	686	326	71 984	1 066.1	45 011	652.2	230 495	3 332.5	
CORPORATE (*)	16	16	2	16	2	27 920	507.3	14 219	246.3	93 035	1 725.0	
ABS	-	-	-	-	-	-	-	-	-	-	-	
<b>TOTAL</b>	<b>826</b>	<b>1 126</b>	<b>353</b>	<b>1 152</b>	<b>390</b>	<b>754 482</b>	<b>40 046.9</b>	<b>406 453</b>	<b>19 496.1</b>	<b>2 289 292</b>	<b>117 215.9</b>	
(*) BOC and BOP are included												
<b>TYPE OF STRUCTURE</b>												
PLAIN VANILLA	414	707	330	715	343	69 714	1 382.5	43 570	817.9	240 224	4 702.0	
STRUCTURED INTEREST RATE	200	202	4	222	25	31 840	458.4	33 811	294.2	114 664	1 482.8	
INFLATION LINKED	55	54	1	54	1	10 023	159.7	5 875	90.2	32 854	527.6	
INDEX LINKED	42	41	1	40	1	11 577	185.1	9 034	140.3	37 085	561.6	
EQUITY LINKED	10	10	-	10	-	782	9.3	575	6.4	2 552	30.4	
FUND LINKED	-	-	-	-	-	-	-	-	-	-	-	
COMMODITY LINKED	2	2	-	2	-	41	0.2	37	0.2	171	1.2	
CURRENCY LINKED	4	4	-	4	-	26	0.6	17	0.4	105	2.6	
ITALIAN GOVERNMENT BONDS	99	106	17	105	20	630 479	37 850.9	313 534	18 146.5	1 861 637	109 907.7	
<b>TOTAL</b>	<b>826</b>	<b>1 126</b>	<b>353</b>	<b>1 152</b>	<b>390</b>	<b>754 482</b>	<b>40 046.9</b>	<b>406 453</b>	<b>19 496.1</b>	<b>2 289 292</b>	<b>117 215.9</b>	

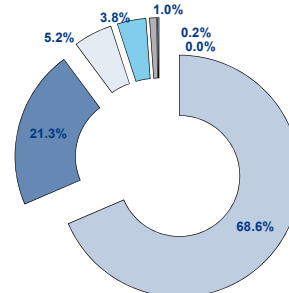
## FOCUS ON LISTED BONDS - END OF MONTH

## LISTED BY ISSUERS



- ITALIAN GOVERNMENT BONDS
- EUROBONDS REPUBLIC OF ITALY
- FOREIGN PUBLIC DEBT
- SUPRANATIONAL ENTITIES
- BANKS
- CORPORATE (\*)
- ABS

## LISTED BY TYPE OF STRUCTURE



- PLAIN VANILLA
- STRUCTURED INTEREST RATE
- INFLATION LINKED
- INDEX LINKED
- EQUITY LINKED
- FUND LINKED
- COMMODITY LINKED

Italian Government Bonds are not included

## ISSUERS - MOST TRADED BONDS IN TERMS OF TURNOVER

ITALIAN GOVERNMENT BONDS - APRIL 2012				FOREIGN PUBLIC DEBT - APRIL 2012			
ISIN	DESC	eur m	TRADES	ISIN	DESC	eur m	TRADES
IT0004801541	B.T.P. 01/03/2012 - 01/09/2022 TIT CON CED TF 5.50% f	853.31	9 345	DE0001141547	BOBL 09/14 TIT CON CED TF 2,25% EUR	23.50	177
IT0004759673	B.T.P. 01/09/2011 - 01/03/2022 TIT CON CED 5% TF EUR	790.85	12 112	FR0113087466	BTAN 08/13 TIT CON CED TF 3,75% EUR	13.85	198
IT0001444378	B.T.P. 99/31 TIT CON CED TF 6% EUR	658.55	14 037	DE0001137313	SCHATZ 10/12 TIT CON CED TF 0,75% EUR	13.82	78
IT0003934657	B.T.P. 05/37 TIT CON CED TF 4.00% EUR	626.07	20 193	DE0001137321	SCHATZ 10/12 TIT CON CED TF 1% EUR	12.99	169
IT0004805070	B.T.P. 01/03/2012 - 01/03/2015 TIT CON CED TF 2.50% f	564.44	2 263	DE0001135234	BUND 03/13 TIT CON CED TF 3,75% EUR	9.12	57
EUROBONDS REPUBLIC OF ITALY - APRIL 2012				SUPRANATIONAL ENTITIES - APRIL 2012			
ISIN	DESC	eur m	TRADES	ISIN	DESC	eur m	TRADES
US465410BG26	REP OF IT 03/33 TIT CON CED TF 5,375% USD	10.71	717	EU000A1G0AG3	EUROPEAN FINANC STABILITY FACILITY 12/14	14.76	3 267
US465410AH18	REPC OF IT 93/23 TIT CON CED TF 6,875% USD	8.91	486	EU000A1G0AF5	EUROPEAN FINANC STABILITY FACILITY 12/13	13.42	3 171
XS0453097205	INSTITDE CRED OFICIAL 09/15 TIT CON CED TV EUR	8.83	187	XS0580501210	B.E.I. 11/16 TIT CON CED TF 7,25% TRY	7.51	275
US465410BN76	REP OF IT 05/15 TIT CON CED TF 4,50% USD	3.71	164	US298785FS04	B.E.I 11/16 TIT CON CED TF 1,25% USD	6.17	98
XS0098449456	REP OF IT 99/29 TIT CON CED TV EUR	3.44	279	IT0006506007	B.E.I. 96/16 ZERO COUP EUR	6.01	426
BANKS - APRIL 2012				CORPORATE - APRIL 2012			
ISIN	DESC	eur m	TRADES	ISIN	DESC	eur m	TRADES
IT0004291172	MEDIOBANCA 08/14 MULTI COUP EUR	22.31	1 053	IT0004794142	ENEL 12/18 TIT CON CED TF 4.875% EUR	73.71	3 846
IT0004796451	BANCA IMI 12/18 STEP COUP EUR	16.33	844	IT0004576978	ENEL 10/16 TIT CON CED TF 3.50% EUR	31.98	2 811
IT0004540719	MEDIOBANCA 09/14 TIT CON CED TF 3.00% EUR	15.43	1 074	IT0004760655	ENI 11/17 TIT CON CED TF 4.875 EUR	31.85	1 180
IT0004540842	MEDIOBANCA 09/14 TIT CON CED TV EUR	13.20	716	IT0004503766	ENI 09/15 TIT CON CED TV EUR	18.78	1 247
IT0004464407	MEDIOBANCA 09/15 MULTI COUP EUR	12.69	630	IT0004794159	ENEL 12/18 TIT CON CED TV EUR	18.61	980

## TYPE OF STRUCTURE - MOST TRADED BONDS IN TERMS OF TURNOVER

PLAIN VANILLA - APRIL 2012				STRUCTURED INTEREST RATE - APRIL 2012			
ISIN	DESC	eur m	TRADES	ISIN	DESC	eur m	TRADES
IT0004794142	ENEL 12/18 TIT CON CED TF 4.875% EUR	73.71	3 846	IT0004796451	BANCA IMI 12/18 STEP COUP EUR	16.33	844
IT0004576978	ENEL 10/16 TIT CON CED TF 3.50% EUR	31.98	2 811	IT0004720436	MEDIOBANCA 11/21 TIT CON CED TV SUB EUR	12.01	895
IT0004760655	ENI 11/17 TIT CON CED TF 4.875 EUR	31.85	1 180	IT0004372162	DEXIA CREDIOP 08/12 MULTI COUP EUR	8.74	449
DE0001141547	BOBL 09/14 TIT CON CED TF 2,25% EUR	23.50	177	NL0009062215	RBS 09/19 MULTI COUP EUR	7.18	413
IT0004503766	ENI 09/15 TIT CON CED TV EUR	18.78	1 247	IT0004669120	MEDIOBANCA 10/15 TIT CON CED TV USD	6.77	235
INFLATION LINKED - APRIL 2012				INDEX LINKED - APRIL 2012			
ISIN	DESC	eur m	TRADES	ISIN	DESC	eur m	TRADES
IT0003657563	BANCA INTESA 04/14 TIT CON CED TV EUR	8.05	673	IT0004291172	MEDIOBANCA 08/14 MULTI COUP EUR	22.31	1 053
IT0004576556	BANCA IMI 10/15 MULTI COUP EUR	7.43	628	IT0004464407	MEDIOBANCA 09/15 MULTI COUP EUR	12.69	630
IT0003594873	BANCA INTESA 04/14 TIT CON CED TV EUR	6.73	678	IT0004315047	BANCO POPOLARE 08/14 MULTI COUP EUR	12.26	669
IT0006673401	BARCLAYS BANK 08/13 MULTI COUP EUR	6.54	238	IT0004147945	UNICREDITO ITALIANO 07/13 MULTI COUP EUR	11.51	696
IT0004096415	MEDIOBANCA 06/12 TIT CON CED TV EUR	5.85	271	IT0004452386	MEDIOBANCA 09/15 MULTI COUP EUR	9.88	665
EQUITY LINKED - APRIL 2012				COMMODITY LINKED - APRIL 2012			
ISIN	DESC	eur m	TRADES	ISIN	DESC	eur m	TRADES
IT0004397292	BANCA IMI 08/14 MULTI COUP EUR	2.91	242	XS0638296920	BANK OF AMERICA 11/18 MULTI COUP EUR	0.19	37
IT0006664459	DEUTSCHE BANK AG 08/14 MULTI COUP EUR	2.09	159	IT0006720129	BARCLAYS BANK 11/16 TIT CON CED TV EUR	-	-
IT0001278941	CENTROBANCA 98/13 MULTI COUP ITL	0.88	82	IT0006720129	BARCLAYS BANK 11/16 TIT CON CED TV EUR	0.00	1
IT0006719584	MACQUARIE STRUCT PROD EU 11/17 MULTI COUP EL	0.26	24				
IT0006707811	BARCLAYS BANK 09/14 MULTI COUP EUR	0.22	16				

## News

Markets Analysis  
 Piazza Affari, 6 - 20123 Milano  
 T +39 02 72426.478 | Fax +39 02 8646.4323  
 e-mail: [research@borsaitaliana.it](mailto:research@borsaitaliana.it)  
[www.borsaitaliana.it](http://www.borsaitaliana.it)