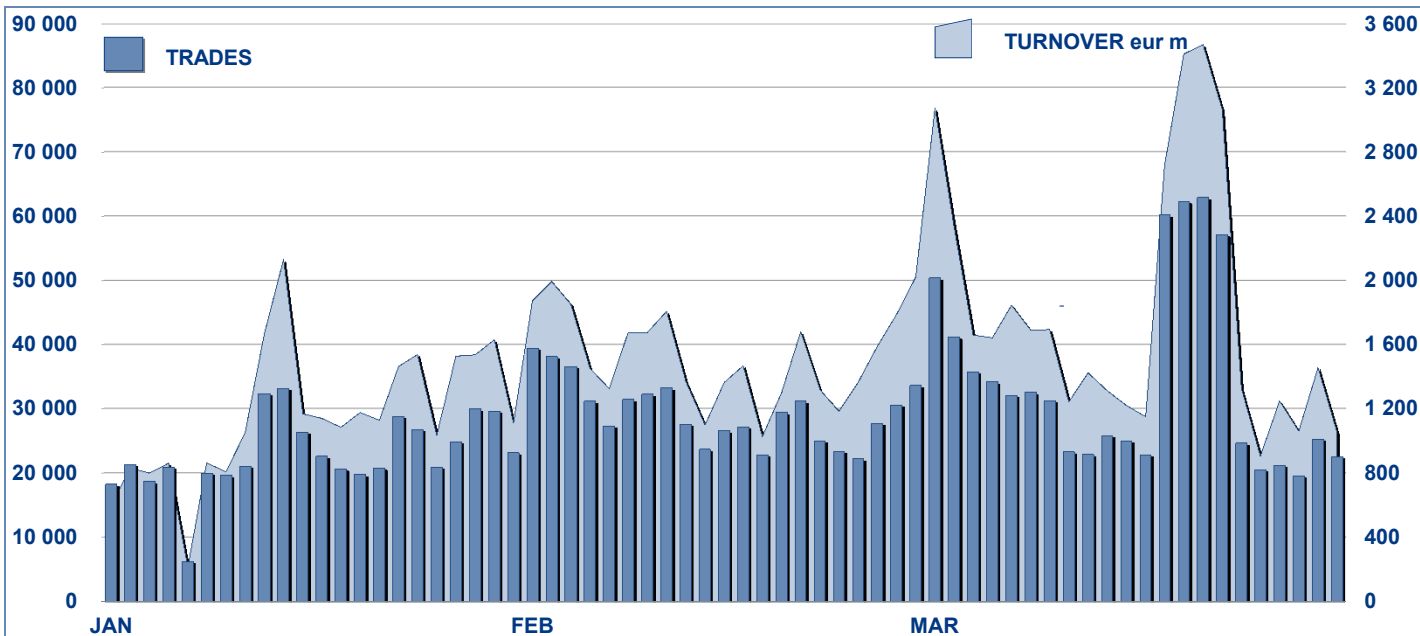


MOT DAILY TURNOVER



MAIN INDICATORS

LISTED BOND

TRADING

	DEC 2011		FEBRUARY 2012		MARCH 2012		FEBRUARY 2012		MARCH 2012		JAN - MAR 2012	
	LISTED END OF MONTH	LISTED END OF MONTH	NEW LISTED BEGIN of JAN 2012	LISTED END OF MONTH	NEW LISTED BEGIN of JAN 2012	TRADES number	TURNOVER eur m	TRADES number	TURNOVER eur m	TRADES number	TURNOVER eur m	

MARKET SEGMENTS

ITALIAN GOVERNMENT BONDS	99	102	11	106	17	501 295	30 114.2	630 479	37 850.9	1 548 103	91 761.2
BONDS	410	692	285	711	323	95 859	1 489.3	103 084	1 584.1	269 499	4 086.3
EUROBONDS and ABSs	317	322	7	309	13	24 352	668.8	20 919	611.8	65 237	1 872.3
TOTAL	826	1 116	303	1 126	353	621 506	32 272.2	754 482	40 046.9	1 882 839	97 719.8

ISSUERS

ITALIAN GOVERNMENT BONDS	99	102	11	106	17	501 295	30 114.2	630 479	37 850.9	1 548 103	91 761.2
EUROBONDS REPUBLIC OF ITALY	15	15	-	15	-	4 076	89.3	4 180	89.1	11 656	257.0
FOREIGN PUBLIC DEBT	159	160	2	144	3	10 897	272.8	8 414	284.8	27 966	844.6
SUPRANATIONAL ENTITIES	155	159	5	161	10	9 929	231.7	11 505	248.7	30 814	698.0
BANKS	382	662	283	684	321	61 761	873.0	71 984	1 066.1	185 484	2 680.3
CORPORATE (*)	16	18	2	16	2	33 548	691.3	27 920	507.3	78 816	1 478.7
ABS	-	-	-	-	-	-	-	-	-	-	-
TOTAL	826	1 116	303	1 126	353	621 506	32 272.2	754 482	40 046.9	1 882 839	97 719.8

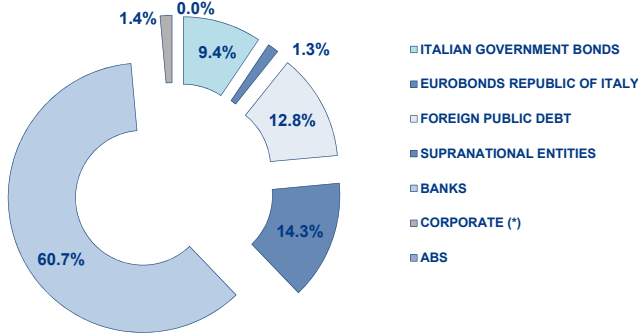
(*) BOC and BOP are included

TYPE OF STRUCTURE

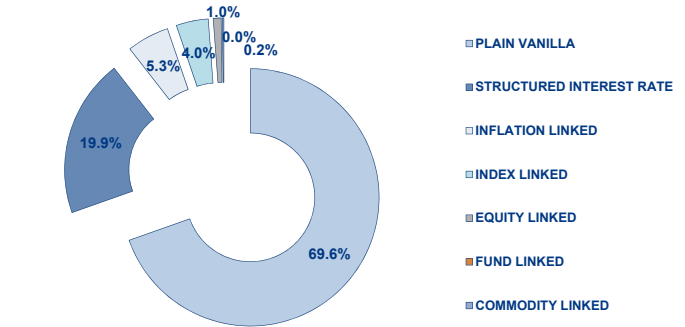
PLAIN VANILLA	414	698	288	707	330	74 606	1 485.0	69 714	1 382.5	196 654	3 884.1
STRUCTURED INTEREST RATE	200	201	2	202	4	27 320	387.9	31 840	458.4	80 853	1 188.6
INFLATION LINKED	55	56	1	54	1	9 793	167.6	10 023	159.7	26 979	437.5
INDEX LINKED	42	43	1	41	1	7 757	108.4	11 577	185.1	28 051	421.3
EQUITY LINKED	10	10	-	10	-	647	7.9	782	9.3	1 977	24.0
FUND LINKED	-	-	-	-	-	-	-	-	-	-	-
COMMODITY LINKED	2	2	-	2	-	51	0.4	41	0.2	134	1.0
CURRENCY LINKED	4	4	-	4	-	37	0.8	26	0.6	88	2.2
ITALIAN GOVERNMENT BONDS	99	102	11	106	17	501 295	30 114.2	630 479	37 850.9	1 548 103	91 761.2
TOTAL	826	1 116	303	1 126	353	621 506	32 272.2	754 482	40 046.9	1 882 839	97 719.8

FOCUS ON LISTED BONDS - END OF MONTH

LISTED BY ISSUERS



LISTED BY TYPE OF STRUCTURE



Italian Government Bonds are not included

ISSUERS - MOST TRADED BONDS IN TERMS OF TURNOVER

ITALIAN GOVERNMENT BONDS - March 2012

ISIN	DESC	eur m	TRADES
IT0004806888	B.T.P. IT 12/16 TIT CON CED TV EUR	7 507.07	138 300
IT0004759673	B.T.P. 01/09/2011 - 01/03/2022 TIT CON CED 5% TF EUR	1 495.79	15 335
IT0003934657	B.T.P. 05/37 TIT CON CED TF 4.00% EUR	1 105.00	33 277
IT0001278511	B.T.P. 98/29 TIT CON CED TF 5.25% ITL	953.87	24 350
IT0004356843	B.T.P. 08/23 TIT CON CED TF 4,75% EUR	889.50	15 523

FOREIGN PUBLIC DEBT - March 2012

ISIN	DESC	eur m	TRADES
DE0001141547	BOBL 09/14 TIT CON CED TF 2,25% EUR	23.17	235
DE0001137305	SCHATZ 10/12 TIT CON CED TF 0,5% EUR	21.18	170
FR0113087466	BTAN 08/13 TIT CON CED TF 3,75% EUR	17.64	274
DE0001137321	SCHATZ 10/12 TIT CON CED TF 1% EUR	17.17	210
DE0001135465	BUND 11/22 TIT CON CED TF 2% EUR	15.87	128

EUROBONDS REPUBLIC OF ITALY - March 2012

ISIN	DESC	eur m	TRADES
US465410BG26	REP OF ITALY 03/33 TIT CON CED TF 5,375% USD	25.81	1 361
US465410AH18	REP OF ITALY 93/23 TIT CON CED TF 6,875% USD	13.65	698
XS0098449456	REP OF ITALY 99/29 TIT CON CED TV EUR	12.96	847
XS0453097205	INST DE CREDITO OFIC 09/15 TIT CON CED TV EUR	6.46	140
US465410BN76	REP OF ITALY 05/15 TIT CON CED TF 4,50% USD	5.43	264

SUPRANATIONAL ENTITIES - March 2012

ISIN	DESC	eur m	TRADES
XS0580501210	B.E.I. 11/16 TIT CON CED TF 7,25% TRY	13.00	465
XS0676294696	B.E.I. 11/21 TIT CON CED TF 2,75% EUR	9.59	169
XS0223791517	B.E.I. 05/35 MULTI COUP EUR	9.37	615
XS0356222173	B.E.I. 08/18 TIT CON CED TF 9% ZAR	8.00	163
XS0544644957	B.E.I. 10/22 TIT CON CED TF 3% EUR	7.53	234

BANKS - March 2012

ISIN	DESC	eur m	TRADES
IT0004291172	MEDIOBANCA 08/14 MULTI COUP EUR	39.02	1 724
IT0004540719	MEDIOBANCA 09/14 TIT CON CED TF 3.00% EUR	34.22	2 047
IT0004720436	MEDIOBANCA 11/21 TIT CON CED TV SUB EUR	33.46	2 014
IT0004783046	MEDIOBANCA 11/17 ZERO COUP EUR	31.43	1 254
IT0004540842	MEDIOBANCA 09/14 TIT CON CED TV EUR	28.15	1 511

CORPORATE - March 2012

ISIN	DESC	eur m	TRADES
IT0004794142	ENEL 12/18 TIT CON CED TF 4.875% EUR	181.47	7 849
IT0004576978	ENEL 10/16 TIT CON CED TF 3.50% EUR	62.81	5 423
IT0004760655	ENI 11/17 TIT CON CED TF 4.875 EUR	41.72	1 743
IT0004794159	ENEL 12/18 TIT CON CED TV EUR	41.09	2 102
IT0004576994	ENEL 10/16 TIT CON CED TV EUR	36.34	2 566

TYPE OF STRUCTURE - MOST TRADED BONDS IN TERMS OF TURNOVER

PLAIN VANILLA - March 2012

ISIN	DESC	eur m	TRADES
IT0004794142	ENEL 12/18 TIT CON CED TF 4.875% EUR	181.47	7 849
IT0004576978	ENEL 10/16 TIT CON CED TF 3.50% EUR	62.81	5 423
IT0004760655	ENI 11/17 TIT CON CED TF 4.875 EUR	41.72	1 743
IT0004794159	ENEL 12/18 TIT CON CED TV EUR	41.09	2 102
IT0004576994	ENEL 10/16 TIT CON CED TV EUR	36.34	2 566

STRUCTURED INTEREST RATE - March 2012

ISIN	DESC	eur m	TRADES
IT0004720436	MEDIOBANCA 11/21 TIT CON CED TV SUB EUR	33.46	2 014
IT0004796451	BANCA IMI 12/18 STEP COUP EUR	23.64	1 195
XS0098449456	REPUBLIC OF ITALY 99/29 TIT CON CED TV EUR	12.96	847
IT0004372162	DEXIA CREDIOP 08/12 MULTI COUP EUR	10.97	690
IT0001271649	MEDIOCREDITO LOMBARDO 98/18 REV ITL	9.75	746

INFLATION LINKED - March 2012

ISIN	DESC	eur m	TRADES
IT0006632035	MORGAN STANLEY 07/13 TIT CON CED TV EUR	14.21	583
IT0006673401	BARCLAYS BANK 08/13 MULTI COUP EUR	12.59	546
IT0003594873	BANCA INTESA 04/14 TIT CON CED TV EUR	10.46	941
IT0004332240	DEXIA CREDIOP 08/12 MULTI COUP EUR	9.62	438
IT0004576556	BANCA IMI 10/15 MULTI COUP EUR	9.26	780

INDEX LINKED - March 2012

ISIN	DESC	eur m	TRADES
IT0004291172	MEDIOBANCA 08/14 MULTI COUP EUR	39.02	1 724
IT0004315047	BANCO POPOLARE 08/14 MULTI COUP EUR	17.56	1 024
IT0004375736	BANCA IMI 08/14 MULTI COUP EUR	16.52	975
IT0004147945	UNICREDITO ITALIANO 07/13 MULTI COUP EUR	11.78	764
IT0004176787	DEXIA CREDIOP 07/12 TIT CON CED TV EUR	10.93	353

EQUITY LINKED - March 2012

ISIN	DESC	eur m	TRADES
IT0004397292	BANCA IMI 08/14 MULTI COUP EUR	3.58	302
IT0006664459	DEUTSCHE BANK AG 08/14 MULTI COUP EUR	2.44	200
IT0001278941	CENTROBANCA 98/13 MULTI COUP ITL	1.11	92
DE000UB8DSR5	UBS AG 11/17 MULTI COUP EUR	1.02	73
IT0006707811	BARCLAYS BANK 09/14 MULTI COUP EUR	0.47	42

COMMODITY LINKED - March 2012

ISIN	DESC	eur m	TRADES
XS0638296920	BANK OF AMERICA 11/18 MULTI COUP EUR	0.18	41
IT0006720129	BARCLAYS BANK 11/16 TIT CON CED TV EUR	-	-
IT0006720129	BARCLAYS BANK 11/16 TIT CON CED TV EUR	0.00	1

News

Markets Analysis

Piazza Affari, 6 - 20123 Milano

T +39 02 72426.478 | Fax +39 02 8646.4323

e-mail: research@borsaitaliana.itwww.borsaitaliana.it

Borsa Italiana

London Stock Exchange Group

The publication of this document does not represent solicitation, by Borsa Italiana S.p.A., of public saving and is not to be considered as a recommendation by Borsa Italiana as to the suitability of the investment, if any, herein described. This document has not to be considered complete and it is meant for information and discussion purposes only. Borsa Italiana accepts no liability, arising, without limitation to the generality of the foregoing, from inaccuracies and/or mistakes, for decisions and/or actions taken by any party based on this document.

Trademarks Borsa Italiana and Borsa Italiana's logo, IDEM, MOT, MTA, STAR, SeDeX, MIB, IDEX, Bit Club, Academy, MiniFIB, DDM, EuroMOT, Market Connect, NIS, Borsa Virtuale, ExtraMOT, MIV are owned by Borsa Italiana S.p.A. FTSE is a registered trademark of London Stock Exchange plc and The Financial Times Limited and is used by FTSE International Limited under licence.

London Stock Exchange, the coat of arms device and AIM are a registered trade mark of London Stock Exchange plc. The above trademarks and any other trademark owned by the London Stock Exchange Group cannot be used without express written consent by the Company having the ownership of the same.

Borsa Italiana S.p.A. and its subsidiaries are subject to direction and coordination of London Stock Exchange Group Holdings (Italy) Ltd - Italian branch.

© March 2012 Borsa Italiana S.p.A. All rights reserved.