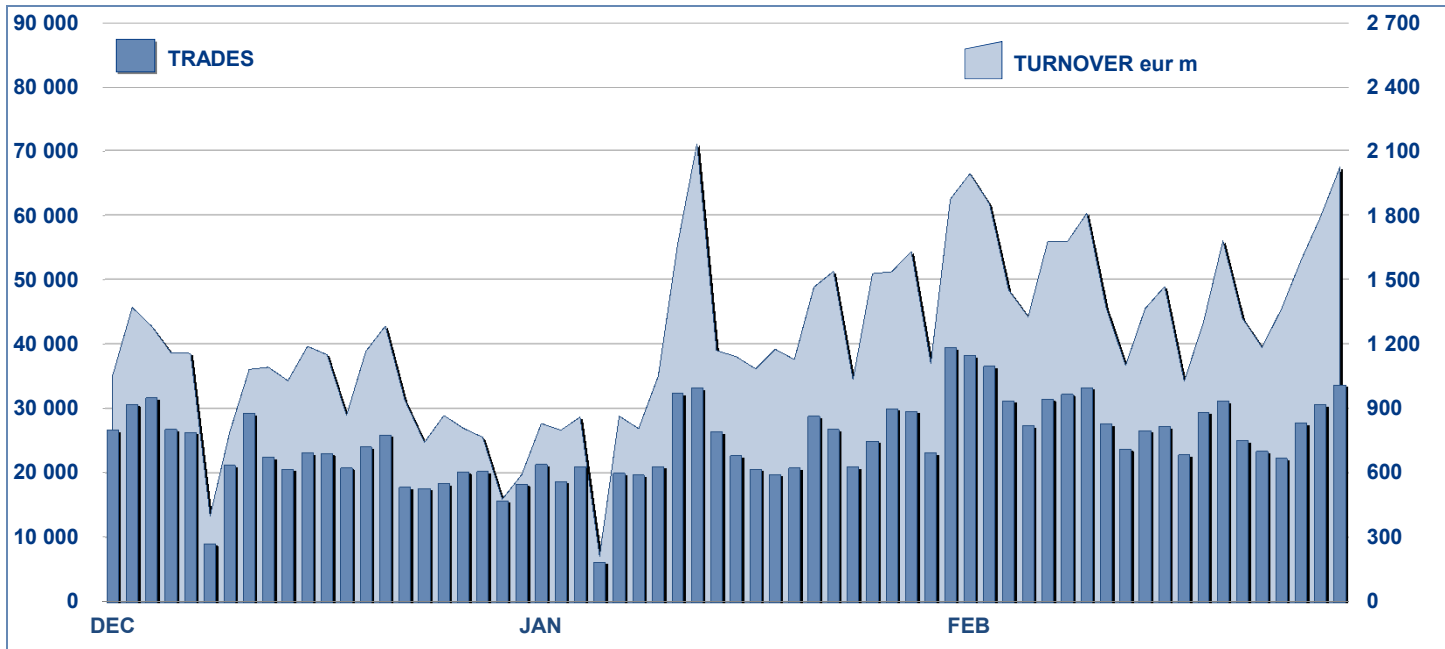


MOT DAILY TURNOVER



MAIN INDICATORS

LISTED BOND

TRADING

	DEC 2011		JANUARY 2012		FEBRUARY 2012		JANUARY 2012		FEBRUARY 2012		JAN - FEB 2012	
	LISTED END OF MONTH	LISTED END OF MONTH	NEW LISTED BEGIN OF JAN 2012	LISTED END OF MONTH	NEW LISTED BEGIN OF JAN 2012	TRADES number	TURNOVER eur m	TRADES number	TURNOVER eur m	TRADES number	TURNOVER eur m	

MARKET SEGMENTS

ITALIAN GOVERNMENT BONDS	99	102	6	102	11	416 329	23 796.1	501 295	30 114.2	917 624	53 910.3
BONDS	410	441	32	692	285	70 556	1 012.9	95 859	1 489.3	166 415	2 502.2
EUROBONDS and ABSs	317	323	7	322	7	19 966	591.7	24 352	668.8	44 318	1 260.5
TOTAL	826	866	45	1 116	303	506 851	25 400.7	621 506	32 272.2	1 128 357	57 672.9

ISSUERS

ITALIAN GOVERNMENT BONDS	99	102	6	102	11	416 329	23 796.1	501 295	30 114.2	917 624	53 910.3
EUROBONDS REPUBLIC OF ITALY	15	15	-	15	-	3 400	78.6	4 076	89.3	7 476	167.9
FOREIGN PUBLIC DEBT	159	160	2	160	2	8 655	287.0	10 897	272.8	19 552	559.8
SUPRANATIONAL ENTITIES	155	160	5	159	5	9 380	217.6	9 929	231.7	19 309	449.3
BANKS	382	413	32	662	283	51 739	741.2	61 761	873.0	113 500	1 614.2
CORPORATE (*)	16	16	-	18	2	17 348	280.1	33 548	691.3	50 896	971.4
ABS	-	-	-	-	-	-	-	-	-	-	-
TOTAL	826	866	45	1 116	303	506 851	25 400.7	621 506	32 272.2	1 128 357	57 672.9

(*) BOC and BOP are included

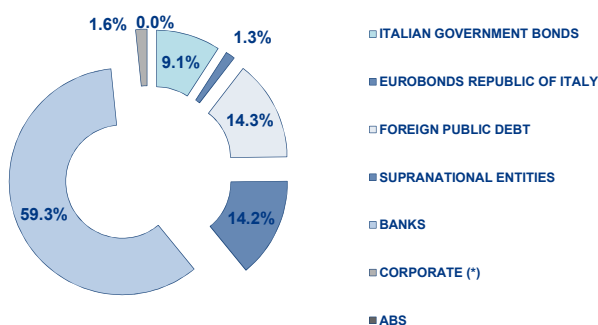
TYPE OF STRUCTURE

PLAIN VANILLA	414	450	38	698	288	52 334	1 016.6	74 606	1 485.0	126 940	2 501.5
STRUCTURED INTEREST RATE	200	201	1	201	2	21 693	342.2	27 320	387.9	49 013	730.2
INFLATION LINKED	55	55	-	56	1	7 163	110.1	9 793	167.6	16 956	277.7
INDEX LINKED	42	42	-	43	1	8 717	127.7	7 757	108.4	16 474	236.1
EQUITY LINKED	10	10	-	10	-	548	6.8	647	7.9	1 195	14.7
FUND LINKED	-	-	-	-	-	-	-	-	-	-	-
COMMODITY LINKED	2	2	-	2	-	42	0.4	51	0.4	93	0.8
CURRENCY LINKED	4	4	-	4	-	25	0.8	37	0.8	62	1.6

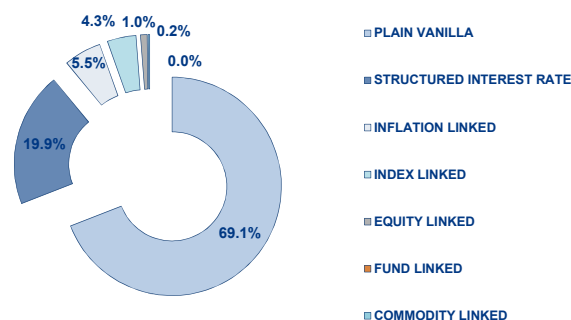
ITALIAN GOVERNMENT BONDS	99	102	6	102	11	416 329	23 796.1	501 295	30 114.2	917 624	53 910.3
TOTAL	826	866	45	1 116	303	506 851	25 400.7	621 506	32 272.2	1 128 357	57 672.9

FOCUS ON LISTED BONDS - END OF MONTH

LISTED BY ISSUERS



LISTED BY TYPE OF STRUCTURE



Italian Government Bonds are not included

ISSUERS - MOST TRADED BONDS IN TERMS OF TURNOVER

ITALIAN GOVERNMENT BONDS - February 2012				FOREIGN PUBLIC DEBT - February 2012			
ISIN	DESC	eur m	TRADES	ISIN	DESC	eur m	TRADES
IT0004759673	B.T.P. 01/09/2011 - 01/03/2022 TIT CED 5% TF EUR	2 191.23	25 400	DE0001137297	SCHATZ 10/12 TIT CEDOLE TF 1% EUR	21.85	144
IT0003934657	B.T.P. 05/37 TIT CEDOLE TF 4.00% EUR	955.10	31 322	DE0001141547	BOBL 09/14 TIT CEDOLE TF 2.25% EUR	17.70	196
IT0004780380	B.T.P. 11/14 TIT CEDOLE TF 6% EUR	740.34	4 509	FR0113087466	BTAN 08/13 TIT CEDOLE TF 3.75% EUR	16.88	240
IT0001444378	B.T.P. 99/31 TIT CEDOLE TF 6% EUR	713.24	15 719	DE0001137305	SCHATZ 10/12 TIT CEDOLE TF 0.5% EUR	12.40	176
IT0004564636	B.T.P. 2009/2012 TIT CEDOLE TF 2% EUR	701.51	8 422	DE0001135390	BUND 09/20 TIT CEDOLE TF 3.25% EUR	10.41	215
EUROBONDS REPUBLIC OF ITALY - February 2012				SUPRANATIONAL ENTITIES - February 2012			
ISIN	DESC	eur m	TRADES	ISIN	DESC	eur m	TRADES
XS0098449456	REP OF ITALY 99/29 TIT CEDOLE TV EUR	11.47	788	XS0580501210	B.E.I. 11/16 TIT CEDOLE TF 7.25% TRY	10.14	405
US465410BV92	REP OF ITALY 10/15 TIT CEDOLE TF 3.125 USD	5.66	66	XS0544644957	B.E.I. 10/22 TIT CEDOLE TF 3% EUR	9.19	247
XS0453097205	INST DE CREDITO OFIC 09/15 TIT CED TV EUR	5.50	119	IT0006571829	B.E.I. 04/15 MULTI COUPON EUR	8.38	262
XS0100688190	REP OF ITALY 99/19 TIT CEDOLE TV EUR	4.94	334	IT0006506007	B.E.I. 96/16 ZERO COUPON EUR	7.94	618
US465410BW75	REP OF ITALY 10/13 TIT CEDOLE TF 2.125% USD	2.56	32	XS0676294696	B.E.I. 11/21 TIT CEDOLE TF 2,75% EUR	7.85	103
BANKS - February 2012				CORPORATE - February 2012			
ISIN	DESC	eur m	TRADES	ISIN	DESC	eur m	TRADES
IT0004540842	MEDIOBANCA 09/14 TIT CEDOLE TV EUR	29.30	1 631	IT0004794142	ENEL 12/18 TIT CED TF 4.875% EUR	157.09	7 057
IT0004540719	MEDIOBANCA 09/14 TIT CEDOLE TF 3.00% EUR	25.33	1 792	XS0626808496	GE CAP EUR FUND11/17 TIT CED TF 3.625% EUR	93.39	2 578
IT0004720436	MEDIOBANCA 11/21 TIT CEDOLE TV SUB EUR	24.62	1 603	IT0004576978	ENEL 10/16 TIT CEDOLE TF 3.50% EUR	93.29	6 327
IT0004783046	MEDIOBANCA 11/17 ZERO COUPON EUR	23.69	1 277	IT0004760655	ENI 11/17 TIT CEDOLE TF 4.875 EUR	87.47	3 473
IT0006632035	MORGAN STANLEY 07/13 TIT CEDOLE TV EUR	21.68	947	IT0004576994	ENEL 10/16 TIT CEDOLE TV EUR	46.53	2 670

TYPE OF STRUCTURE - MOST TRADED BONDS IN TERMS OF TURNOVER

PLAIN VANILLA - February 2012				STRUCTURED INTEREST RATE - February 2012			
ISIN	DESC	eur m	TRADES	ISIN	DESC	eur m	TRADES
IT0004794142	ENEL 12/18 TIT CEDOLE TF 4.875% EUR	157.09	7 057	IT0004720436	MEDIOBANCA 11/21 TIT CEDOLE TV SUB EUR	24.62	1 603
XS0626808496	GE CAP EUR FUND11/17 TIT CED TF 3.625% EUR	93.39	2 578	IT0004307986	DEXIA CREDIOP 08/12 MULTI COUPON EUR	20.55	848
IT0004576978	ENEL 10/16 TIT CEDOLE TF 3.50% EUR	93.29	6 327	XS0098449456	REPUBLIC OF ITALY 99/29 TIT CEDOLE TV EUR	11.47	788
IT0004760655	ENI 11/17 TIT CEDOLE TF 4.875 EUR	87.47	3 473	IT0004669138	MEDIOBANCA 10/15 TIT CEDOLE TV EUR	10.54	390
IT0004576994	ENEL 10/16 TIT CEDOLE TV EUR	46.53	2 670	IT0006712142	BARCLAYS BANK 10/25 MULTI COUPON EUR	10.52	486
INFLATION LINKED - February 2012				INDEX LINKED - February 2012			
ISIN	DESC	eur m	TRADES	ISIN	DESC	eur m	TRADES
IT0006632035	MORGAN STANLEY 07/13 TIT CEDOLE TV EUR	21.68	947	IT0004176787	DEXIA CREDIOP 07/12 TIT CEDOLE TV EUR	10.46	492
IT0004332240	DEXIA CREDIOP 08/12 MULTI COUPON EUR	16.80	819	IT0004464407	MEDIOBANCA 09/15 MULTI COUPON EUR	8.21	447
IT0003594873	BANCA INTESA 04/14 TIT CEDOLE TV SUB EUR	11.53	916	IT0004315047	BANCO POPOLARE 08/14 MULTI COUPON EUR	8.15	560
IT0006673401	BARCLAYS BANK 08/13 MULTI COUPON EUR	11.01	512	IT0004147945	UNICREDITO ITA 07/13 MULTI COUPON EUR	6.57	526
IT0006628876	MORGAN STANLEY 07/13 TIT CEDOLE TV EUR	9.69	408	IT0004375736	BANCA IMI 08/14 MULTI COUPON EUR	6.13	397
EQUITY LINKED - February 2012				COMMODITY LINKED - February 2012			
ISIN	DESC	eur m	TRADES	ISIN	DESC	eur m	TRADES
IT0004397292	BANCA IMI 08/14 MULTI COUPON EUR	2.64	241	XS0638296920	BANK OF AMERICA 11/18 MULTI COUPON EUR	0.42	50
IT0006664459	DEUTSCHE BANK AG 08/14 MULTI COUP EUR	2.21	167	IT0006720129	BARCLAYS BANK 11/16 TIT CEDOLE TV EUR	0.01	1
DE000UB8DSR5	UBS AG 11/17 MULTI COUPON EUR	0.77	69	IT0006720129	BARCLAYS BANK 11/16 TIT CEDOLE TV EUR	0.00	1
IT0006707803	BARCLAYS BANK 09/15 MULTI COUPON EUR	0.70	32				
IT0001278941	CENTROBANCA 98/13 MULTI COUPON ITL	0.61	60				

News

Markets Analysis
 Piazza Affari, 6 - 20123 Milano
 T +39 02 72426.478 | Fax +39 02 8646.4323
 e-mail: research@borsaitaliana.it
 www.borsaitaliana.it



Borsa Italiana
 London Stock Exchange Group