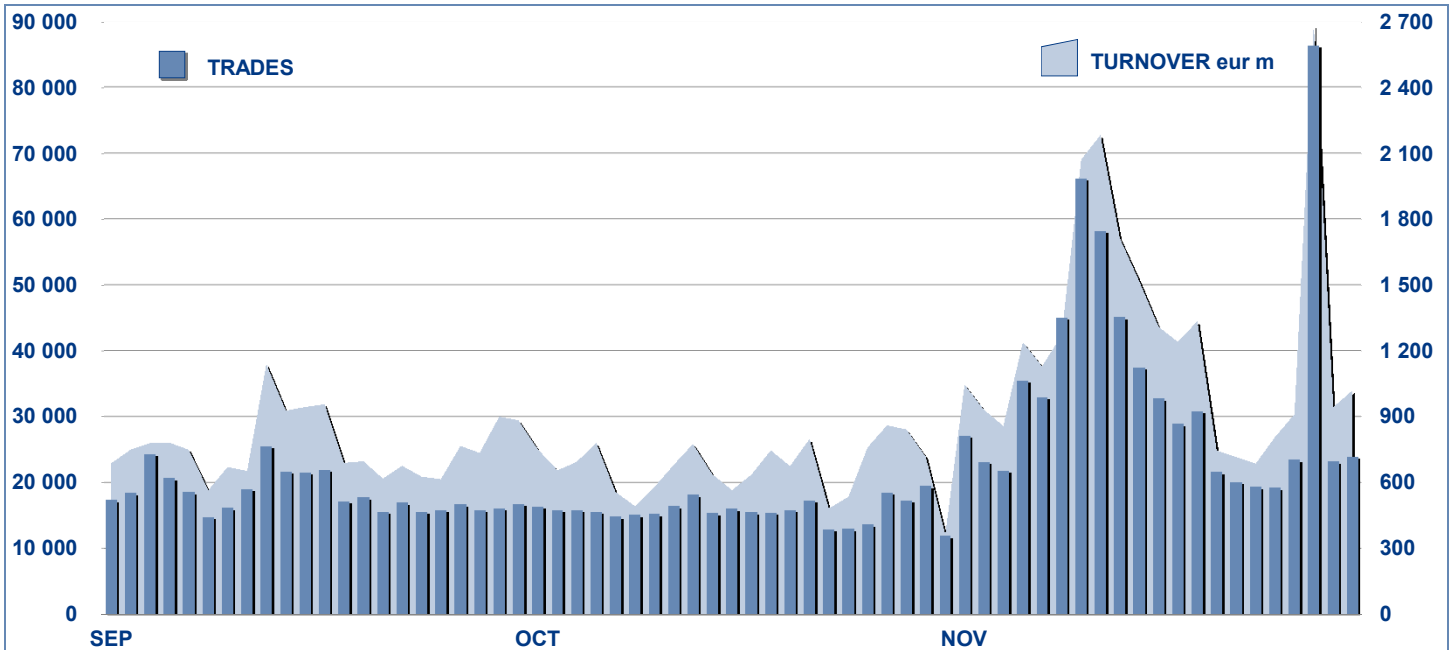


MOT DAILY TURNOVER



MAIN INDICATORS

LISTED BOND

TRADING

	DIC 2010			OCTOBER 2011		NOVEMBER 2011		OCTOBER 2011		NOVEMBER 2011		JAN-NOV 2011	
	LISTED END of MONTH	LISTED END of MONTH	NEW LISTED BEGIN of JAN 2011	LISTED END of MONTH	NEW LISTED BEGIN of JAN 2011	LISTED END of MONTH	NEW LISTED BEGIN of JAN 2011	TRADES number	TURNOVER eur m	TRADES number	TURNOVER eur m	TRADES number	TURNOVER eur m
MARKET SEGMENTS													
ITALIAN GOVERNMENT BONDS	98	100	34	101	37	246 808	12 580.4	632 250	24 600.3	3 181 656	164 502.1		
BONDS	355	386	64	385	66	73 072	1 060.7	82 294	1 239.1	806 116	12 142.3		
EUROBONDS and ABSs	270	318	78	322	83	14 926	624.9	20 831	932.3	178 713	6 385.0		
TOTAL	723	804	176	808	186	334 806	14 266.0	735 375	26 771.6	4 166 485	183 029.4		
ISSUERS													
ITALIAN GOVERNMENT BONDS	98	100	34	101	37	246 808	12 580.4	632 250	24 600.3	3 181 656	164 502.1		
EUROBONDS REPUBLIC OF ITALY	17	15	-	15	-	1 824	41.2	2 635	59.9	18 718	396.3		
FOREIGN PUBLIC DEBT	149	159	24	161	26	7 770	392.4	11 197	635.7	89 957	3 501.6		
SUPRANATIONAL ENTITIES	124	155	41	157	44	8 220	228.8	11 181	285.0	103 701	2 724.0		
BANKS	319	358	72	358	74	52 901	740.2	56 148	880.8	627 448	9 957.0		
CORPORATE (*)	14	17	5	16	5	17 283	283.1	21 964	309.9	144 916	1 946.6		
ABS	2	-	-	-	-	-	-	-	-	89	1.9		
TOTAL	723	804	176	808	186	334 806	14 266.0	735 375	26 771.6	4 166 485	183 029.4		

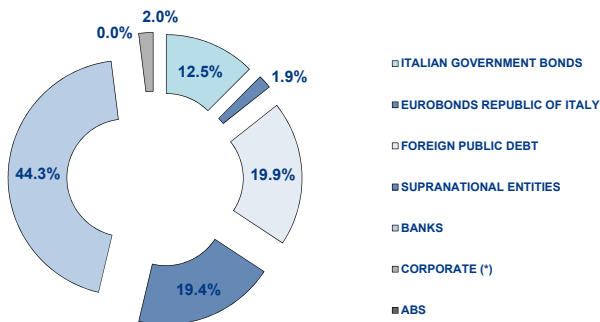
(*) BOC and BOP are included

TYPE OF STRUCTURE

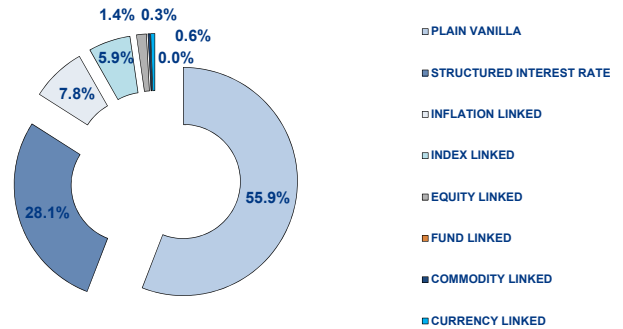
PLAIN VANILLA	334	391	97	395	102	46 402	1 053.5	56 729	1 369.7	509 774	10 751.1		
STRUCTURED INTEREST RATE	180	199	27	199	28	20 510	291.6	23 616	384.8	264 806	4 312.0		
INFLATION LINKED	57	55	6	55	6	7 088	95.9	7 604	134.4	83 577	1 437.7		
INDEX LINKED	43	42	5	42	6	13 151	233.7	14 279	269.3	116 450	1 885.3		
EQUITY LINKED	6	10	4	10	4	822	10.7	846	12.2	8 830	115.4		
FUND LINKED	-	-	-	-	-	-	-	-	-	-	-		
COMMODITY LINKED	2	3	2	2	2	22	0.2	45	0.9	1 341	25.1		
CURRENCY LINKED	3	4	1	4	1	3	0.1	6	0.1	51	0.8		
ITALIAN GOVERNMENT BONDS	98	100	34	101	37	246 808	12 580.4	632 250	24 600.3	3 181 656	164 502.1		
TOTAL	723	804	176	808	186	334 806	14 266.0	735 375	26 771.6	4 166 485	183 029.4		

FOCUS ON LISTED BONDS - END OF MONTH

LISTED BY ISSUERS



LISTED BY TYPE OF STRUCTURE



Italian Government Bonds are not included

ISSUERS - MOST TRADED BONDS IN TERMS OF TURNOVER

ITALIAN GOVERNMENT BONDS - November 2011						FOREIGN PUBLIC DEBT - November 2011					
ISIN	DESC	eur m	TRADES	ISIN	DESC	eur m	TRADES				
IT0004761950	B.T.P. 15/09/2011 - 15/09/2016 TIT CEDOLE TF 4.75% EUR	1 366.38	25 930	DE0001137305	SCHATZ 10/12 TITOLO CED TF 0.5% EUR	92.01	595				
IT0003242747	B.T.P. 02/17 TITOLO CON CED TF 5.25% EUR	1 286.95	30 997	DE0001137297	SCHATZ 10/12 TIT CEDOLE TF 1% EUR	39.48	308				
IT0004776149	B.O.T. 15/11/2011 - 15/11/2012 ZERO COUPON EUR	1 018.61	26 418	DE0001137313	SCHATZ 10/12 TIT CEDOLE TF 0.75% EUR	33.78	321				
IT0001086567	B.T.P. 98/26 TITOLO CON CEDOLE TF 7.25% ITL	816.31	21 941	DE0001137321	SCHATZ 10/12 TIT CEDOLE TF 1% EUR	32.42	311				
IT0003618383	B.T.P. 04/14 TITOLO CON CEDOLE TF 4.25% EUR	734.71	19 617	DE0001137354	SCHATZ 11/13 TIT CEDOLE TF 0.75% EUR	23.64	193				
EUROBONDS REPUBLIC OF ITALY - November 2011						SUPRANATIONAL ENTITIES - November 2011					
ISIN	DESC	eur m	TRADES	ISIN	DESC	eur m	TRADES				
US465410BF43	REP OF ITALY 03/13 TIT CEDOLA TF 4.375% USD	12.20	342	XS0495347287	B.E.I. 10/15 TITOLO CON CEDOLE TF 2,5% EUR	17.61	312				
US465410AH18	REP OF ITALY 93/23 TIT CEDOLE TF 6,875% USD	11.19	581	IT0006506007	B.E.I. 96/16 ZERO COUPON EUR	13.45	980				
US465410BN76	REP ITALY 05/15 TIT CEDOLE TF 4,50% USD	9.75	349	XS0417871554	B.E.I. 09/12 TITOLO CON CEDOLE TF 2,5% EUR	12.91	241				
US465410BG26	REP OF ITALY 03/33 TIT CEDOLE TF 5,375% USD	8.69	630	IT0006571829	B.E.I. 04/15 MULTI COUPON EUR	11.09	455				
XS0453097205	ISTITUTO DE CREDITO OFICIAL 09/15 TIT CED TV EUR	5.06	121	XS0215301580	B.E.I. 05/15 TITOLO CON CEDOLE TF 9.625% TRY	9.53	200				
BANKS - November 2011						CORPORATE - November 2011					
ISIN	DESC	eur m	TRADES	ISIN	DESC	eur m	TRADES				
IT0004464407	MEDIOBANCA 09/15 MULTI COUPON EUR	40.49	1 752	IT0004760655	ENI 11/17 TIT CEDOLE TF 4.875 EUR	70.78	3 646				
IT0004452386	MEDIOBANCA 09/15 MULTI COUPON EUR	38.75	1 658	IT0004292683	ENEL 07/15 TIT CEDOLE TF 5,25% EUR	37.15	2 090				
IT0004429202	BANCA IMI 09/15 MULTI COUPON EUR	33.80	1 705	IT0004503717	ENI 09/15 TIT CEDOLE TF 4.00% EUR	35.32	2 973				
IT0006899505	CREDIT SUISSE 09/15 MULTI COUPON EUR	33.13	1 372	IT0004576978	ENEL 10/16 TIT CEDOLE TF 3.50% EUR	33.84	3 670				
IT0006707159	BARCLAYS BANK 09/15 TITOLO CON CEDOLE TF 4.40% EU	24.16	1 063	IT0004503766	ENI 09/15 TIT CEDOLE TV EUR	29.86	2 010				

TYPE OF STRUCTURE - MOST TRADED BONDS IN TERMS OF TURNOVER

PLAIN VANILLA - November 2011						STRUCTURED INTEREST RATE - November 2011					
ISIN	DESC	eur m	TRADES	ISIN	DESC	eur m	TRADES				
DE0001137305	SCHATZ 10/12 TIT CEDOLE TF 0.5% EUR	92.01	595	IT0006712142	BARCLAYS BANK 10/25 MULTI COUPON EUR	21.69	801				
IT0004760655	ENI 11/17 TIT CEDOLE TF 4.875 EUR	70.78	3 646	IT0004307986	DEXIA CREDIOP 08/12 MULTI COUPON EUR	15.89	1 570				
DE0001137297	SCHATZ 10/12 TIT CEDOLE TF 1% EUR	39.48	308	NL0009062215	RBS 09/19 MULTI COUPON EUR	14.82	529				
IT0004292683	ENEL 07/15 TIT CEDOLE TF 5,25% EUR	37.15	2 090	IT0004720436	MEDIOBANCA 11/21 TIT CEDOLE TV SUB EUR	12.74	995				
IT0004503717	ENI 09/15 TIT CEDOLE TF 4.00% EUR	35.32	2 973	IT0006571829	B.E.I. 04/15 MULTI COUPON EUR	11.09	455				
INFLATION LINKED - November 2011						INDEX LINKED - November 2011					
ISIN	DESC	eur m	TRADES	ISIN	DESC	eur m	TRADES				
IT0004357429	BANCA IMI 08/12 TITOLO CON CEDOLE TV EUR	14.92	563	IT0004464407	MEDIOBANCA 09/15 MULTI COUPON EUR	40.49	1 752				
FR0010235176	OAT-I 05/17 TITOLO CON CEDOLE TV EUR	12.61	100	IT0004452386	MEDIOBANCA 09/15 MULTI COUPON EUR	38.75	1 658				
IT0006673401	BARCLAYS BANK 08/13 MULTI COUPON EUR	10.42	456	IT0004429202	BANCA IMI 09/15 MULTI COUPON EUR	33.80	1 705				
NL0009060862	RBS 09/14 MULTI COUPON EUR	8.61	253	IT0006899505	CREDIT SUISSE 09/15 MULTI COUPON EUR	33.13	1 372				
DE0001030500	DBR-EI 06/16 TITOLO CON CEDOLE TV EUR	7.53	140	IT0004166663	UNICREDITO ITALIANO 07/13 MULTI COUPON EUR	22.87	1 206				
EQUITY LINKED - November 2011						COMMODITY LINKED - November 2011					
ISIN	DESC	eur m	TRADES	ISIN	DESC	eur m	TRADES				
IT0006664459	DEUTSCHE BANK AG 08/14 MULTI COUPON EUR	4.63	324	IT0003933154	MEDIOBANCA 05/11 ONE COUPON EUR	0.68	30				
IT0004397292	BANCA IMI 08/14 MULTI COUPON EUR	4.32	317	XS0638296920	BANK OF AMERICA 11/18 MULTI COUPON EUR	0.19	14				
IT0001278941	CENTROBANCA 98/13 MULTI COUPON ITL	0.92	60	IT0006720129	BARCLAYS BANK 11/16 TIT CEDOLE TV EUR	0.00	1				
IT0006719956	MACQUARIE STR SECURIT EU 11/17 MULTI COUP EUR	0.62	5								
IT0006707811	BARCLAYS BANK 09/14 MULTI COUP EUR	0.60	35								

News

In November 1 bond issued by UBI Banca, 1 by MACQUARIE STRUCTURED SECURITIES (Europe) PLC, 3 Italian Government bonds, 2 by the German Federal Republic, 2 EIB bonds and 1 by the European Financial Stability Facility (EFSF) were listed on MOT market.

Markets Analysis

Piazza Affari, 6 - 20123 Milano

T +39 02 72426.478 | Fax +39 02 8646.4323

e-mail: research@borsaitaliana.it

www.borsaitaliana.it



Borsa Italiana

London Stock Exchange Group

The publication of this document does not represent solicitation, by Borsa Italiana S.p.A., of public saving and is not to be considered as a recommendation by Borsa Italiana as to the suitability of the investment, if any, herein described. This document has not to be considered complete and it is meant for information and discussion purposes only. Borsa Italiana accepts no liability, arising, without limitation to the generality of the foregoing, from inaccuracies and/or mistakes, for decisions and/or actions taken by any party based on this document.

Trademarks Borsa Italiana and Borsa Italiana's logo, IDEM, MOT, MTA, STAR, SeDeX, MIB, IDEX, Bit Club, Academy, MiniFIB, DDM, EuroMOT, Market Connect, NIS, Borsa Virtuale, ExtraMOT, MIV are owned by Borsa Italiana S.p.A. FTSE is a registered trademark of London Stock Exchange plc and The Financial Times Limited and is used by FTSE International Limited under licence.

London Stock Exchange, the coat of arms device and AIM are a registered trade mark of London Stock Exchange plc.

The above trademarks and any other trademark owned by the London Stock Exchange Group cannot be used without express written consent by the Company having the ownership of the same.

Borsa Italiana S.p.A. and its subsidiaries are subject to direction and coordination of London Stock Exchange Group Holdings (Italy) Ltd - Italian branch.

© November 2011 Borsa Italiana S.p.A. All rights reserved.