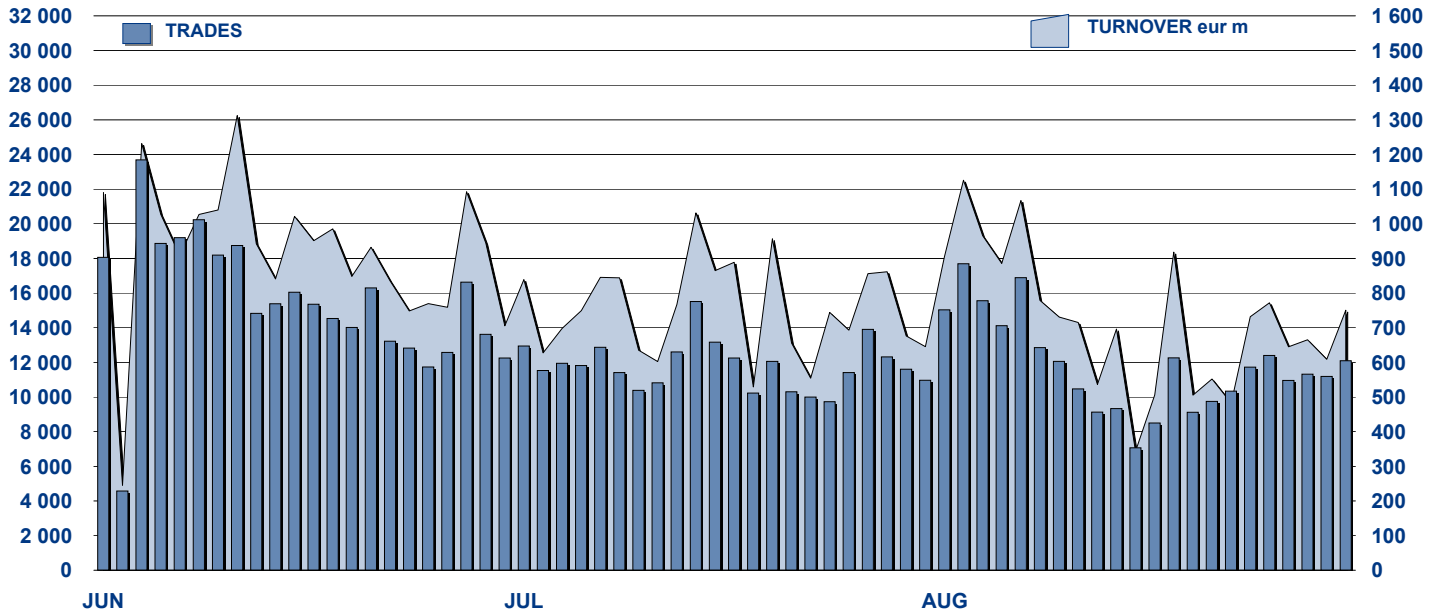


MOT DAILY TURNOVER



MAIN INDICATORS

LISTED BOND

TRADING

DEC 2009	JULY 2010		AUGUST 2010		JULY 2010		AUGUST 2010		JAN-AUG 2010	
LISTED	LISTED	NEW LISTED	LISTED	NEW LISTED	TRADES	TURNOVER	TRADES	TURNOVER	TRADES	TURNOVER
END of MONTH	END of MONTH	EGIN of JAN 2010	END of MONTH	EGIN of JAN 2010	number	eur m	number	eur m	number	eur m

MARKET SEGMENTS

ITALIAN GOVERNMENT BONDS	91	95	27	97	31	177 067	14 875.1	179 640	14 259.4	1 627 317	135 817.1
BONDS	289	330	64	332	66	71 753	1 280.2	68 662	1 235.1	683 258	13 072.3
EUROBONDS and ABSs	227	249	45	253	50	10 900	406.7	11 496	390.4	144 103	4 640.8
TOTAL	607	674	136	682	147	259 720	16 561.9	259 798	15 885.0	2 454 678	153 530.2

ISSUERS

ITALIAN GOVERNMENT BONDS	91	95	27	97	31	177 067	14 875.1	179 640	14 259.4	1 627 317	135 817.1
EUROBONDS REPUBLIC OF ITALY	14	14	-	14	-	2 191	54.0	2 309	62.6	20 583	546.0
FOREIGN PUBLIC DEBT	135	144	26	149	31	6 225	249.3	7 610	243.6	94 153	2 618.2
SUPRANATIONAL ENTITIES	107	115	14	114	14	7 749	164.8	7 736	170.6	88 200	2 245.0
BANKS	243	290	67	292	69	57 543	1 076.0	55 101	1 038.4	524 258	10 707.3
CORPORATE (*)	14	14	2	14	2	8 912	142.2	7 355	109.6	99 739	1 587.4
ABS	3	2	-	2	-	33	0.6	47	0.7	428	9.3
TOTAL	607	674	136	682	147	259 720	16 561.9	259 798	15 885.0	2 454 678	153 530.2

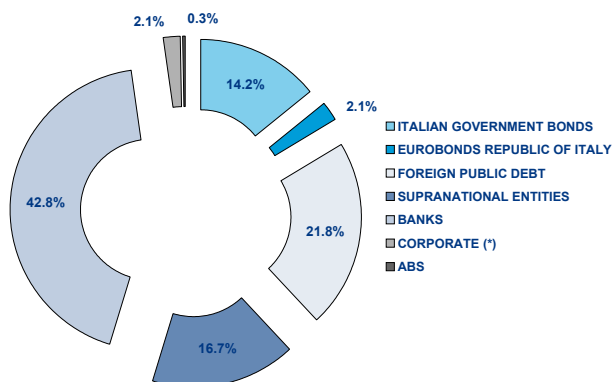
(*) BOC and BOP are included

TYPE OF STRUCTURE

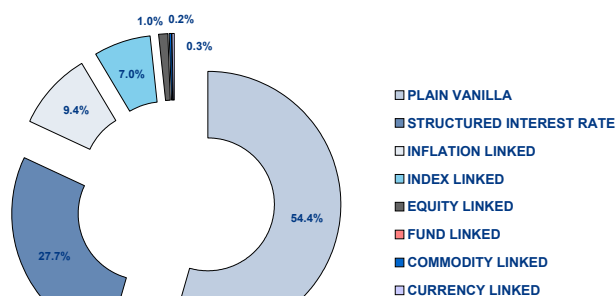
PLAIN VANILLA	295	312	54	318	61	37 908	862.6	38 157	899.3	386 755	9 253.2
STRUCTURED INTEREST RATE	119	162	38	162	38	28 990	536.7	27 602	490.8	284 631	5 626.9
INFLATION LINKED	49	55	11	55	11	6 844	148.8	6 730	123.8	77 965	1 667.5
INDEX LINKED	46	41	3	41	3	7 951	124.9	6 741	97.0	70 771	1 052.2
EQUITY LINKED	3	6	3	6	3	796	11.5	826	13.6	5 587	87.9
FUND LINKED	-	-	-	-	-	-	-	-	-	-	-
COMMODITY LINKED	2	2	-	2	-	136	1.7	102	1.0	1 412	19.6
CURRENCY LINKED	2	1	-	1	-	28	0.6	-	-	240	6.0
ITALIAN GOVERNMENT BONDS	91	95	27	97	31	177 067	14 875.1	179 640	14 259.4	1 627 317	135 817.1
TOTAL	607	674	136	682	147	259 720	16 561.9	259 798	15 885.0	2 454 678	153 530.2

FOCUS ON LISTED BONDS - END OF MONTH

LISTED BY ISSUERS



LISTED BY TYPE OF STRUCTURE



Italian Government Bonds are not included

ISSUERS - MOST TRADED BONDS IN TERMS OF TURNOVER

ITALIAN GOVERNMENT BONDS - August 2010

ISIN	DESC	eur m	TRADES
IT0003934657	B.T.P. 05/37 TF 4.00% EUR	1 593.42	29 170
IT0004594930	B.T.P. 1/3/2010 - 1/9/2020 TF 4% EUR	1 330.93	11 997
IT0004009673	B.T.P. 06/21 TF 3,75% EUR	1 274.75	17 862
IT0004620305	C.C.T. EU 15/06/2010 - 15/12/2015 TV EUR	1 272.39	11 024
IT0004612179	B.T.P. 10/13 TF 2% EUR	568.95	5 343

FOREIGN PUBLIC DEBT - August 2010

ISIN	DESC	eur m	TRADES
DE0001135408	BUND 10/20 TF 3% EUR	34.49	309
DE0001135390	BUND 09/20 TF 3,25% EUR	29.69	143
DE0001135382	BUND 09/19 TF 3,5% EUR	11.08	50
FR0000188799	OAT-I 02/32 TV EUR	9.65	31
IT0006592080	REP AUSTRIACA 05/22 MULTI COUP	6.16	468

EUROBONDS REPUBLIC OF ITALY - August 2010

ISIN	DESC	eur m	TRADES
US465410BG26	REP OF ITALY 03/33 TF 5,375% USD	40.95	1 564
XS0098449456	REP OF ITALY 99/29 TV EUR	5.61	173
XS0100688190	REP OF ITALY 99/19 TV EUR	3.93	170
US465410BF43	REP OF ITALY 03/13 TF 4,375% USD	3.02	116
US465410BN76	REP OF ITALY 05/15 TF 4,50% USD	2.35	102

SUPRANATIONAL ENTITIES - August 2010

ISIN	DESC	eur m	TRADES
XS0290050524	B.E.I. 07/24 TF 4.125% EUR	11.43	348
XS0223791517	B.E.I. 05/35 MULTI COUPON EUR	9.45	570
IT0006506007	B.E.I. 96/16 ZERO COUPON EUR	8.77	620
XS0505157965	B.E.I. 10/30 TF 4% EUR	7.27	104
XS0249816579	B.E.I. 06/11 TF 3,625% EUR	6.88	124

BANKS - August 2010

ISIN	DESC	eur m	TRADES
NL0009483825	RBS N.V. 10/20 TF 5.00% EUR	114.31	3 819
DE000UB2F5S4	UBS AG 10/17 TF 4% EUR	71.31	2 183
NL0009487453	RBS N.V. 10/25 MULTI COUPON EUR	47.06	2 147
IT0004618507	DEXIA CREDIOP 10/16 TF 3,60% EUR	31.42	1 482
NL0009062215	RBS 09/19 MULTI COUPON EUR	29.02	1 443

CORPORATE - August 2010

ISIN	DESC	eur m	TRADES
IT0004576978	ENEL 10/16 TF 3.50% EUR	29.03	1 963
IT0004292691	ENEL 07/15 TV EUR	20.79	1 099
IT0004576994	ENEL 10/16 TV EUR	11.44	1 096
IT0004503717	ENI 09/15 TF 4.00% EUR	11.42	746
IT0004503766	ENI 09/15 TV EUR	11.01	890

TYPE OF STRUCTURE - MOST TRADED BONDS IN TERMS OF TURNOVER

PLAIN VANILLA - August 2010

ISIN	DESC	eur m	TRADES
NL0009483825	RBS N.V. 10/20 TF 5.00% EUR	114.31	3 819
DE000UB2F5S4	UBS AG 10/17 TF 4% EUR	71.31	2 183
US465410BG26	REP OF ITALY 03/33 TF 5,375% USD	40.95	1 564
DE0001135408	BUND 10/20 TITOLO CON CEDOLE TF 3% EUR	34.49	309
IT0004618507	DEXIA CREDIOP 10/16 TF 3,60% EUR	31.42	1 482

STRUCTURED INTEREST RATE - August 2010

ISIN	DESC	eur m	TRADES
NL0009487453	RBS N.V. 10/25 MULTI COUPON EUR	47.06	2 147
NL0009062215	RBS 09/19 MULTI COUPON EUR	29.02	1 443
IT0006715392	BARCLAYS BANK 10/25 MULTI COUP	28.81	1 460
IT0006712142	BARCLAYS BANK 10/25 MULTI COUP	23.00	758
NL0009408467	RBS N.V. 10/22 MULTI COUPON EUR	17.46	818

INFLATION LINKED - August 2010

ISIN	DESC	eur m	TRADES
NL0009289339	RBS 10/20 MULTI COUPON EUR	13.62	614
IT0006601469	RBS 06/11 TITOLO CON CEDOLE TV EUR	11.86	631
FR0000188799	OAT-I 02/32 TITOLO CON CEDOLE TV EUR	9.65	31
IT0004062656	MEDIOBANCA 06/11 TV EUR	5.90	319
IT0006710880	BARCLAYS BANK 10/25 MULTI COUPON EUR	5.31	438

INDEX LINKED - August 2010

ISIN	DESC	eur m	TRADES
IT0004291172	MEDIOBANCA 08/14 MULTI COUP	7.87	475
IT0006664137	DEUTSCHE BANK AG 08/14 MULTI COUP	7.65	426
IT0006699505	CREDIT SUISSE 09/15 MULTI COUPON EU	7.00	332
IT0006607623	MERRILL LYNCH 06/12 MULTI COUP	6.47	339
IT0003035299	UNICREDITO ITALIANO 00/10 MULTI COUP	5.64	332

EQUITY LINKED - August 2010

ISIN	DESC	eur m	TRADES
IT0006664459	DEUTSCHE BANK AG 08/14 MULTI COUP	6.33	376
IT0004397292	BANCA IMI 08/14 MULTI COUPON EUR	5.42	325
IT0001278941	CENTROBANCA 98/13 MULTI COUPON ITL	1.55	89
IT0006707811	BARCLAYS BANK 09/14 MULTI COUPON EUR	0.20	19
NL0009062223	RBS 09/14 TITOLO CON CEDOLE TV EUR	0.09	9

COMMODITY LINKED - August 2010

ISIN	DESC	eur m	TRADES
IT0003933154	MEDIOBANCA 05/11 ONE COUPON EUR	0.54	66
IT0006607474	BERS 06/11 ONE COUPON EUR	0.42	36

News

In August 1 bond issued by UBS AG, 1 by Unione di Banche Italiane S.c.p.A., 3 Government bonds issued by the French Republic and 2 Government bonds issued by the Federal Republic of Germany were listed on MOT market.

Markets Analysis

Piazza Affari, 6 - 20123 Milano
T +39 02 72426.478 | Fax +39 02 8646.4323
e-mail: research@borsaitaliana.it
www.borsaitaliana.it



Borsa Italiana
London Stock Exchange Group