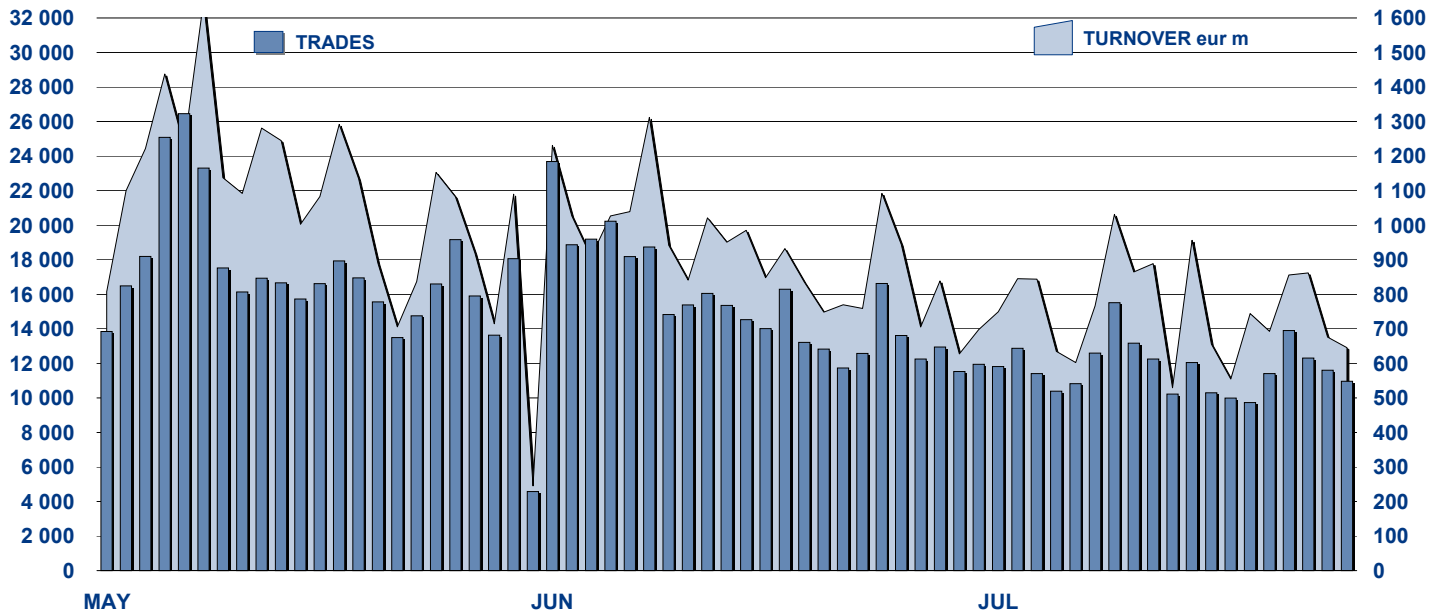


MOT DAILY TURNOVER



MAIN INDICATORS

LISTED BOND

TRADING

	DEC 2009		JUNE 2010		JULY 2010		JUNE 2010		JULY 2010		JAN-JUL 2010	
	LISTED	END OF MONTH	LISTED	NEW LISTED	LISTED	NEW LISTED	TRADES	TURNOVER	TRADES	TURNOVER	TRADES	TURNOVER
			END OF MONTH	BEGIN of JAN 2010	END of MONTH	EGIN of JAN 2010	number	eur m	number	eur m	number	eur m

MARKET SEGMENTS

ITALIAN GOVERNMENT BONDS	91	97	25	95	27	247 361	18 400.2	177 067	14 875.1	1 447 677	121 557.6
BONDS	289	329	59	330	64	76 602	1 315.2	71 753	1 280.2	614 596	11 837.2
EUROBONDS and ABSs	227	246	39	249	45	16 864	539.2	10 900	406.7	132 607	4 250.4
TOTAL	607	672	123	674	136	340 827	20 254.5	259 720	16 561.9	2 194 880	137 645.3

ISSUERS

ITALIAN GOVERNMENT BONDS	91	97	25	95	27	247 361	18 400.2	177 067	14 875.1	1 447 677	121 557.6
EUROBONDS REPUBLIC OF ITALY	14	14	-	14	-	3 459	78.3	2 191	54.0	18 274	483.4
FOREIGN PUBLIC DEBT	135	141	21	144	26	8 161	266.2	6 225	249.3	86 543	2 374.6
SUPRANATIONAL ENTITIES	107	116	14	115	14	10 304	257.2	7 749	164.8	80 464	2 074.4
BANKS	243	287	61	290	67	60 129	1 089.7	57 543	1 076.0	469 157	9 668.9
CORPORATE (*)	14	14	2	14	2	11 362	161.8	8 912	142.2	92 384	1 477.8
ABS	3	3	-	2	-	51	1.0	33	0.6	381	8.6
TOTAL	607	672	123	674	136	340 827	20 254.5	259 720	16 561.9	2 194 880	137 645.3

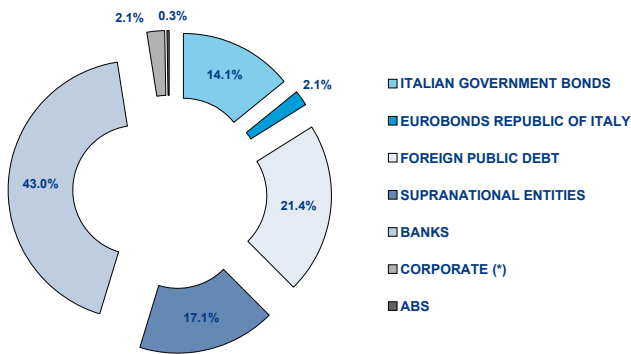
(*) BOC and BOP are included

TYPE OF STRUCTURE

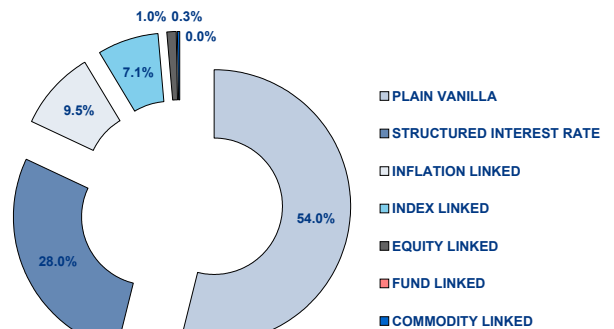
PLAIN VANILLA	295	315	53	312	54	44 271	997.9	37 908	862.6	348 598	8 353.9
STRUCTURED INTEREST RATE	119	157	32	162	38	30 168	553.7	28 990	536.7	257 029	5 136.1
INFLATION LINKED	49	52	7	55	11	8 313	150.5	6 844	148.8	71 235	1 543.7
INDEX LINKED	46	41	3	41	3	9 748	137.1	7 951	124.9	64 030	955.1
EQUITY LINKED	3	6	3	6	3	796	12.4	796	11.5	4 761	74.3
FUND LINKED	-	-	-	-	-	-	-	-	-	-	-
COMMODITY LINKED	2	2	-	2	-	132	1.7	136	1.7	1 310	18.6
CURRENCY LINKED	2	2	-	1	-	38	1.1	28	0.6	240	6.0
ITALIAN GOVERNMENT BONDS	91	97	25	95	27	247 361	18 400.2	177 067	14 875.1	1 447 677	121 557.6
TOTAL	607	672	123	674	136	340 827	20 254.5	259 720	16 561.9	2 194 880	137 645.3

FOCUS ON LISTED BONDS - END OF MONTH

LISTED BY ISSUERS



LISTED BY TYPE OF STRUCTURE



Italian Government Bonds are not included

ISSUERS - MOST TRADED BONDS IN TERMS OF TURNOVER

ITALIAN GOVERNMENT BONDS - July 2010				FOREIGN PUBLIC DEBT - July 2010			
ISIN	DESC	eur m	TRADES	ISIN	DESC	eur m	TRADES
IT0004594930	B.T.P. 1/3/2010 - 1/9/2020 TF 4% EUR	1 914.29	18 690	DE0001135408	BUND 10/20 TF 3% EUR	40.05	346
IT0004620305	C.C.T. EU 15/06/2010 - 15/12/2015 TV EUR	1 365.30	11 760	DE0001135390	BUND 09/20 TF 3.25% EUR	19.50	131
IT0004009673	B.T.P. 06/21 TF 3,75% EUR	909.65	11 743	DE0001030500	DBR-EI 06/16 TV EUR	14.17	75
IT0004615917	BTP 10/15 TITOLO TF 3% EUR	750.83	6 531	FR0000186413	OAT-I 99/29 TV EUR	14.03	21
IT0003934657	B.T.P. 05/37 TF 4.00% EUR	619.94	12 662	DE0001137305	SCHATZ 10/12 TF 0,5% EUR	7.77	50
EUROBONDS REPUBLIC OF ITALY - July 2010				SUPRANATIONAL ENTITIES - July 2010			
ISIN	DESC	eur m	TRADES	ISIN	DESC	eur m	TRADES
US465410BG26	REP OF ITALY 03/33 TF 5,375% USD	25.93	1 122	XS0495347287	B.E.I. 10/15 TF 2,5% EUR	11.92	257
US465410BN76	REP OF ITALY 05/15 TF 4,50% USD	6.15	273	XS0290050524	B.E.I. 07/24 TF 4.125% EUR	10.66	228
US465410BF43	REP OF ITALY 03/13 TF 4,375% USD	5.73	212	XS0223791517	B.E.I. 05/35 MULTI COUP EUR	8.10	493
XS0098449456	REP OF ITALY 99/29 TV EUR	4.86	230	IT0006506007	B.E.I. 98/16 ZERO COUP EUR	7.31	587
XS0453097205	INST. DE CRED. OFICIAL 09/15 TV EUR	3.99	86	IT0006571829	B.E.I. 04/15 MULTI COUP EUR	5.90	278
BANKS - July 2010				CORPORATE - July 2010			
ISIN	DESC	eur m	TRADES	ISIN	DESC	eur m	TRADES
NL0009483825	RBS N.V. 10/20 TF 5.00% EUR	105.37	4 226	IT0004576978	ENEL 10/16 TF 3.50% EUR	28.47	2 045
NL0009487453	RBS N.V. 10/25 MULTI COUP EUR	87.47	2 418	IT0004576994	ENEL 10/16 TV EUR	23.04	1 641
IT0004618507	DEXIA CREDIOP 10/16 TF 3,60% EUR	77.59	3 072	IT0004292691	ENEL 07/15 TV EUR	22.44	1 059
IT0006715392	BARCLAYS B. 10/25 MULTI COUP EUR	50.17	2 412	IT0004503766	ENI 09/15 TV EUR	22.36	1 349
IT0004608797	MEDIOBANCA 10/20 TF 4.50% EUR	24.78	1 164	IT0004503717	ENI 09/15 TF 4.00% EUR	10.62	750

TYPE OF STRUCTURE - MOST TRADED BONDS IN TERMS OF TURNOVER

PLAIN VANILLA - July 2010				STRUCTURED INTEREST RATE - July 2010			
ISIN	DESC	eur m	TRADES	ISIN	DESC	eur m	TRADES
NL0009483825	RBS N.V. 10/20 TF 5.00% EUR	105.37	4 226	NL0009487453	RBS N.V. 10/25 MULTI COUP EUR	87.47	2 418
IT0004618507	DEXIA CREDIOP 10/16 TF 3,60% EUR	77.59	3 072	IT0006715392	BARCLAYS B. 10/25 MULTI COUP EUR	50.17	2 412
DE0001135408	BUND 10/20 TF 3% EUR	40.05	346	NL0009408467	RBS N.V. 10/22 MULTI COUP EUR	23.18	1 104
IT0004576978	ENEL 10/16 TF 3.50% EUR	28.47	2 045	NL0009483833	RBS N.V. 10/20 MULTI COUP EUR	22.85	989
US465410BG26	REP OF ITALY 03/33 TF 5,375% USD	25.93	1 122	NL0009062215	RBS 09/19 MULTI COUP EUR	15.28	951
INFLATION LINKED - July 2010				INDEX LINKED - July 2010			
ISIN	DESC	eur m	TRADES	ISIN	DESC	eur m	TRADES
DE0001030500	DBR-EI 06/16 TV EUR	14.17	75	IT0006664137	DB AG 08/14 MULTI COUP EUR	14.49	669
FR0000186413	OAT-I 99/29 TV EUR	14.03	21	IT0003926547	BANCA CARIGE 05/11 MULTI COUP EUR	11.46	118
IT0006601469	RBS 06/11 TV EUR	13.53	718	IT0006607623	MERRILL LYNCH 06/12 MULTI COUP EUR	9.38	615
NL0009289339	RBS 10/20 MULTI COUP EUR	11.01	353	IT0004464407	MEDIOBANCA 09/15 MULTI COUP EUR	8.60	499
IT0003657563	BANCA INTESA 04/14 TV EUR	6.75	443	IT0003816243	BANCA NAZ LAV 05/11 MULTI COUP EUR	6.76	491
EQUITY LINKED - July 2010				COMMODITY LINKED - July 2010			
ISIN	DESC	eur m	TRADES	ISIN	DESC	eur m	TRADES
IT0004397292	BANCA IMI 08/14 MULTI COUP EUR	6.95	455	IT0003933154	MEDIOBANCA 05/11 ONE COUP EUR	1.05	89
IT0006664459	DB AG 08/14 MULTI COUP EUR	3.96	277	IT0006607474	BERS 06/11 ONE COUP EUR	0.68	47
IT0006707811	BARCLAYS B. 09/14 MULTI COUP EUR	0.31	26				
IT0001278941	CENTROBANCA 98/13 MULTI COUP ITL	0.26	28				
NL0009062223	RBS 09/14 TV EUR	0.03	7				

News

In July 2 bonds issued by RBS NV, 1 by each of Barclays Bank PLC, Banca IMI, Société Générale, Crédit Agricole, 4 Government bonds issued by the French Republic and 1 Government bond issued by The Federal Republic of German were listed on MOT market.

Markets Analysis

Piazza Affari, 6 - 20123 Milano
T +39 02 72426.478 | Fax +39 02 8646.4323
e-mail: research@borsaitaliana.it
www.borsaitaliana.it



Borsa Italiana
London Stock Exchange Group