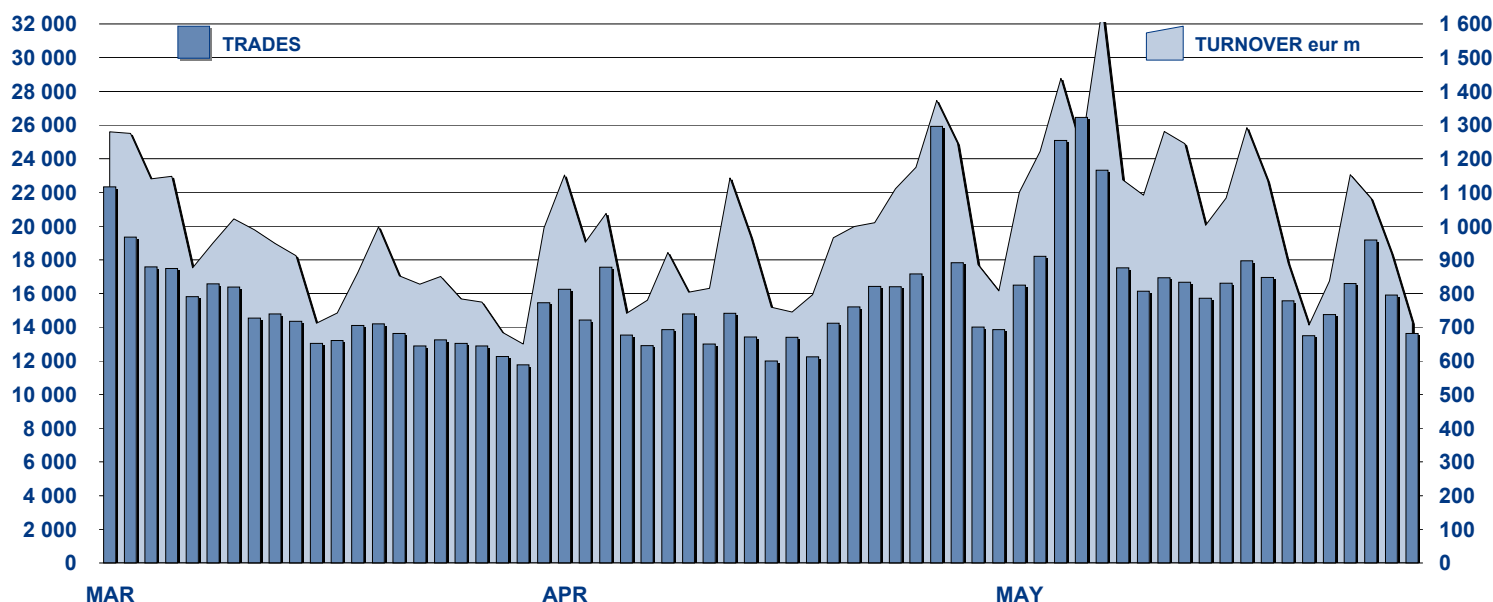


MOT DAILY TURNOVER



MAIN INDICATORS

	LISTED BOND					TRADING					
	DEC 2009	APRIL 2010		MAY 2010		APRIL 2010		MAY 2010		JAN-MAY 2010	
	LISTED END of MONTH	LISTED END of MONTH	NEW LISTED BEGIN of JAN 2010	LISTED END of MONTH	NEW LISTED BEGIN of JAN 2010	TRADES number	TURNOVER eur m	TRADES number	TURNOVER eur m	TRADES number	TURNOVER eur m

MARKET SEGMENTS

ITALIAN GOVERNMENT BONDS	91	95	17	95	20	191 830	16 967.3	248 814	20 299.6	1 023 249	88 282.4
BONDS	289	314	40	322	50	84 325	1 532.7	93 929	1 963.8	466 241	9 241.9
EUROBONDS and ABSs	227	236	22	244	32	26 939	727.4	24 217	749.7	104 843	3 304.6
TOTAL	607	645	79	661	102	303 094	19 227.4	366 960	23 013.1	1 594 333	100 828.8

ISSUERS

ITALIAN GOVERNMENT BONDS	91	95	17	95	20	191 830	16 967.3	248 814	20 299.6	1 023 249	88 282.4
EUROBONDS REPUBLIC OF ITALY	14	14	-	14	-	2 177	57.3	3 966	104.1	12 624	351.0
FOREIGN PUBLIC DEBT	135	142	16	144	20	22 459	461.5	13 845	399.8	72 157	1 859.1
SUPRANATIONAL ENTITIES	107	109	5	112	8	11 378	326.3	12 657	319.6	62 411	1 652.4
BANKS	243	267	41	278	52	63 919	1 248.9	75 258	1 699.8	351 485	7 503.2
CORPORATE (*)	14	15	2	15	2	11 266	164.7	12 367	189.2	72 110	1 173.8
ABS	3	3	-	3	-	65	1.3	53	1.0	297	7.0
TOTAL	607	645	79	661	102	303 094	19 227.4	366 960	23 013.1	1 594 333	100 828.8

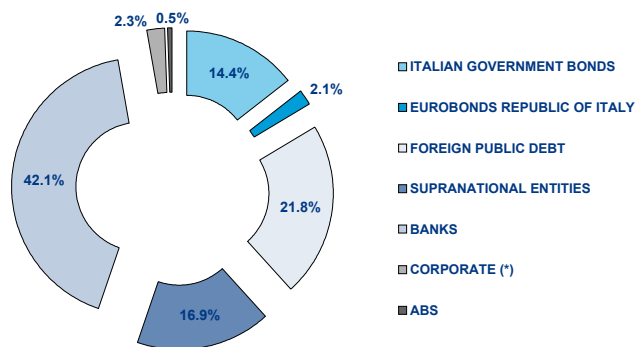
(*) BOC and BOP are included

TYPE OF STRUCTURE

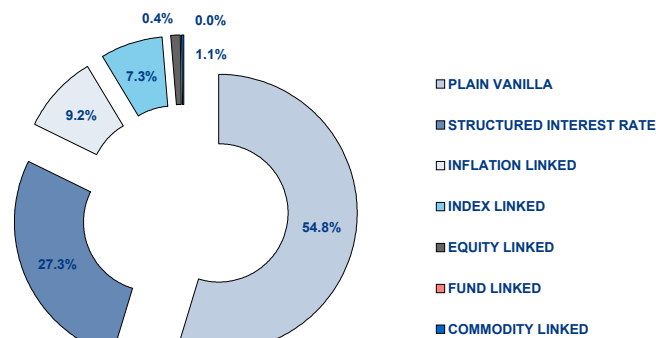
PLAIN VANILLA	295	300	31	309	42	51 624	1 120.1	62 752	1 701.3	266 419	6 493.4
STRUCTURED INTEREST RATE	119	147	20	154	27	37 955	741.7	34 299	647.3	197 871	4 045.6
INFLATION LINKED	49	52	7	52	7	10 978	237.1	9 568	195.6	56 078	1 244.4
INDEX LINKED	46	42	2	41	3	9 879	148.3	10 365	148.8	46 331	693.2
EQUITY LINKED	3	5	2	6	3	601	9.3	878	15.3	3 169	50.3
FUND LINKED	-	-	-	-	-	-	-	-	-	-	-
COMMODITY LINKED	2	2	-	2	-	215	3.3	239	4.4	1 042	15.2
CURRENCY LINKED	2	2	-	2	-	12	0.2	45	0.9	174	4.3
ITALIAN GOVERNMENT BONDS	91	95	17	95	20	191 830	16 967.3	248 814	20 299.6	1 023 249	88 282.4
TOTAL	607	645	79	661	102	303 094	19 227.4	366 960	23 013.1	1 594 333	100 828.8

FOCUS ON LISTED BONDS - END OF MONTH

LISTED BY ISSUERS



LISTED BY TYPE OF STRUCTURE



Italian Government Bonds are not included

ISSUERS - MOST TRADED BONDS IN TERMS OF TURNOVER

ITALIAN GOVERNMENT BONDS - May 2010				FOREIGN PUBLIC DEBT - May 2010			
ISIN	DESC	eur m	TRADES	ISIN	DESC	eur m	TRADES
IT0004594930	B.T.P. 1/3/2010 - 1/9/2020 TF 4% EUR	2 193.94	23 745	DE0001135390	BUND 09/20 TF 3.25% EUR	30.48	456
IT0004009673	B.T.P. 06/21 TF 3,75% EUR	1 692.32	22 679	DE0001137297	SCHATZ 10/12 TF 1% EUR	18.78	82
IT0004564636	B.T.P. 2009/2012 TF 2% EUR	1 339.56	13 128	FR0000188799	OAT-I 02/32 TV EUR	18.14	43
IT0003934657	B.T.P. 05/37 TF 4.00% EUR	1 252.06	22 960	DE0001135408	BUND 10/20 TF 3% EUR	17.56	170
IT0004568272	B.T.P. 15/01/2010 - 15/04/2015 TF 3.00% EU	1 016.49	9 571	FR0000186413	OAT-I 99/29 TV EUR	15.42	36

EUROBONDS REPUBLIC OF ITALY - May 2010				SUPRANATIONAL ENTITIES - May 2010			
ISIN	DESC	eur m	TRADES	ISIN	DESC	eur m	TRADES
US465410BG26	REP OF ITALY 03/33 TF 5,375% USD	32.93	1 744	XS0495347287	B.E.I. 10/15 TF 2.5% EUR	31.62	544
US465410BF43	REP OF ITALY 03/13 TF 4,375% USD	25.14	713	US298785DV50	B.E.I. 06/36 TF 4,875% USD	20.61	848
US465410BN76	REP OF ITALY 05/15 TF 4,50% USD	16.10	525	US298785EV42	B.E.I. 09/14 TF 2,375% USD	17.50	520
XS0098449456	REP OF ITALY 99/29 TV EUR	7.28	300	XS0290050524	B.E.I. 07/24 TF 4,125% EUR	15.09	474
XS0100688190	REP OF ITALY 99/19 TV EUR	6.58	287	IT0006506007	B.E.I. 96/16 ZERO COUP EUR	9.99	747

BANKS - May 2010				CORPORATE - May 2010			
ISIN	DESC	eur m	TRADES	ISIN	DESC	eur m	TRADES
IT0004608797	MEDIOBANCA 10/20 TF 4.50% EUR	610.44	15 157	IT0004576978	ENEL 10/16 TF 3.50% EUR	45.30	3 388
NL0009408467	RBS 10/22 MULTI COUP EUR	138.73	4 132	IT0004576994	ENEL 10/16 TV EUR	35.50	2 375
NL0009294040	RBS 10/18 MULTI COUP EUR	46.74	1 968	IT0004292691	ENEL 07/15 TV EUR	29.12	1 522
NL0009289313	RBS 10/20 REVERSE EUR	34.83	1 609	IT0004503766	ENI 09/15 TV EUR	19.69	1 370
IT0004540719	MEDIOBANCA 09/14 TF 3.00% EUR	25.61	1 394	XS0129648621	FIAT 01/11 TF 6,75% EUR	16.89	989

TYPE OF STRUCTURE - MOST TRADED BONDS IN TERMS OF TURNOVER

PLAIN VANILLA - May 2010				STRUCTURED INTEREST RATE - May 2010			
ISIN	DESC	eur m	TRADES	ISIN	DESC	eur m	TRADES
IT0004608797	MEDIOBANCA 10/20 TF 4.50% EUR	610.44	15 157	NL0009408467	RBS 10/22 MULTI COUP EUR	138.73	4 132
IT0004576978	ENEL 10/16 TF 3.50% EUR	45.30	3 388	NL0009294040	RBS 10/18 MULTI COUP EUR	46.74	1 968
IT0004576994	ENEL 10/16 TV EUR	35.50	2 375	NL0009289313	RBS 10/20 REVERSE EUR	34.83	1 609
US465410BG26	REP OF ITALY 03/33 TF 5,375% USD	32.93	1 744	NL0009062215	RBS 09/19 MULTI COUP EUR	24.55	1 295
XS0495347287	B.E.I. 10/15 TF 2.5% EUR	31.62	544	IT0006714395	BARCL BANK 10/21 MULTI COUP EUR	24.39	1 246

INFLATION LINKED - May 2010				INDEX LINKED - May 2010			
ISIN	DESC	eur m	TRADES	ISIN	DESC	eur m	TRADES
IT0006601469	RBS 06/11 TV EUR	20.36	1 032	IT0004291172	MEDIOBANCA 08/14 MULTI COUP EUR	10.31	540
FR0000188799	OAT-I 02/32 TV EUR	18.14	43	IT0006607623	MER LYNCH 06/12 MULTI COUP EUR	9.93	608
FR0000186413	OAT-I 99/29 TV EUR	15.42	36	IT0003035299	UNICREDIT 00/10 MULTI COUP EUR	9.54	516
IT0004062656	MEDIOBANCA 06/11 TV EUR	8.64	515	IT0004166663	UNICREDIT 07/13 MULTI COUP EUR	8.12	488
NL0009289339	RBS 10/20 MULTI COUP EUR	8.47	368	IT0003816243	BNL 05/11 MULTI COUP EUR	7.76	525

EQUITY LINKED - May 2010				COMMODITY LINKED - May 2010			
ISIN	DESC	eur m	TRADES	ISIN	DESC	eur m	TRADES
IT0004397292	BANCA IMI 08/14 MULTI COUPON EUR	10.69	575	IT0006607474	BERS 06/11 ONE COUPON EUR	1.65	78
IT0006664459	DEU BANK 08/14 MULTI COUP EUR	2.34	159	IT0003933154	MEDIOBANCA 05/11 ONE COUP EUR	2.72	161
IT0001278941	CENTROB 98/13 MULTI COUP ITL	1.70	93				
IT0006707811	BARCL BANK 09/14 MULTI COUP EUR	0.29	28				
IT0006707803	BARCL BANK 09/15 MULTI COUP EUR	0.15	8				

News

In May 2 bond issued by Barclays Bank PLC, 5 by The Royal Bank of Scotland, 2 by Deutsche Bank AG, 1 by Citigroup Funding Inc., 1 by Mediobanca - Banca di Credito Finanziario S.p.A., 3 by the European Investment Bank, 2 by the KfW, 2 Government bonds by the Hellenic Republic and 2 by the German Federal Republic were listed on MOT market.

Markets Analysis

Piazza Affari, 6 - 20123 Milano
 T +39 02 72426.478 | Fax +39 02 8646.4323
 e-mail: research@borsaitaliana.it
 www.borsaitaliana.it



Borsa Italiana
 London Stock Exchange Group