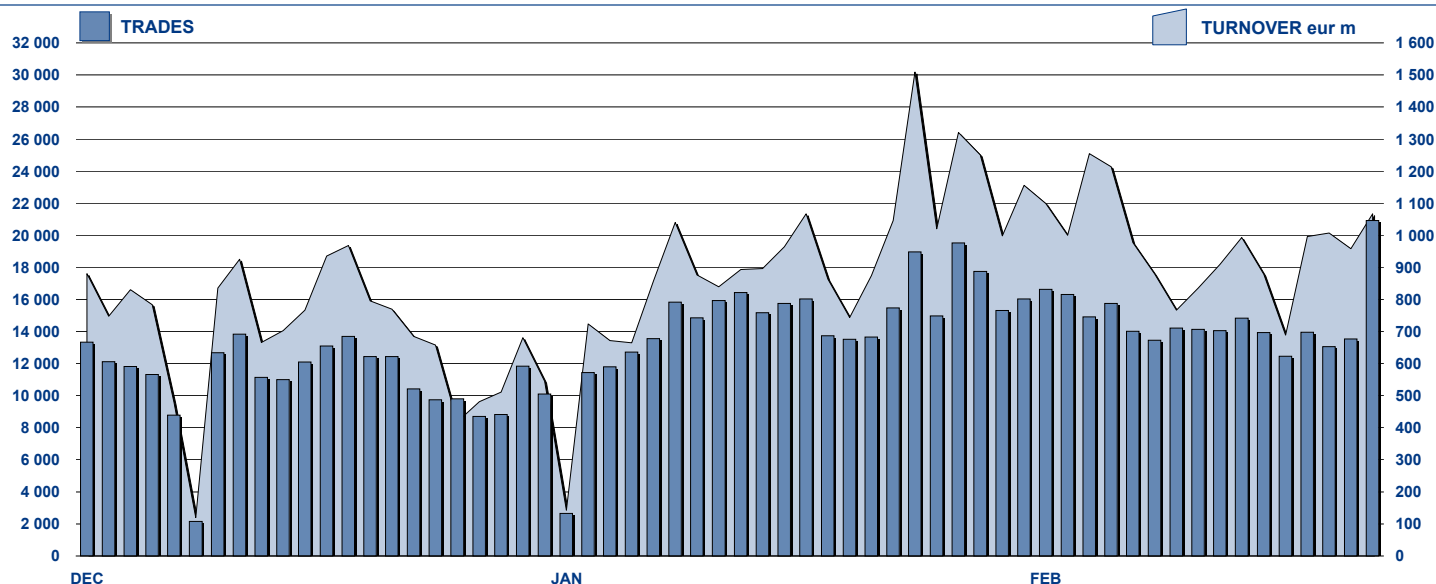


MOT DAILY TURNOVER



MAIN INDICATORS

LISTED BOND

TRADING

	DEC 2009		JANUARY 2010		FEBRUARY 2010		JANUARY 2010		FEBRUARY 2010		JAN-FEB 2010		
	LISTED END of MONTH	LISTED END of MONTH	NEW LISTED BEGIN of JAN 2010	LISTED END of MONTH	NEW LISTED BEGIN of JAN 2010	LISTED END of MONTH	NEW LISTED BEGIN of JAN 2010	TRADES number	TURNOVER eur m	TRADES number	TURNOVER eur m	TRADES number	TURNOVER eur m
MARKET SEGMENTS													
ITALIAN GOVERNMENT BONDS	91	93	6	93	9	182 703	14 816.4	197 860	17 911.2	380 563	32 727.6		
BONDS	289	299	14	305	23	76 187	1 532.2	88 534	1 731.1	164 721	3 263.3		
EUROBONDS and ABSs	227	228	4	228	8	15 533	570.0	18 350	607.3	33 883	1 177.3		
TOTAL	607	620	24	626	40	274 423	16 918.6	304 744	20 249.6	579 167	37 168.1		
ISSUERS													
ITALIAN GOVERNMENT BONDS	91	93	6	93	9	182 703	14 816.4	197 860	17 911.2	380 563	32 727.6		
EUROBONDS REPUBLIC OF ITALY	14	14	-	14	-	1 941	60.1	2 072	57.1	4 013	117.3		
FOREIGN PUBLIC DEBT	135	135	3	137	6	9 957	304.6	11 823	341.6	21 780	646.2		
SUPRANATIONAL ENTITIES	107	108	1	107	2	12 161	311.7	12 313	307.5	24 474	619.2		
BANKS	243	253	14	257	23	60 940	1 303.7	65 652	1 363.2	126 592	2 666.9		
CORPORATE (*)	14	14	-	15	2	6 667	120.2	14 967	267.4	21 634	387.6		
ABS	3	3	-	3	-	54	1.9	57	1.5	111	3.4		
TOTAL	607	620	24	626	42	274 423	16 918.6	304 744	20 249.6	579 167	37 168.1		

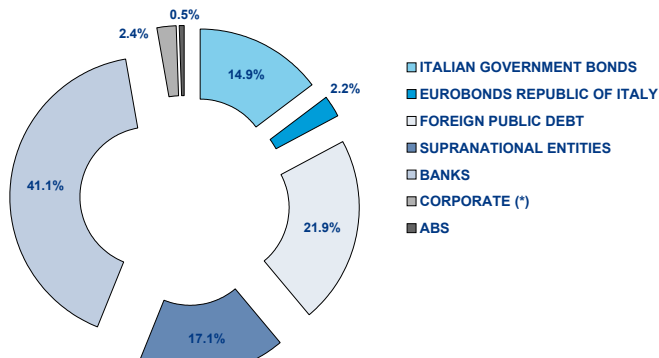
(*) BOC and BOP are included

TYPE OF STRUCTURE

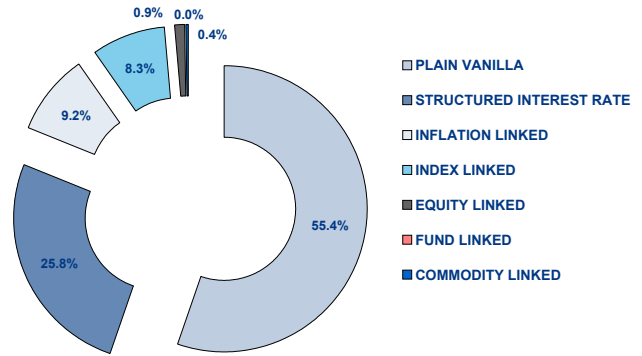
PLAIN VANILLA	295	288	5	294	16	34 280	898.2	47 381	1 135.7	81 661	2 033.9
STRUCTURED INTEREST RATE	119	135	7	137	9	36 321	772.8	40 362	836.9	76 683	1 609.7
INFLATION LINKED	49	51	4	49	4	12 586	307.9	10 815	246.4	23 401	554.3
INDEX LINKED	46	44	-	44	-	7 793	112.5	7 527	107.4	15 320	219.9
EQUITY LINKED	3	5	2	5	2	499	8.0	524	7.9	1 023	15.8
FUND LINKED	-	-	-	-	-	-	-	-	-	-	-
COMMODITY LINKED	2	2	-	2	-	212	2.3	232	3.0	444	5.3
CURRENCY LINKED	2	2	-	2	-	29	0.4	43	1.1	72	1.6
ITALIAN GOVERNMENT BONDS	91	93	6	93	9	182 703	14 816.4	197 860	17 911.2	380 563	32 727.6
TOTAL	607	620	24	626	40	274 423	16 918.6	304 744	20 249.6	579 167	37 168.1

FOCUS ON LISTED BONDS - END OF MONTH

LISTED BY ISSUERS



LISTED BY TYPE OF STRUCTURE



Italian Government Bonds are not included

ISSUERS - MOST TRADED BONDS IN TERMS OF TURNOVER

ITALIAN GOVERNMENT BONDS - February 2010

ISIN	DESC	eur m	TRADES
IT0004009673	B.T.P. 06/21 TF 3,75% EUR	1 751.98	22 481
IT0004536949	B.T.P. 09/20 TF 4.25% EUR	1 360.05	10 202
IT0004564636	B.T.P. 2009/2012 TF 2% EUR	1 259.61	13 966
IT0003934657	B.T.P. 05/37 TF 4.00% EUR	1 188.80	21 555
IT0004568272	B.T.P. 15/01/2010-15/04/2015 TF 3.00%	1 140.99	12 216

FOREIGN PUBLIC DEBT - February 2010

ISIN	DESC	eur m	TRADES
DE0001135390	BUND 09/20 TF 3.25% EUR	52.37	538
DE0001135275	BUND 05/37 TF 4.00% EUR	22.66	416
DE0001135382	BUND 09/19 TF 3,5% EUR	20.71	120
GR0124018525	GGB 02/12 TF 5,25% EUR	14.17	808
GR0124031650	GGB 09/19 TF 6% EUR	11.88	918

EUROBONDS REPUBLIC OF ITALY - February 2010

ISIN	DESC	eur m	TRADES
XSO100688190	REP OF ITALY 99/19 TV EUR	21.03	464
US465410BG26	REP OF ITALY 03/33 TTF 5,375% USD	14.94	899
XSO098449456	REP OF ITALY 99/29 TV EUR	7.48	257
US465410BF43	REP OF ITALY 03/13 TF 4,375% USD	4.93	167
XS0453097205	INST DE CREDITO OFICIAL 09/15 TV	2.58	51

SUPRANATIONAL ENTITIES - February 2010

ISIN	DESC	eur m	TRADES
XS0290050524	B.E.I. 07/24 TF 4.125% EUR	40.18	933
XS0425743506	B.E.I. 09/16 TF 3.5% EUR	15.41	298
XS0408966199	B.E.I. 09/14 TF 3,125% EUR	12.30	210
US298785EV42	B.E.I. 09/14 TF 2,375% USD	11.96	379
XS0249816579	B.E.I. 06/11 TF 3,625% EUR	11.79	224

BANKS - February 2010

ISIN	DESC	eur m	TRADES
NL0009289313	RBS 10/20 REVERSE EUR	116.42	4 577
NL0009289321	RBS 10/20 MULTI COUPON EUR	101.45	3 262
IT0006712142	BARCLAYS BANK 10/25 MULTI COUP	101.06	3 074
NL0009289347	RBS 10/15 STEP COUPON EUR	70.27	2 714
IT0004540719	MEDIOBANCA 09/14 TF 3.00% EUR	43.21	1 939

CORPORATE - February 2010

ISIN	DESC	eur m	TRADES
IT0004576978	ENEL 10/16 TF 3.50% EUR	61.55	3 958
IT0004576994	ENEL 10/16 TV EUR	39.51	2 089
IT0004503766	ENI 09/15 TV EUR	36.50	1 648
IT0004292691	ENEL 07/15 TV EUR	35.84	1 911
XS0129648621	FIAT 01/11 TF 6,75% EUR	23.25	1 156

TYPE OF STRUCTURE - MOST TRADED BONDS IN TERMS OF TURNOVER

PLAIN VANILLA - February 2010

ISIN	DESC	eur m	TRADES
IT0004576978	ENEL 10/16 TF 3.50% EUR	61.55	3 958
DE0001135390	BUND 09/20 TF 3.25% EUR	52.37	538
IT0004540719	MEDIOBANCA 09/14 TF 3.00% EUR	43.21	1 939
XS0290050524	B.E.I. 07/24 TF 4.125% EUR	40.18	933
IT0004576994	ENEL 10/16 TV EUR	39.51	2 089

STRUCTURED INTEREST RATE - February 2010

ISIN	DESC	eur m	TRADES
NL0009289313	RBS 10/20 REVERSE EUR	116.42	4 577
NL0009289321	RBS 10/20 MULTI COUPON EUR	101.45	3 262
IT0006712142	BARCLAYS BANK 10/25 MULTI COUP	101.06	3 074
NL0009289347	RBS 10/15 STEP COUPON EUR	70.27	2 714
NL0009062215	RBS 09/19 MULTI COUPON EUR	41.89	1 767

INFLATION LINKED - February 2010

ISIN	DESC	eur m	TRADES
NL0009289339	RBS 10/20 MULTI COUPON EUR	39.33	1 276
IT0006601469	RBS 06/11 TV EUR	30.99	1 129
IT0006710880	BARCLAYS BANK 10/25 MULTI COUP	23.12	841
IT0006706326	BARCLAYS BANK 09/19 MULTI COUP	15.92	765
IT0003594873	BANCA INTESA 04/14 TV EUR	9.77	709

INDEX LINKED - February 2010

ISIN	DESC	eur m	TRADES
IT0003806434	DEXIA CREDIOP 05/10 TV EUR	10.45	511
IT0003035299	UNICREDITO ITALIANO 00/10 MULTI COU	10.34	563
IT0003816243	BANCA NAZ LAVORO 05/11 MULTI COUP	9.76	505
IT0006607623	MERRILL LYNCH 06/12 MULTI COUP	4.89	335
IT0006640236	MORGAN STANLEY 07/13 MULTI COUP	4.04	255

EQUITY LINKED - February 2010

ISIN	DESC	eur m	TRADES
IT0004397292	BANCA IMI 08/14 MULTI COUPON EUR	6.35	375
IT0001278941	CENTROBANCA 98/13 MULTI COUP	1.06	106
IT0006707811	BARCLAYS BANK 09/14 MULTI COUP	0.29	22
NL0009062223	RBS 09/14 TV EUR	0.09	12
IT0006707803	BARCLAYS BANK 09/15 MULTI COUP	0.07	9

COMMODITY LINKED - February 2010

ISIN	DESC	eur m	TRADES
IT0003933154	MEDIOBANCA 05/11 ONE COUPON EUR	1.93	145
IT0006607474	BERS 06/11 ONE COUPON EUR	1.08	87

News

In February 1 bond issued by Barclays Bank PLC, 3 by The Royal Bank of Scotland, 2 by Unione di Banche Italiane S.c.p.A., 1 by Credito Emiliano S.p.A., 2 by Enel S.p.A., 1 by European Investment Bank, 2 government bonds by the French Republic and 1 government bond by the German Federal Republic were listed on MOT market.

Markets Analysis

Piazza Affari, 6 - 20123 Milano

T +39 02 72426.478 | Fax +39 02 8646.4323

e-mail: research@borsaitaliana.it

www.borsaitaliana.it



Borsa Italiana
London Stock Exchange Group