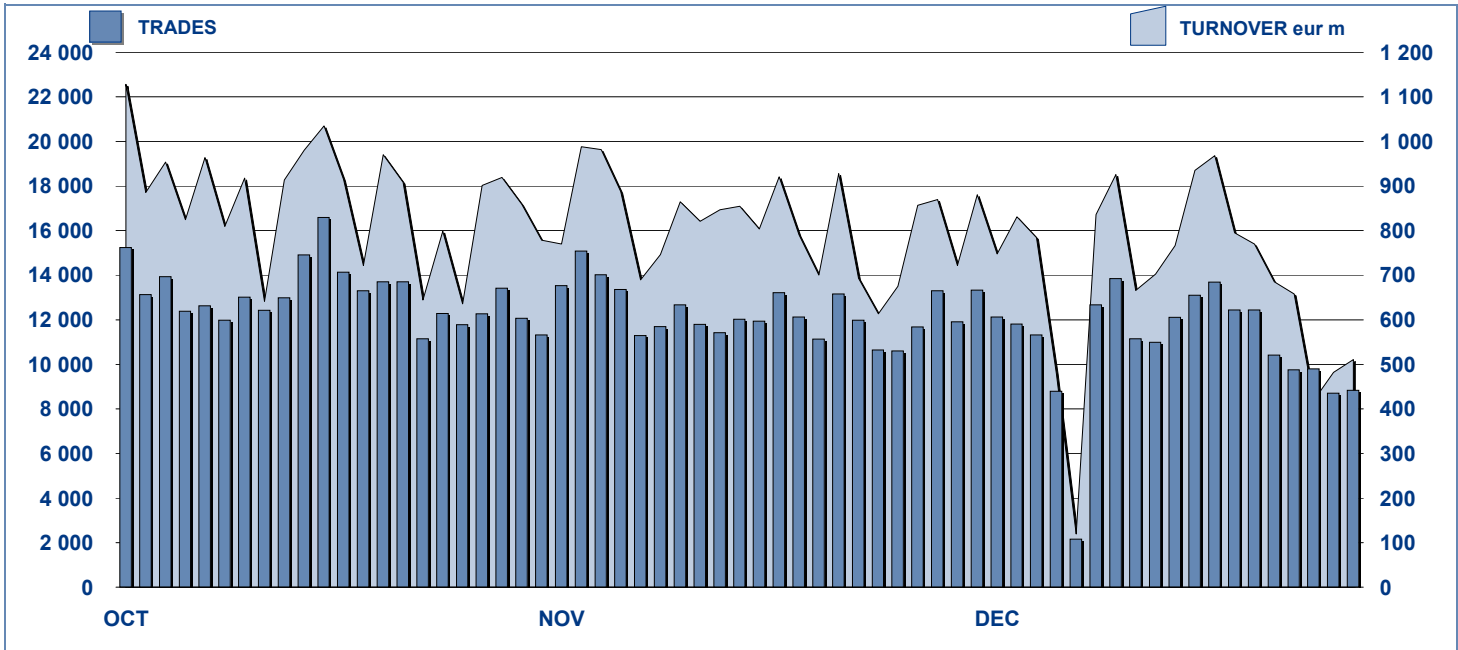


MOT DAILY TURNOVER



MAIN INDICATORS

LISTED BOND

TRADING

DEC 2008 LISTED END OF MONTH	NOVEMBER 2009		DECEMBER 2009		NOVEMBER 2009		DECEMBER 2009		JAN-DEC 2009	
	LISTED	NEW LISTED	LISTED	NEW LISTED	TRADES number	TURNOVER eur m	TRADES number	TURNOVER eur m	TRADES number	TURNOVER eur m

MARKET SEGMENTS

ITALIAN GOVERNMENT BONDS	93	93	46	91	48	173 387	15 068.5	150 580	12 466.0	2 708 498	210 971.7
BONDS	276	285	47	289	54	71 301	1 445.3	53 748	968.3	661 019	11 288.0
EUROBONDS and ABSs	195	230	63	227	66	13 891	507.2	15 100	524.9	178 748	6 600.0
TOTAL	564	608	156	607	168	258 579	17 021.1	219 428	13 959.2	3 548 265	228 859.7

ISSUERS

ITALIAN GOVERNMENT BONDS	93	93	46	91	48	173 387	15 068.5	150 580	12 466.0	2 708 498	210 971.7
EUROBONDS REPUBLIC OF ITALY	14	14	1	14	1	1 909	47.3	1 623	43.5	19 451	524.4
FOREIGN PUBLIC DEBT	106	135	47	135	50	7 567	244.0	9 633	250.2	56 043	2 321.9
SUPRANATIONAL ENTITIES	107	109	13	107	13	11 041	285.5	11 752	320.9	166 453	4 069.5
BANKS	226	239	47	243	54	56 024	1 218.9	39 952	763.6	480 384	8 839.0
CORPORATE (*)	13	14	2	14	2	8 596	155.6	5 840	113.3	116 505	2 109.4
ABS	5	4	-	3	-	55	1.2	48	1.7	931	23.9
TOTAL	564	608	156	607	168	258 579	17 021.1	219 428	13 959.2	3 548 265	228 859.7

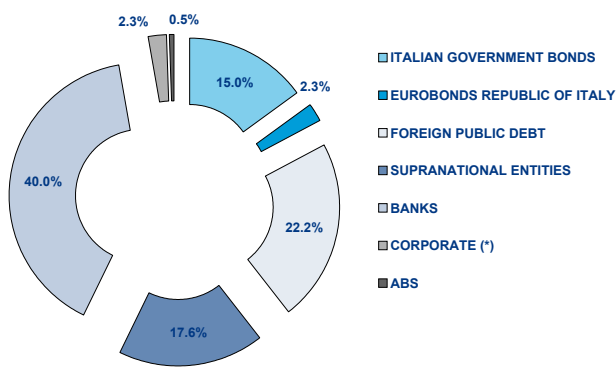
(*) BOC and BOP are included

TYPE OF STRUCTURE

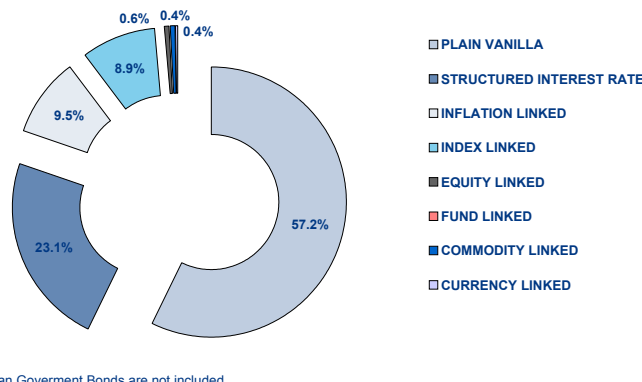
PLAIN VANILLA	236	296	92	295	97	37 696	1 033.5	33 139	861.4	395 198	10 709.4
STRUCTURED INTEREST RATE	125	116	3	119	6	27 908	545.9	20 466	355.0	235 780	3 741.4
INFLATION LINKED	54	49	5	49	6	10 167	224.0	7 428	164.3	102 048	1 898.6
INDEX LINKED	50	48	8	46	8	8 700	135.9	7 206	102.6	100 678	1 449.2
EQUITY LINKED	3	3	2	3	2	542	10.9	454	7.9	4 230	60.9
FUND LINKED	-	-	-	-	-	-	-	-	-	-	-
COMMODITY LINKED	2	2	-	2	-	140	1.9	122	1.2	1 422	17.4
CURRENCY LINKED	1	1	-	2	1	39	0.4	33	0.7	411	11.0
ITALIAN GOVERNMENT BONDS	93	93	46	91	48	173 387	15 068.5	150 580	12 466.0	2 708 498	210 971.7
TOTAL	564	608	156	607	168	258 579	17 021.1	219 428	13 959.2	3 548 265	228 859.7

FOCUS ON LISTED BONDS - END OF MONTH

LISTED BY ISSUERS



LISTED BY TYPE OF STRUCTURE



Italian Government Bonds are not included

ISSUERS - MOST TRADED BONDS IN TERMS OF TURNOVER

ITALIAN GOVERNMENT BONDS - December 2009				FOREIGN PUBLIC DEBT - December 2009			
ISIN	DESC	eur m	TRADES	ISIN	DESC	eur m	TRADES
IT0003934657	B.T.P. 05/37 TF 4.00% EUR	1 321.61	20 587	DE0001135275	BUND 05/37 TF 4.00% EUR	17.13	495
IT0004009673	B.T.P. 06/21 TF 3.75% EUR	1 182.52	17 295	DE0001135390	BUND 09/20 TF 3.25% EUR	12.31	252
IT0004518715	C.C.T. 01/07/2009 - 01/07/2016 TV EUR	918.02	6 049	DE0001135382	BUND 09/19 TF 3.5% EUR	9.11	151
IT0004536949	B.T.P. 09/20 TF 4.25% EUR	839.07	7 651	IT0006592080	REP AUSTRIACA 05/22 MULTICOUPEUR EUR	8.50	705
IT0004404965	C.C.T. 08/15 TV EUR	460.48	3 739	DE0001137289	SCHATZ 09/11 TF 1.25% EUR	7.88	88
EUROBONDS REPUBLIC OF ITALY - December 2009				SUPRANATIONAL ENTITIES - December 2009			
ISIN	DESC	eur m	TRADES	ISIN	DESC	eur m	TRADES
US465410BG26	REP OF ITALY 03/33 TF 5.375% USD	18.32	808	XS0290050524	B.E.I. 07/24 TF 4.125% EUR	25.27	780
XS0100688190	REP OF ITALY 99/19 TV EUR	7.07	253	XS0425743506	B.E.I. 09/16 TF 3.5% EUR	16.53	383
XS0098449456	REP OF ITALY 99/29 TV EUR	5.04	220	US298785EV42	B.E.I. 09/14 TF 2.375% USD	15.59	374
US465410BN76	REP OF ITALY 05/15 TF 4.50% USD	3.90	112	US298785DV50	B.E.I. 06/36 TF 4.875% USD	15.05	590
US465410BF43	REP OF ITALY 03/13 TF 4.375% USD	3.37	88	XS0423205524	B.E.I. 09/14 TF 3.375% GBP	9.51	359
BANKS - December 2009				CORPORATE - December 2009			
ISIN	DESC	eur m	TRADES	ISIN	DESC	eur m	TRADES
NL0009062215	ABN AMRO BANK 09/19 MULTICOUPEUR	74.61	2 320	IT0004503766	ENI 09/15 TV EUR	20.88	1 060
IT0004540719	MEDIOPANCA 09/14 TF 3.00% EUR	48.66	1 850	XS0129648621	FIAT 01/11 TF 6.75% EUR	17.95	808
IT0004540842	MEDIOPANCA 09/14 TV EUR	32.08	885	IT0004503717	ENI 09/15 TF 4.00% EUR	17.41	959
IT0000961357	ABN AMRO BANK 09/16 TF 4.30% EUR	29.44	1 099	IT0004292691	ENEL 07/15 TITOLO CON CEDOLE TV EUR	15.39	946
XS0290050524	B.E.I. 07/24 TF 4.125% EUR	25.27	780	XS0107525403	FIAT 00/10 TF 6.25% EUR	10.13	422
IT0000961357	ABN AMRO BANK 09/16 TF 4.30% EUR	29.44	1 099				

TYPE OF STRUCTURE - MOST TRADED BONDS IN TERMS OF TURNOVER

PLAIN VANILLA - December 2009				STRUCTURED INTEREST RATE - December 2009			
ISIN	DESC	eur m	TRADES	ISIN	DESC	eur m	TRADES
IT0004540719	MEDIOPANCA 09/14 TF 3.00% EUR	48.66	1 850	NL0009062215	ABN AMRO BANK 09/19 MULTICOUPEUR	74.61	2 320
IT0004540842	MEDIOPANCA 09/14 TV EUR	32.08	885	IT0003866412	UNICREDIT EX CAPITALIA 05/15 TV SUB EU	16.09	894
NL0009061357	ABN AMRO BANK 09/16 TF 4.30% EUR	29.44	1 099	XS0220507023	B.E.I. 05/20 TITOLO CON CEDOLE TV EUR	8.64	297
XS0290050524	B.E.I. 07/24 TF 4.125% EUR	25.27	780	IT0006592080	REP AUSTRIACA 05/22 MULTI COUPON	8.50	705
IT0004503766	ENI 09/15 TV EUR	20.88	1 060	XS0222844952	B.E.I. 05/20 MULTI COUPON EUR	8.37	347
INFLATION LINKED - December 2009				INDEX LINKED - December 2009			
ISIN	DESC	eur m	TRADES	ISIN	DESC	eur m	TRADES
IT0006706326	BARCLAYS BANK 09/19 MULTI COUP	31.33	763	IT0003035299	UNICREDITO ITALIANO 00/10 MULTI COUP	9.38	569
IT0006601469	ABN AMRO BANK 06/11 TV EUR	11.83	673	IT0003806434	DEXIA CREDIOP 05/10 TV EUR	8.36	405
IT0003793483	DEXIA CREDIOP 05/10 TV EUR	8.45	406	IT0006607623	MERRILL LYNCH 06/12 MULTI COUPON EUR	6.96	435
IT0003623003	MEDIOPANCA 04/14 TV EUR	6.06	261	IT0006645326	MERRILL LYNCH 07/13 MULTI COUPON EUR	5.97	378
IT0004124068	MEDIOPANCA 06/12 TV EUR	5.89	310	IT0003816243	BANCA NAZ LAVORO 05/11 MULTI COUP	5.96	420
EQUITY LINKED - December 2009				COMMODITY LINKED - December 2009			
ISIN	DESC	eur m	TRADES	ISIN	DESC	eur m	TRADES
IT0004397292	BANCA IMI 08/14 MULTI COUPON EUR	7.03	388	IT0003933154	MEDIOPANCA 05/11 ONE COUPON EUR	0.83	88
IT0001278941	CENTROBANCA 98/13 MULTICOUPEUR IT	0.56	50	IT0006607474	BERS 06/11 ONE COUPON EUR	0.41	34
NL0009062223	ABN AMRO BANK 09/14 TV EUR	0.26	16				
NL0009062223	ABN AMRO BANK 09/14 TV EUR	0.03	3				

News

DomesticMOT

ABN AMRO Bank N.V.: 1 zero coupon and 3 structured interest rate bonds

Barclays Bank Plc: 1 bond linked to a basket of currencies and 1 inflation linked

Mediobanca S.p.A.: 1 bond with fixed coupons

1 Credit Suisse and 1 Deutsche Bank AG issue programme

EuroMOT

2 Government bonds of the Kingdom of Spain

1 OAT of the Republic of France

Markets Analysis

Piazza Affari, 6 - 20123 Milano
 T +39 02 72426.478 | Fax +39 02 8646.4323
 e-mail: research@borsaitaliana.it
www.borsaitaliana.it



Borsa Italiana
 London Stock Exchange Group

The publication of this document does not represent solicitation, by Borsa Italiana S.p.A., of public saving and is not to be considered as a recommendation by Borsa Italiana as to the suitability of the investment, if any, herein described.
 This document has not to be considered complete and it is meant for information and discussion purposes only. Borsa Italiana accepts no liability, arising, without limitation to the generality of the foregoing, from inaccuracies and/or mistakes, for decisions and/or actions taken by any party based on this documents.
 Trademarks Borsa Italiana and Borsa Italiana's logo, IDEM, MOT, MTA, STAR, SeDox, IMB, IDEX, Bit Club, Academy, MiniBIB, DOM, EuroMOT, Market Connect, NIS, Borsa Virtuale, EXtraMOT, MIV are owned by Borsa Italiana S.p.A.
 FTSE is a registered trademark of London Stock Exchange plc and The Financial Times Limited and is used by FTSE International Limited under licence.
 London Stock Exchange, the coat of arms device and AIM are a registered trade mark of London Stock Exchange plc.
 The above trademarks and any other trademark owned by the London Stock Exchange Group cannot be used without express written consent by the Company having the ownership of the same.
 Borsa Italiana S.p.A. and its subsidiaries are subject to direction and coordination of London Stock Exchange Group Holdings (Italy) Ltd - Italian branch.
 © December 2009 Borsa Italiana S.p.A. All rights reserved.