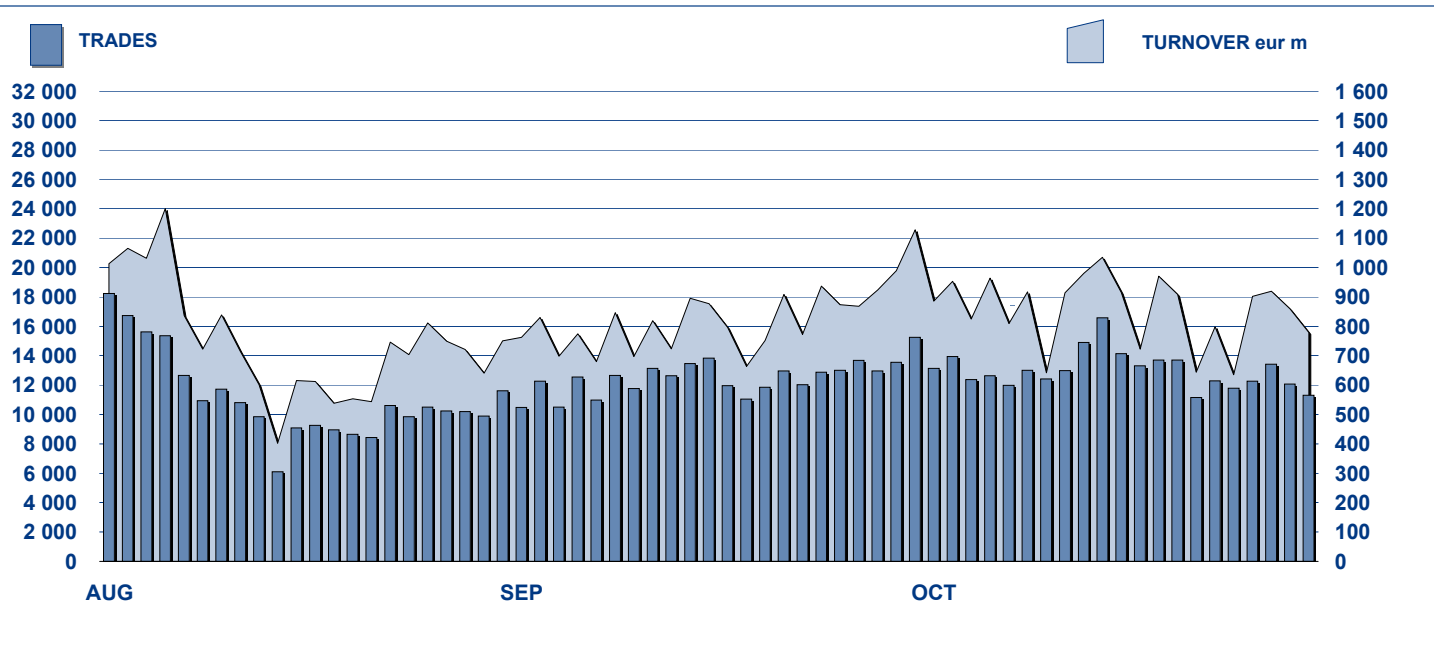


MOT DAILY TURNOVER



MAIN INDICATORS

LISTED BOND

TRADING

	DEC 2008		SEPTEMBER 2009		OCTOBER 2009		SEPTEMBER 2009		OCTOBER 2009		JAN-OCT 2009	
	LISTED	END of MONTH	LISTED	NEW LISTED	LISTED	NEW LISTED	TRADES	TURNOVER	TRADES	TURNOVER	TRADES	TURNOVER

MARKET SEGMENTS

ITALIAN GOVERNMENT BONDS	93	95	41	94	44	192 399	16 124.6	197 032	17 037.1	2 384 531	183 437.2
BONDS	276	278	30	284	42	67 407	1 213.6	77 764	1 490.0	535 970	8 874.3
EUROBONDS and ABSs	195	224	54	226	58	11 988	497.2	13 505	575.8	149 757	5 567.9
TOTAL	564	597	125	604	144	271 794	17 835.4	288 301	19 102.8	3 070 258	197 879.4

ISSUERS

ITALIAN GOVERNMENT BONDS	93	95	41	94	44	192 399	16 124.6	197 032	17 037.1	2 384 531	183 437.2
EUROBONDS REPUBLIC OF ITALY	14	13	-	14	1	1 404	39.0	1 630	41.0	15 919	433.6
FOREIGN PUBLIC DEBT	106	131	40	131	42	5 219	213.9	6 577	275.0	38 843	1 827.7
SUPRANATIONAL ENTITIES	107	109	12	109	13	11 476	280.7	13 316	332.2	143 660	3 463.1
BANKS	226	231	30	238	42	52 278	1 006.8	60 682	1 245.3	384 408	6 856.5
CORPORATE (*)	13	14	2	14	2	8 926	168.7	8 986	169.8	102 069	1 840.5
ABS	5	4	-	4	-	92	1.6	78	2.4	828	21.0
TOTAL	564	597	125	604	144	271 794	17 835.4	288 301	19 102.8	3 070 258	197 879.4

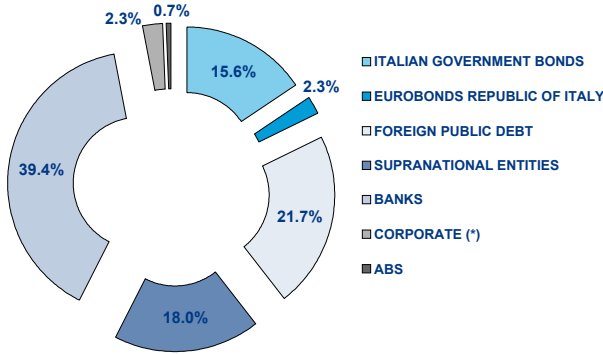
(*) BOC and BOP are included

TYPE OF STRUCTURE

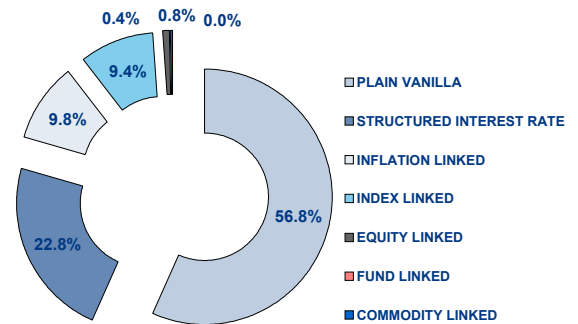
PLAIN VANILLA	236	284	74	289	82	37 177	1 037.6	37 484	1 051.6	324 363	8 814.5
STRUCTURED INTEREST RATE	125	117	2	116	3	21 560	327.5	28 640	562.5	187 406	2 840.4
INFLATION LINKED	54	50	3	50	5	9 308	178.4	11 562	231.8	84 453	1 510.3
INDEX LINKED	50	45	4	48	8	10 646	157.5	12 819	209.1	84 772	1 210.7
EQUITY LINKED	3	3	1	4	2	450	6.6	592	8.7	3 234	42.2
FUND LINKED	-	-	-	-	-	-	-	-	-	-	-
COMMODITY LINKED	2	2	-	2	-	152	1.8	125	1.6	1 160	14.3
CURRENCY LINKED	1	1	-	1	-	102	1.5	47	0.5	339	9.9
ITALIAN GOVERNMENT BONDS	93	95	41	94	44	192 399	16 124.6	197 032	17 037.1	2 384 531	183 437.2
TOTAL	564	597	125	604	144	271 794	17 835.4	288 301	19 102.8	3 070 258	197 879.4

FOCUS ON LISTED BONDS - END OF MONTH

LISTED BY ISSUERS



LISTED BY TYPE OF STRUCTURE



Italian Government Bonds are not included

ISSUERS - MOST TRADED BONDS IN TERMS OF TURNOVER

ITALIAN GOVERNMENT BONDS - October 2009				FOREIGN PUBLIC DEBT - October 2009			
ISIN	DESC	eur m	TRADES	ISIN	DESC	eur m	TRADES
IT0004009673	B.T.P. 06/21 TF 3,75% EUR	1 439.85	19531	DE0001135382	BUND 09/19 TF 3,5% EUR	27.11	161
IT0003934657	B.T.P. 05/37 TF 4.00% EUR	1 389.73	23779	DE0001141547	BOBL 09/14 TF 2,25% EUR	16.50	192
IT0004518715	C.C.T. 01/07/2009 - 01/07/2016 TV EUR	1 289.84	8236	DE0001141471	BOBL 05/10 TF 2,5% EUR	12.44	32
IT0004536949	B.T.P. 09/20 TF 4.25% EUR	1 108.04	9179	DE0001135283	BUND 05/15 TF 3,25% EUR	12.42	60
IT0004489610	B.T.P. 09/19 TF 4,25% EUR	894.11	8793	DE0001135259	BUND 04/14 TF 4,25% EUR	11.31	69

EUROBONDS REPUBLIC OF ITALY - October 2009				SUPRANATIONAL ENTITIES - October 2009			
ISIN	DESC	eur m	TRADES	ISIN	DESC	eur m	TRADES
US465410BG26	REP OF ITALY 03/33 TF 5,375% USD	16.38	646	XS0408966199	B.E.I. 09/14 TF 3,125% EUR	23.04	403
XS0100688190	REP OF ITALY 99/19 TV EUR	8.49	403	XS0425743506	B.E.I. 09/16 TF 3,5% EUR	22.88	516
XS0098449456	REP OF ITALY 99/29 TV EUR	5.70	242	XS0290050524	B.E.I. 07/24 TF 4,125% EUR	22.50	522
US465410BN76	REP OF ITALY 05/15 TF 4,50% USD	3.75	113	XS0327177134	B.E.I. 07/13 4,375% EUR	14.00	132
US465410BF43	REP OF ITALY 03/13 TF 4,375% USD	1.93	86	XS0249816579	B.E.I. 06/11 TF 3,625% EUR	13.78	289

BANKS - October 2009				CORPORATE - October 2009			
ISIN	DESC	eur m	TRADES	ISIN	DESC	eur m	TRADES
NL0009062215	ABN AMRO BANK 09/19 MULTI COUPC	203.84	5170	IT0004503766	ENI 09/15 TV EUR	30.90	1510
NL0009061357	ABN AMRO BANK 09/16 TF 4.30% EUR	73.57	2198	IT0004503717	ENI 09/15 TF 4.00% EUR	23.18	1418
NL0009058981	ABN AMRO BANK 09/14 TF 4% EUR	68.36	2329	XS0129648621	FIAT 01/11 TF 6,75% EUR	22.81	1126
IT0006706326	BARCLAYS BANK 09/19 MULTI COUPC	64.57	1868	IT0004292691	ENEL 07/15 TV EUR	18.15	1258
NL0009054907	ABN AMRO BANK 09/19 TF 5,5% EUR	34.89	1750	XS0184373925	TELECOM ITALIA 04/19 TF 5,375% EUF	17.61	160

TYPE OF STRUCTURE - MOST TRADED BONDS IN TERMS OF TURNOVER

PLAIN VANILLA - October 2009				STRUCTURED INTEREST RATE - October 2009			
ISIN	DESC	eur m	TRADES	ISIN	DESC	eur m	TRADES
NL0009061357	ABN AMRO BANK 09/16 TF 4.30% EUR	73.57	2198	NL0009062215	ABN AMRO BANK 09/19 MULTI COUPC	203.84	5170
NL0009058981	ABN AMRO BANK 09/14 TF 4% EUR	68.36	2329	XS0137544465	FIAT 01/11 STEP COUPON EUR	17.55	1117
NL0009054907	ABN AMRO BANK 09/19 TF 5,5% EUR	34.89	1750	IT0003866412	UNICREDIT EX CAPITALIA 05/15 TV SL	14.72	857
IT0004503766	ENI 09/15 TV EUR	30.90	1510	IT0003815955	DEXIA CREDIOP 05/10 TV EUR	12.21	655
IT0006706300	BARCLAYS BANK 09/11 TF 3% EUR	27.99	1031	XS0223791517	B.E.I. 05/35 MULTI COUPON EUR	10.34	636

INFLATION LINKED - October 2009				INDEX LINKED - October 2009			
ISIN	DESC	eur m	TRADES	ISIN	DESC	eur m	TRADES
IT0006706326	BARCLAYS BANK 09/19 MULTI COUPC	64.57	1868	IT0003816243	BANCA NAZ LAVORO 05/11 MULTI CO	22.08	1138
IT0003748313	UNICREDIT EX CAPITALIA 04/14 TV S	18.14	844	IT0004291172	MEDIOBANCA 08/14 MULTI COUPON E	15.90	826
IT0006601469	ABN AMRO BANK 06/11 TV EUR	15.58	938	IT0003806434	DEXIA CREDIOP 05/10 TITOLO CON C	14.92	732
IT0003793483	DEXIA CREDIOP 05/10 TV EUR	14.89	802	IT0003035299	UNICREDITO ITALIANO 00/10 MULTI C	13.83	690
IT0003806244	DEXIA CREDIOP 05/10 TV EUR	9.29	571	IT0006592361	MERRILL LYNCH 05/11 MULTI COUPO	12.96	639

EQUITY LINKED - October 2009				COMMODITY LINKED - October 2009			
ISIN	DESC	eur m	TRADES	ISIN	DESC	eur m	TRADES
IT0004397292	BANCA IMI 08/14 MULTI COUPON EUR	6.72	419	IT0006607474	BERS 06/11 ONE COUPON EUR	1.21	83
IT0001278941	CENTROBANCA 98/13 MULTI COUPOI	1.36	128	IT0003933154	MEDIOBANCA 05/11 ONE COUPON EU	0.35	42
IT0003739841	BANCA INTESA 04/09 TV EUR	0.55	42				
NL0009062223	ABN AMRO BANK 09/14 TV EUR	0.03	3				

News

Markets Analysis
 Piazza Affari, 6 - 20123 Milano
 T +39 02 72426.478 | Fax +39 02 8646.4323
 e-mail: research@borsaitaliana.it
 www.borsaitaliana.it

 **Borsa Italiana**
 London Stock Exchange Group