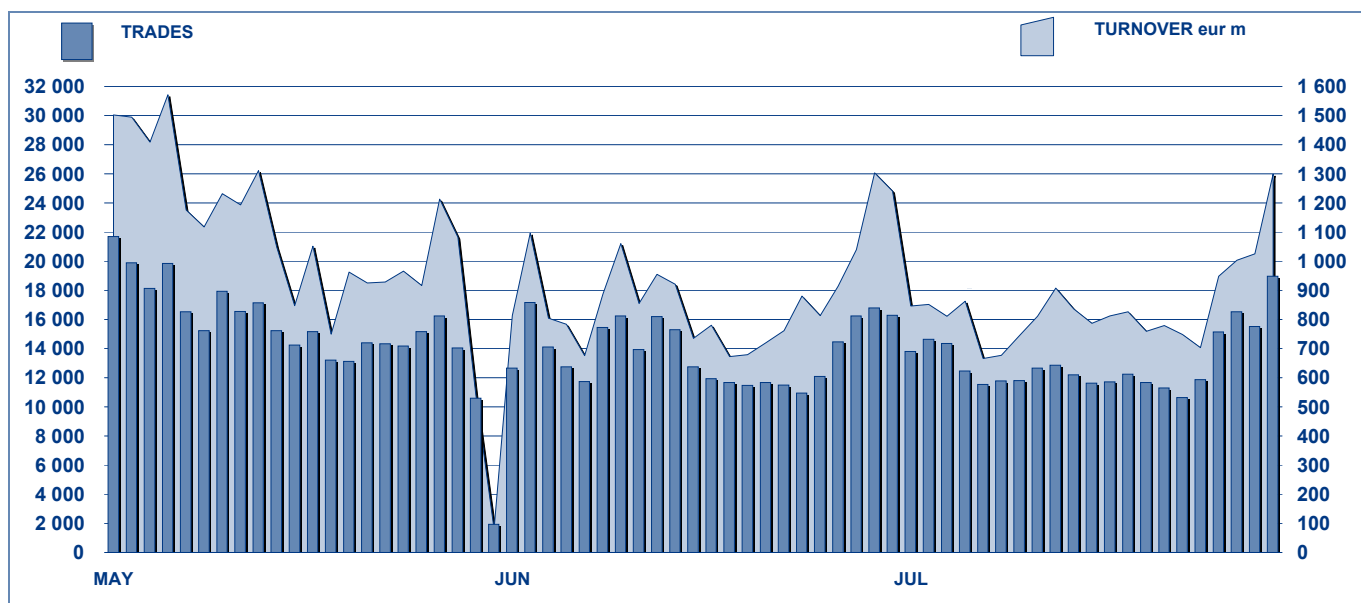


MOT DAILY TURNOVER



MAIN INDICATORS

LISTED BOND

TRADING

DEC 2008	JUNE 2009		JULY 2009		JUNE 2009		JULY 2009		JAN-JUL 2009	
LISTED END OF MONTH	LISTED END OF MONTH	NEW LISTED EGIN OF JAN 2009	LISTED END OF MONTH	NEW LISTED EGIN OF JAN 2009	TRADES number	TURNOVER eur m	TRADES number	TURNOVER eur m	TRADES number	TURNOVER eur m

MARKET SEGMENTS

ITALIAN GOVERNMENT BONDS	93	94	28	95	33	220 812	16 143.9	223 621	18 405.0	1 824 340	136 073.1
BONDS	276	277	17	275	21	50 192	811.5	71 277	1 257.8	337 593	5 080.0
EUROBONDS and ABSs	195	219	40	219	45	11 805	513.2	13 440	585.2	114 616	4 128.5
TOTAL	564	590	85	589	99	282 809	17 468.5	308 338	20 248.1	2 276 549	145 281.6

ISSUERS

ITALIAN GOVERNMENT BONDS	93	94	28	95	33	220 812	16 143.9	223 621	18 405.0	1 824 340	136 073.1
EUROBONDS REPUBLIC OF ITALY	14	13	-	13	-	1 380	32.1	1 368	35.6	11 521	315.2
FOREIGN PUBLIC DEBT	106	130	31	126	31	3 132	198.1	4 286	209.9	23 158	1 182.0
SUPRANATIONAL ENTITIES	107	106	9	109	12	12 692	330.5	13 555	358.2	108 708	2 630.0
BANKS	226	227	15	228	21	33 996	559.1	47 922	901.9	230 740	3 675.5
CORPORATE (*)	13	15	2	14	2	10 713	202.9	17 522	335.4	77 508	1 391.2
ABS	5	5	-	4	-	84	1.9	64	2.0	574	14.6
TOTAL	564	590	85	589	99	282 809	17 468.5	308 338	20 248.1	2 276 549	145 281.6

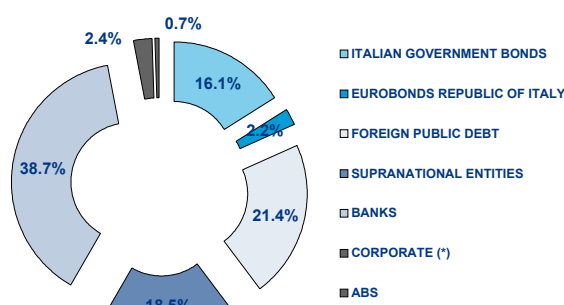
(*) BOC and BOP are included

TYPE OF STRUCTURE

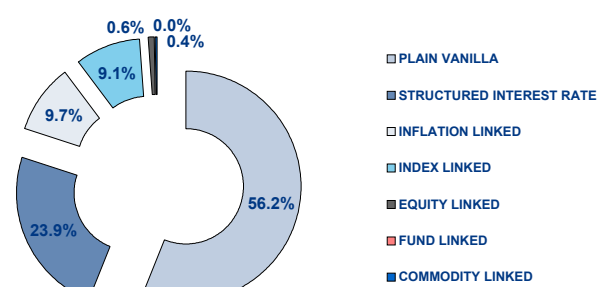
PLAIN VANILLA	236	275	54	277	62	29 641	836.2	45 500	1 230.3	217 342	5 733.5
STRUCTURED INTEREST RATE	125	119	1	118	1	16 073	237.3	20 118	299.1	120 727	1 712.1
INFLATION LINKED	54	50	-	48	1	7 429	123.6	8 904	164.9	57 379	988.9
INDEX LINKED	50	46	1	45	1	8 425	120.6	9 764	142.6	53 867	732.9
EQUITY LINKED	3	3	1	3	1	273	4.3	345	4.6	1 932	23.7
FUND LINKED	-	-	-	-	-	-	-	-	-	-	-
COMMODITY LINKED	2	2	-	2	-	134	1.8	78	1.2	783	9.7
CURRENCY LINKED	1	1	-	1	-	22	0.9	8	0.4	179	7.6
ITALIAN GOVERNMENT BONDS	93	94	28	95	33	220 812	16 143.9	223 621	18 405.0	1 824 340	136 073.1
TOTAL	564	590	85	589	99	282 809	17 468.5	308 338	20 248.1	2 276 549	145 281.6

FOCUS ON LISTED BONDS - END OF MONTH

LISTED BY ISSUERS



LISTED BY TYPE OF STRUCTURE



Italian Government Bonds are not included

ISSUERS - MOST TRADED BONDS IN TERMS OF TURNOVER

ITALIAN GOVERNMENT BONDS - July 2009

ISIN	DESC	eur m	TRADES
IT0004489610	B.T.P. 09/19 TF 4,25% EUR	2 621.02	30 981
IT0004404965	C.C.T. 08/15 TV EUR	1 112.34	9 867
IT0004356843	B.T.P. 08/23 TF 4,75% EUR	836.40	11 123
IT0003934657	B.T.P. 05/37 TF 4,00% EUR	661.10	13 694
IT0004286966	B.T.P. 07/39 TF 5% EUR	628.53	10 607

FOREIGN PUBLIC DEBT - July 2009

ISIN	DESC	eur m	TRADES
GR0338001531	GGB-EI 02/25 TV EUR	9.40	47
DE0001135382	BUND 09/19 TF 3,5% EUR	9.36	65
DE0001135374	BUND 08/19 TF 3,75% EUR	9.23	30
DE0001141471	BOBL 05/10 TF 2,5% EUR	9.19	40
IT0006592080	REP AUSTRIACA 05/22 MULTI COUPON EUR	8.63	731

EUROBONDS REPUBLIC OF ITALY - July 2009

ISIN	DESC	eur m	TRADES
US465410BC26	REP OF ITALY 03/33 TF 5,375% USD	9.55	591
XS0098449456	REP OF ITALY 99/29 TV EUR	5.28	224
XS0100688190	REP OF ITALY 99/19 TV EUR	4.30	181
US465410BN76	REP OF ITALY 05/15 TF 4,50% USD	2.30	126
US465410BF43	REP OF ITALY 03/13 TF 4,375% USD	2.03	88

SUPRANATIONAL ENTITIES - July 2009

ISIN	DESC	eur m	TRADES
XS0425743506	B.E.I. 09/16 TF 3,5% EUR	61.84	1 501
XS0408966199	B.E.I. 09/14 TF 3,125% EUR	27.41	578
XS0290050524	B.E.I. 07/24 TF 4,125% EUR	20.24	967
XS0249816579	B.E.I. 06/11 TF 3,625% EUR	15.87	300
XS0272359489	B.E.I. 06/16 TF 3,875% EUR	15.02	367

BANKS - July 2009

ISIN	DESC	eur m	TRADES
NL0009054907	ABN AMRO BANK 09/19 TF 5,5% EUR	105.49	3 781
IT0006703208	BARCLAYS BANK 09/19 TF 6,00% EUR	76.70	2 373
NL0009054899	ABN AMRO BANK 09/14 TV EUR	71.89	2 344
NL0009056555	ABN AMRO BANK 09/12 TF 3,50% EUR	70.48	2 270
IT0003816243	BNL 05/11 MULTI COUPON EUR	38.27	2 044

CORPORATE - July 2009

ISIN	DESC	eur m	TRADES
IT0004503766	ENI 09/15 TV EUR	102.77	5 134
IT0004503717	ENI 09/15 TF 4,00% EUR	89.42	5 837
XS0129648621	FIAT 01/11 TF 6,75% EUR	25.98	1 308
XS0107525403	FIAT 00/10 TF 6,25% EUR	25.63	966
XS0184373925	TELECOM ITALIA 04/19 TF 5,375% EUR	25.62	243

TYPE OF STRUCTURE - MOST TRADED BONDS IN TERMS OF TURNOVER

PLAIN VANILLA - July 2009

ISIN	DESC	eur m	TRADES
NL0009054907	ABN AMRO BANK 09/19 TF 5,5% EUR	105.49	3 781
IT0004503766	ENI 09/15 TV EUR	102.77	5 134
IT0004503717	ENI 09/15 TF 4,00% EUR	89.42	5 837
IT0006703208	BARCLAYS BANK 09/19 TF 6,00% EUR	76.70	2 373
NL0009054899	ABN AMRO BANK 09/14 TV EUR	71.89	2 344

STRUCTURED INTEREST RATE - July 2009

ISIN	DESC	eur m	TRADES
IT0003694442	UNICREDIT EX CAPITALIA 04/14 MULTI COUPO	22.08	732
IT0006571829	B.E.I. 04/15 MULTI COUPON EUR	14.98	822
XS0223791517	B.E.I. 05/35 MULTI COUPON EUR	14.82	986
XS0200676160	UNICREDITO ITALIANO 04/19 MULTI COUPON E	14.53	251
IT0003866412	UNICREDIT EX CAPITALIA 05/15 TV SUB EUR	14.07	941

INFLATION LINKED - July 2009

ISIN	DESC	eur m	TRADES
IT0003748313	UNICREDIT EX CAPITALIA 04/14 TV SUB EU	20.56	1 294
XS0258132272	B.E.I. 06/16 TV EUR	10.76	280
GR0338001531	GGB-EI 02/25 TV EUR	9.40	47
IT0003793483	DEXIA CREDIOP 05/10 TV EUR	9.20	763
IT0003623003	MEDIOBANCA 04/14 TV EUR	7.79	411

INDEX LINKED - July 2009

ISIN	DESC	eur m	TRADES
IT0003816243	BNL 05/11 MULTI COUPON EUR	38.27	2 044
IT0003035299	UNICREDITO ITALIANO 00/10 MULTI COUPON E	16.36	1 060
IT0006590076	MERRILL LYNCH 05/11 MULTI COUPON EUR	10.36	499
IT0006607623	MERRILL LYNCH 06/12 MULTI COUPON EUR	8.01	435
XS0208904796	GOLDMAN SACHS GROUP 05/10 MULTI COUPC	6.87	596

EQUITY LINKED - July 2009

ISIN	DESC	eur m	TRADES
IT0004397292	BANCA IMI 08/14 MULTI COUPON EUR	3.82	273
IT0001278941	CENTROBANCA 98/13 MULTI COUPON ITL	0.75	58
IT0003739841	BANCA INTESA 04/09 TV EUR	0.08	14

COMMODITY LINKED - July 2009

ISIN	DESC	eur m	TRADES
IT0006607474	BERS 06/11 ONE COUPON EUR	0.83	48
IT0003933154	MEDIOBANCA 05/11 ONE COUPON EUR	0.36	30

News

Research & Development
 Piazza Affari, 6 - 20123 Milano
 T +39 02 72426.478 | Fax +39 02 8646.4323
 e-mail: research@borsaitaliana.it
www.borsaitaliana.it

 **Borsa Italiana**
 London Stock Exchange Group