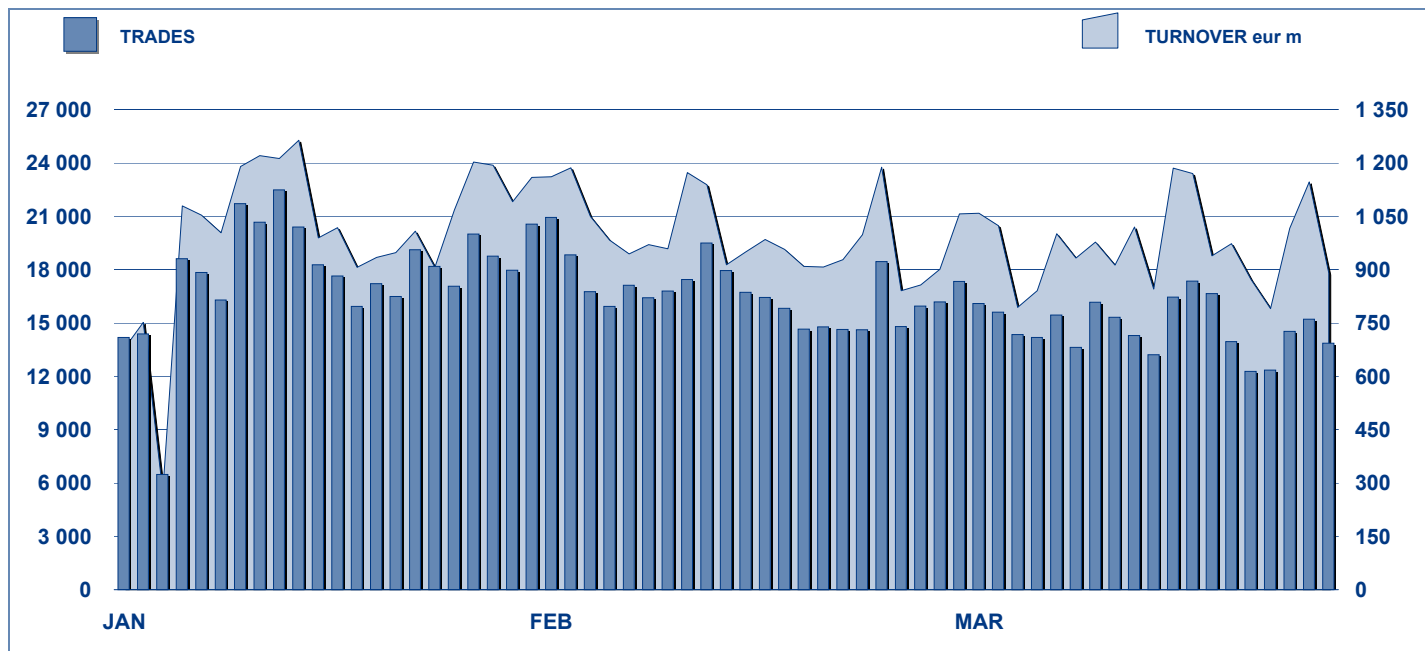


MOT DAILY TURNOVER



MAIN INDICATORS

| | LISTED BOND | | | | | TRADING | | | | | |
|--|------------------------|------------------------|---------------------------------|------------------------|---------------------------------|------------------|-------------------|------------------|-------------------|------------------|-------------------|
| | DEC 2008 | FEBRUARY 2009 | | MARCH 2009 | | FEBRUARY 2009 | | MARCH 2009 | | JAN-MAR 2009 | |
| | LISTED END OF MONTH | LISTED END OF MONTH | NEW LISTED BEGIN OF JAN 2009 | LISTED END OF MONTH | NEW LISTED BEGIN OF JAN 2009 | TRADES number | TURNOVER eur m | TRADES number | TURNOVER eur m | TRADES number | TURNOVER eur m |

MARKET SEGMENTS

| | | | | | | | | | | | |
|--------------------------|------------|------------|-----------|------------|-----------|----------------|-----------------|----------------|-----------------|------------------|-----------------|
| ITALIAN GOVERNMENT BONDS | 93 | 96 | 10 | 96 | 14 | 282 521 | 19 242.5 | 270 245 | 20 037.1 | 865 836 | 59 233.0 |
| BONDS | 276 | 274 | 2 | 275 | 5 | 41 329 | 548.7 | 40 997 | 518.3 | 122 540 | 1 593.9 |
| EUROBONDS and ABSs | 195 | 200 | 8 | 204 | 16 | 15 257 | 505.9 | 19 183 | 643.6 | 50 773 | 1 656.5 |
| TOTAL | 564 | 570 | 20 | 575 | 35 | 339 107 | 20 297.1 | 330 425 | 21 199.0 | 1 039 149 | 62 483.4 |

ISSUERS

| | | | | | | | | | | | |
|-----------------------------|------------|------------|-----------|------------|-----------|----------------|-----------------|----------------|-----------------|------------------|-----------------|
| ITALIAN GOVERNMENT BONDS | 93 | 96 | 10 | 96 | 14 | 282 521 | 19 242.5 | 270 245 | 20 037.1 | 865 836 | 59 233.0 |
| EUROBONDS REPUBLIC OF ITALY | 14 | 14 | - | 14 | - | 2 066 | 65.0 | 1 948 | 58.4 | 5 751 | 163.0 |
| FOREIGN PUBLIC DEBT | 106 | 110 | 5 | 117 | 13 | 2 844 | 129.2 | 3 474 | 176.4 | 9 124 | 436.6 |
| SUPRANATIONAL ENTITIES | 107 | 107 | 3 | 105 | 3 | 15 561 | 340.0 | 16 330 | 382.3 | 43 881 | 985.8 |
| BANKS | 226 | 225 | 2 | 225 | 5 | 26 551 | 355.0 | 28 039 | 369.1 | 81 571 | 1 095.0 |
| CORPORATE (*) | 13 | 13 | - | 13 | - | 9 478 | 164.0 | 10 350 | 175.0 | 32 783 | 566.0 |
| ABS | 5 | 5 | - | 5 | - | 86 | 1.4 | 39 | 0.7 | 203 | 4.0 |
| TOTAL | 564 | 570 | 20 | 575 | 35 | 339 107 | 20 297.1 | 330 425 | 21 199.0 | 1 039 149 | 62 483.4 |

(*) BOC and BOP are included

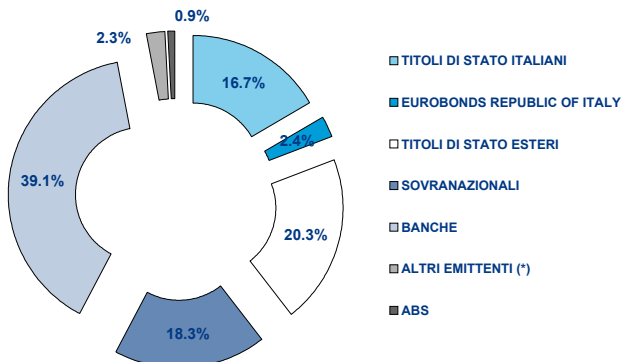
TYPE OF STRUCTURE

| | | | | | | | | | | | |
|--------------------------|-----|-----|---|-----|----|--------|-------|--------|-------|--------|---------|
| PLAIN VANILLA | 236 | 241 | 9 | 248 | 19 | 24 333 | 589.7 | 28 250 | 715.3 | 79 418 | 1 925.7 |
| STRUCTURED INTEREST RATE | 125 | 124 | - | 124 | 1 | 17 079 | 228.4 | 15 779 | 212.4 | 46 967 | 609.7 |
| INFLATION LINKED | 54 | 53 | - | 52 | - | 8 172 | 140.6 | 7 752 | 128.3 | 24 652 | 420.1 |
| INDEX LINKED | 50 | 49 | - | 49 | - | 6 576 | 88.8 | 8 097 | 101.9 | 20 975 | 276.5 |
| EQUITY LINKED | 3 | 4 | 1 | 3 | 1 | 266 | 2.9 | 160 | 1.6 | 893 | 10.1 |
| FUND LINKED | - | - | - | - | - | - | - | - | - | - | - |
| COMMODITY LINKED | 2 | 2 | - | 2 | - | 96 | 1.2 | 109 | 1.1 | 289 | 3.2 |
| CURRENCY LINKED | 1 | 1 | - | 1 | - | 64 | 3.0 | 33 | 1.3 | 119 | 5.2 |

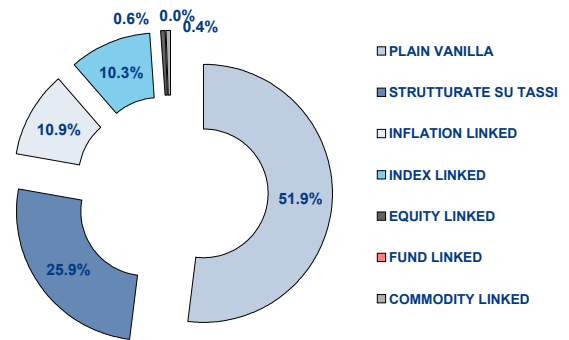
| | | | | | | | | | | | |
|--------------------------|------------|------------|-----------|------------|-----------|----------------|-----------------|----------------|-----------------|------------------|-----------------|
| ITALIAN GOVERNMENT BONDS | 93 | 96 | 10 | 96 | 14 | 282 521 | 19 242.5 | 270 245 | 20 037.1 | 865 836 | 59 233.0 |
| TOTAL | 564 | 570 | 20 | 575 | 35 | 339 107 | 20 297.1 | 330 425 | 21 199.0 | 1 039 149 | 62 483.4 |

FOCUS ON LISTED BONDS - END OF MONTH

LISTED BY ISSUERS



LISTED BY TYPE OF STRUCTURE



Italian Government Bonds are not included

ISSUERS - MOST TRADED BONDS IN TERMS OF TURNOVER

ITALIAN GOVERNMENT BONDS - March 2009

| ISIN | DESC | eur m | TRADES |
|--------------|---------------------------|----------|--------|
| IT0004448863 | B.T.P. 08/13 TF 3,75% EUR | 1 178.01 | 10 287 |
| IT0004356843 | B.T.P. 08/23 TF 4,75% EUR | 1 096.64 | 16 815 |
| IT0004423957 | B.T.P. 08/19 TF 4,50% EUR | 1 023.07 | 10 409 |
| IT0004019581 | B.T.P. 06/16 TF 3,75% EUR | 975.84 | 13 119 |
| IT0004467483 | B.T.P. 09/12 TF 3% EUR | 836.34 | 8 972 |

FOREIGN PUBLIC DEBT - March 2009

| ISIN | DESC | eur m | TRADES |
|--------------|-------------------------|-------|--------|
| FR0010135525 | OAT-I 04/15 TV EUR | 13.07 | 100 |
| DE0001141463 | BOBL 05/10 TF 3,25% EUR | 10.22 | 64 |
| DE0001141471 | BOBL 05/10 TF 2,5% EUR | 10.20 | 117 |
| DE0001030500 | DBR-EI 06/16 TV EUR | 9.04 | 113 |
| DE0001137214 | SCHATZ 08/10 TF 3% EUR | 6.24 | 45 |

EUROBONDS REPUBLIC OF ITALY - March 2009

| ISIN | DESC | eur m | TRADES |
|--------------|-------------------------------|-------|--------|
| US465410BF43 | REP OF IT 03/13 TF 4,375% USD | 16.56 | 489 |
| US465410BN76 | REP OF IT 05/15 TF 4,50% USD | 14.88 | 378 |
| US465410BG26 | REP OF IT 03/33 TF 5,375% USD | 8.98 | 470 |
| US465410BK38 | REP OF IT 04/09 TF 3,25 USD | 4.15 | 149 |
| XS0098449456 | REP OF IT 99/29 TV EUR | 3.95 | 236 |

SUPRANATIONAL ENTITIES - March 2009

| ISIN | DESC | eur m | TRADES |
|--------------|----------------------------|-------|--------|
| XS0249816579 | B.E.I. 06/11 TF 3,625% EUR | 39.56 | 1 177 |
| XS0408966199 | B.E.I. 09/14 TF 3,125% EUR | 32.91 | 883 |
| XS0290050524 | B.E.I. 07/24 TF 4,125% EUR | 27.07 | 1 169 |
| XS0272359489 | B.E.I. 06/16 TF 3,875% EUR | 21.91 | 763 |
| XS0187245021 | BEI 04/14 MULTI COUPON EUR | 12.94 | 662 |

BANKS - March 2009

| ISIN | DESC | eur m | TRADES |
|--------------|---|-------|--------|
| XS0200676160 | UNICREDITO ITALIANO 04/19 MULTI COUPON | 20.27 | 375 |
| IT0000958592 | MEDIOBANCA 96/11 ZC ITL | 19.99 | 1 503 |
| XS0185030698 | UNICREDITO ITALIANO 04/14 TF 4,375% EUR | 18.72 | 284 |
| IT0003035299 | UNICREDITO ITALIANO 00/10 MULTI COUPON | 13.01 | 1 008 |
| IT0003956841 | BNL 06/12 MULTI COUPON EUR | 10.22 | 605 |

CORPORATE - March 2009

| ISIN | DESC | eur m | TRADES |
|--------------|----------------------------|-------|--------|
| XS0107525403 | FIAT 00/10 TF 6,25% EUR | 46.28 | 2 530 |
| XS0129648621 | FIAT 01/11 TF 6,75% EUR | 32.41 | 2 226 |
| IT0004292691 | ENEL 07/15 TV EUR | 27.98 | 1 859 |
| IT0004292683 | ENEL 07/15 TF 5,25% EUR | 15.64 | 927 |
| XS0137544465 | FIAT 01/11 STEP COUPON EUR | 15.21 | 1 424 |

TYPE OF STRUCTURE - MOST TRADED BONDS IN TERMS OF TURNOVER

PLAIN VANILLA - March 2009

| ISIN | DESC | eur m | TRADES |
|--------------|----------------------------|-------|--------|
| XS0107525403 | FIAT 00/10 TF 6,25% EUR | 46.28 | 2 530 |
| XS0249816579 | B.E.I. 06/11 TF 3,625% EUR | 39.56 | 1 177 |
| XS0408966199 | B.E.I. 09/14 TF 3,125% EUR | 32.91 | 883 |
| XS0129648621 | FIAT 01/11 TF 6,75% EUR | 32.41 | 2 226 |
| IT0004292691 | ENEL 07/15 TV EUR | 27.98 | 1 859 |

STRUCTURED INTEREST RATE - March 2009

| ISIN | DESC | eur m | TRADES |
|--------------|-----------------------------------|-------|--------|
| XS0200676160 | UNICREDITO ITALIANO 04/19 MULTI C | 20.27 | 375 |
| XS0137544465 | FIAT 01/11 STEP COUPON EUR | 15.21 | 1 424 |
| XS0187245021 | BEI 04/14 MULTI COUPON EUR | 12.94 | 662 |
| IT0006571829 | B.E.I. 04/15 MULTI COUPON EUR | 12.54 | 732 |
| IT0006591942 | BIRS 05/20 MULTI COUPON EUR | 9.65 | 483 |

INFLATION LINKED - March 2009

| ISIN | DESC | eur m | TRADES |
|--------------|----------------------------|-------|--------|
| FR0010135525 | OAT-I 04/15 TV EUR | 13.07 | 100 |
| IT0003617674 | BANCA INTESA 04/09 TV EUR | 9.91 | 578 |
| DE0001030500 | DBR-EI 06/16 TV EUR | 9.04 | 113 |
| IT0003672976 | BANCA INTESA 04/09 TV EUR | 8.08 | 558 |
| IT0003806244 | DEXIA CREDIOP 05/10 TV EUR | 7.68 | 572 |

INDEX LINKED - March 2009

| ISIN | DESC | eur m | TRADES |
|--------------|-----------------------------------|-------|--------|
| IT0003035299 | UNICREDITO ITALIANO 00/10 MULTI C | 13.01 | 1 008 |
| IT0003956841 | BANCA NAZ LAVORO 06/12 MULTI CO | 10.22 | 605 |
| IT0004291172 | MEDIOBANCA 08/14 MULTI COUPON E | 9.33 | 546 |
| IT0003844336 | MEDIOBANCA 05/10 ONE COUPON EL | 4.54 | 295 |
| IT0003806434 | DEXIA CREDIOP 05/10 TV EUR | 4.43 | 481 |

EQUITY LINKED - March 2009

| ISIN | DESC | eur m | TRADES |
|--------------|--------------------------------------|-------|--------|
| IT0004397292 | BANCA IMI 08/14 MULTI COUPON EUR | 1.09 | 105 |
| IT0001278941 | CENTROBANCA 98/13 MULTI COUPON ITL | 0.35 | 48 |
| IT0003739841 | BANCA INTESA 04/09 TV EUR | 0.12 | 4 |
| IT0006565979 | BAYERISCHE HYPO-UND VEREINSBANK 04/0 | 0.03 | 3 |

COMMODITY LINKED - March 2009

| ISIN | DESC | eur m | TRADES |
|--------------|--------------------------------|-------|--------|
| IT0003933154 | MEDIOBANCA 05/11 ONE COUPON EL | 0.57 | 62 |
| IT0006607474 | BERS 06/11 ONE COUPON EUR | 0.52 | 47 |

News

DomesticMOT: CREDEM 2 Lower Tier II bonds, BNP PARIBAS: A structured bond

EuroMOT: 6 Bunds and 1 Schatz of the German Federal Republic, 1 Btan of French Republic

Research & Development
Piazza Affari, 6 - 20123 Milano
T +39 02 72426.478 | Fax +39 02 8646.4323
e-mail: research@borsaitaliana.it
www.borsaitaliana.it



Borsa Italiana
London Stock Exchange Group