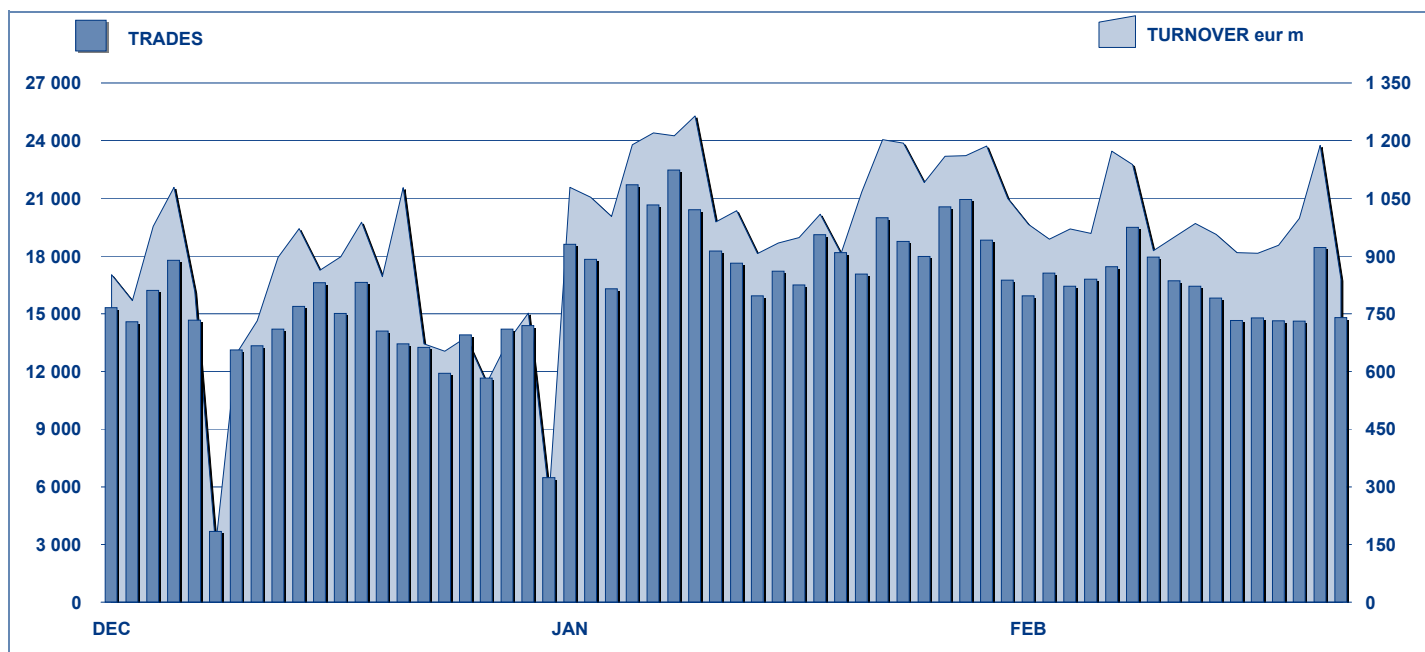


MOT DAILY TURNOVER



MAIN INDICATORS

LISTED BOND

TRADING

DEC 2008 LISTED END OF MONTH	JANUARY 2009		FEBRUARY 2009		JANUARY 2009		FEBRUARY 2009		JAN-FEB 2009	
	LISTED	NEW LISTED	LISTED	NEW LISTED	TRADES number	TURNOVER eur m	TRADES number	TURNOVER eur m	TRADES number	TURNOVER eur m

MARKET SEGMENTS

ITALIAN GOVERNMENT BONDS	93	94	5	96	10	313 070	19 953.4	282 521	19 242.5	595 591	39 195.9
BONDS	276	276	2	274	2	40 214	527.0	41 329	548.7	81 543	1 075.7
EUROBONDS and ABSs	195	198	5	200	8	16 333	507.0	15 257	505.9	31 590	1 012.8
TOTAL	564	568	12	570	20	369 617	20 987.3	339 107	20 297.1	708 724	41 284.4

ISSUERS

ITALIAN GOVERNMENT BONDS	93	94	5	96	10	313 070	19 953.4	282 521	19 242.5	595 591	39 195.9
EUROBONDS REPUBLIC OF ITALY	14	14	-	14	-	1 737	39.7	2 066	65.0	3 803	104.6
FOREIGN PUBLIC DEBT	106	110	5	110	5	2 806	131.1	2 844	129.2	5 650	260.3
SUPRANATIONAL ENTITIES	107	106	-	107	3	11 990	263.5	15 561	340.0	27 551	603.5
BANKS	226	226	2	225	2	26 981	370.8	26 551	355.0	53 532	725.8
CORPORATE (*)	13	13	-	13	-	12 955	227.0	9 478	164.0	22 433	391.0
ABS	5	5	-	5	-	78	1.9	86	1.4	164	3.3
TOTAL	564	568	12	570	20	369 617	20 987.3	339 107	20 297.1	708 724	41 284.4

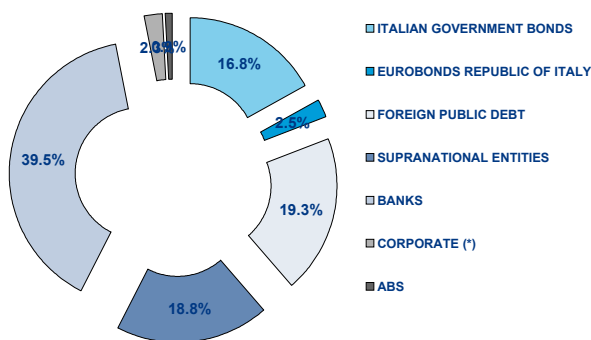
(*) BOC and BOP are included

TYPE OF STRUCTURE

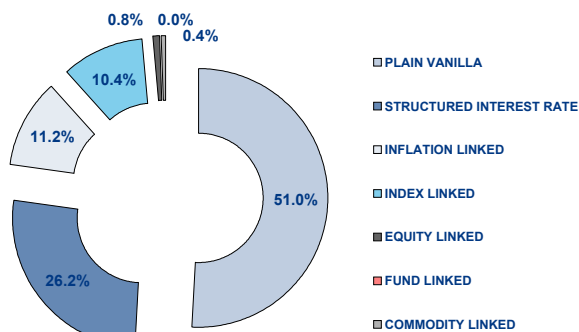
PLAIN VANILLA	236	239	6	241	9	26 835	620.7	24 333	589.7	51 168	1 210.5
STRUCTURED INTEREST RATE	125	125	-	124	-	14 109	168.9	17 079	228.4	31 188	397.3
INFLATION LINKED	54	53	-	53	-	8 728	151.2	8 172	140.6	16 900	291.8
INDEX LINKED	50	50	-	49	-	6 302	85.8	6 576	88.8	12 878	174.6
EQUITY LINKED	3	4	1	4	1	467	5.6	266	2.9	733	8.5
FUND LINKED	-	-	-	-	-	-	-	-	-	-	-
COMMODITY LINKED	2	2	-	2	-	84	0.9	96	1.2	180	2.1
CURRENCY LINKED	1	1	-	1	-	22	0.8	64	3.0	86	3.8
ITALIAN GOVERNMENT BONDS	93	94	5	96	10	313 070	19 953.4	282 521	19 242.5	595 591	39 195.9
TOTAL	564	568	12	570	20	369 617	20 987.3	339 107	20 297.1	708 724	41 284.4

FOCUS ON LISTED BONDS - END OF MONTH

LISTED BY ISSUERS



LISTED BY TYPE OF STRUCTURE



Italian Government Bonds are not included

ISSUERS - MOST TRADED BONDS IN TERMS OF TURNOVER

ITALIAN GOVERNMENT BONDS - February 2009

ISIN	DESC	eur m	TRADES
IT0004448863	B.T.P. 08/13 TF 3,75% EUR	1 082.24	11 442
IT0004019581	B.T.P. 06/16 TF 3,75% EUR	1 066.83	16 851
IT0004423957	B.T.P. 08/19 TF 4,50% EUR	1 026.03	10 513
IT0004356843	B.T.P. 08/23 TF 4,75% EUR	960.34	18 074
IT0003493258	B.T.P. 03/19 TF 4,25% EUR	750.90	12 944

FOREIGN PUBLIC DEBT - February 2009

ISIN	DESC	eur m	TRADES
DE0001141471	BOBL 05/10 TF 2,5% EUR	8.64	62
FR0010135525	OAT-I 04/15 TV EUR	7.64	62
FR0010235176	OAT-I 05/17 TV EUR	7.57	62
FR0010050559	OAT-I 03/20 TV EUR	5.84	37
DE0001141489	BOBL 06/11 TF 3,50% EUR	5.05	28

EUROBONDS REPUBLIC OF ITALY - February 2009

ISIN	DESC	eur m	TRADES
US465410BN76	REP OF ITALY 05/15 TF 4,50% USD	14.34	336
US465410BK38	REP OF ITALY 04/09 TF 3,25 USD	13.55	308
US465410BG26	REP OF ITALY 03/33 TF 5,375% USD	13.37	522
US465410BF43	REP OF ITALY 03/13 TF 4,375% USD	11.63	426
XS0098449456	REP OF ITALY 99/29 TV EUR	4.31	217

SUPRANATIONAL ENTITIES - February 2009

ISIN	DESC	eur m	TRADES
XS0249816579	B.E.I. 06/11 TF 3,625% EUR	34.45	1 141
XS0290050524	B.E.I. 07/24 TF 4,125% EUR	25.51	1 152
XS0272359489	B.E.I. 06/16 TF 3,875% EUR	23.98	731
IT0006585449	BEI 05/15 MULTI COUPON EUR	18.49	656
IT0006571829	B.E.I. 04/15 MULTI COUPON EUR	15.50	953

BANKS - February 2009

ISIN	DESC	eur m	TRADES
IT0000958592	MEDIOBANCA 96/11 ZC ITL	25.42	1 642
IT0003617674	BANCA INTESA 04/09 TV EUR	24.72	1 262
XS0185030698	UNICREDITO ITALIANO 04/14 TF 4,37%	14.36	203
IT0003035299	UNICREDITO ITALIANO 00/10 MULTI C	10.19	763
IT0003672976	BANCA INTESA 04/09 TV EUR	10.01	668

CORPORATE - February 2009

ISIN	DESC	eur m	TRADES
XS0129648621	FIAT 01/11 TF 6,75% EUR	41.20	2 331
IT0004292691	ENEL 07/15 TV EUR	33.55	1 992
XS0107525403	FIAT 00/10 TF 6,25% EUR	21.25	1 198
XS0137544465	FIAT 01/11 STEP COUPON EUR	15.20	1 451
IT0004292683	ENEL 07/15 TF 5,25% EUR	13.97	1 022

TYPE OF STRUCTURE - MOST TRADED BONDS IN TERMS OF TURNOVER

PLAIN VANILLA - February 2009

ISIN	DESC	eur m	TRADES
XS0129648621	FIAT 01/11 TF 6,75% EUR	41.20	2 331
XS0249816579	B.E.I. 06/11 TF 3,625% EUR	34.45	1 141
IT0004292691	ENEL 07/15 TV EUR	33.55	1 992
XS0290050524	B.E.I. 07/24 TF 4,125% EUR	25.51	1 152
IT0000958592	MEDIOBANCA 96/11 ZC ITL	25.42	1 642

STRUCTURED INTEREST RATE - February 2009

ISIN	DESC	eur m	TRADES
IT0006585449	BEI 05/15 MULTI COUPON EUR	18.49	656
IT0006571829	B.E.I. 04/15 MULTI COUPON EUR	15.50	953
XS0137544465	FIAT 01/11 STEP COUPON EUR	15.20	1 451
IT0006591942	BIRS 05/20 MULTI COUPON EUR	12.26	653
XS0220777915	BEI 05/20 MULTI COUPON EUR	10.91	763

INFLATION LINKED - February 2009

ISIN	DESC	eur m	TRADES
IT0003617674	BANCA INTESA 04/09 TV EUR	24.72	1 262
IT0003672976	BANCA INTESA 04/09 TV EUR	10.01	668
FR0010135525	OAT-I 04/15 TV EUR	7.64	62
FR0010235176	OAT-I 05/17 TV EUR	7.57	62
IT0003793483	DEXIA CREDIOP 05/10 TV EUR	6.41	679

INDEX LINKED - February 2009

ISIN	DESC	eur m	TRADES
IT0003035299	UNICREDITO ITALIANO 00/10 MULTI C	10.19	763
IT0003926547	BANCA CARIGE 05/11 MULTI COUPON	6.87	127
IT0003844336	MEDIOBANCA 05/10 ONE COUPON EU	4.52	308
IT0003724066	UNICREDIT EX CAPITALIA 04/09 MULT	3.77	237
IT0006640236	MORGAN STANLEY 07/13 MULTI COU	3.60	266

EQUITY LINKED - February 2009

ISIN	DESC	eur m	TRADES
IT0006565979	BAYERISCHE HYPO-UND VEREINSBA	1.30	111
IT0001278941	CENTROBANCA 98/13 MULTI COUPOI	0.79	62
IT0004397292	BANCA IMI 08/14 MULTI COUPON EUR	0.61	72
IT0003739841	BANCA INTESA 04/09 TV EUR	0.15	21

COMMODITY LINKED - February 2009

ISIN	DESC	eur m	TRADES
IT0006607474	BERS 06/11 ONE COUPON EUR	0.72	52
IT0003933154	MEDIOBANCA 05/11 ONE COUPON EU	0.44	44

News

DomesticMOT: Base Prospectus, 2 Citigroup Funding and 1 Banca IMI issue programs

EuroMOT: 3 Eib plain vanilla bonds

Research & Development
 Piazza Affari, 6 - 20123 Milano
 T +39 02 72426.478 | Fax +39 02 8646.4323
 e-mail: research@borsaitaliana.it
www.borsaitaliana.it

 **Borsa Italiana**
 London Stock Exchange Group