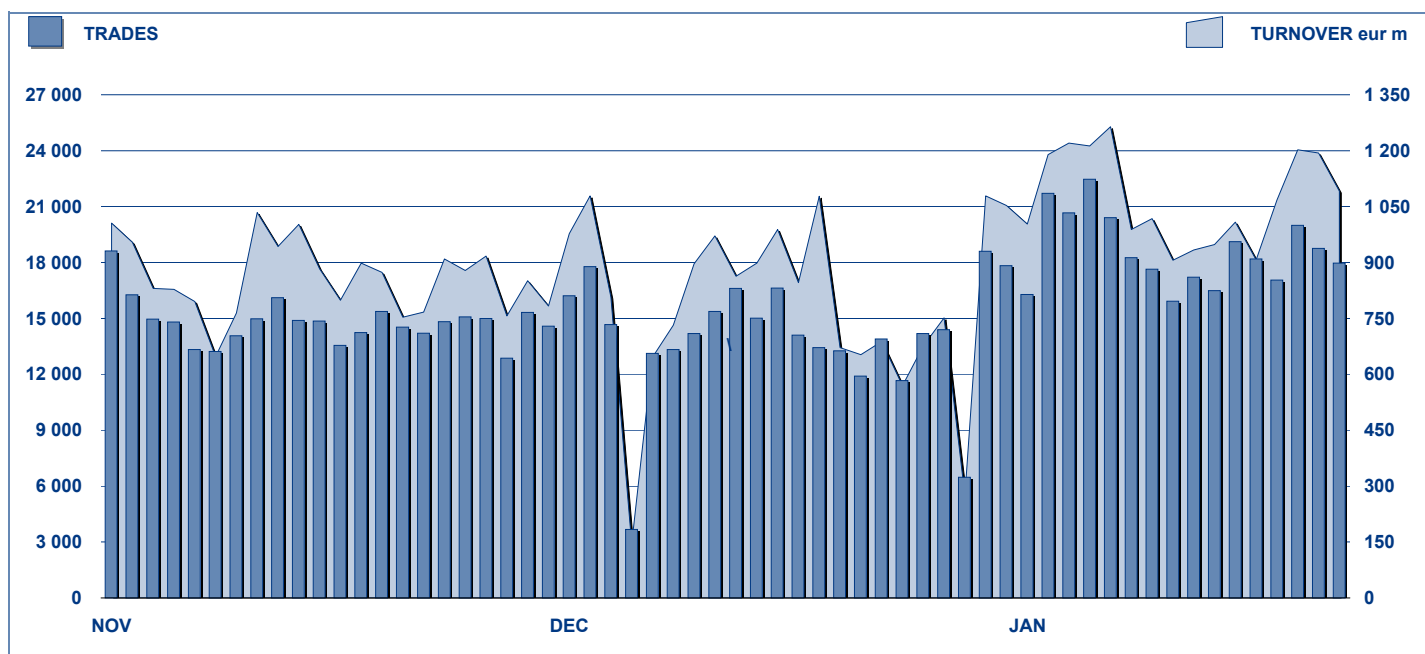


MOT DAILY TURNOVER



MAIN INDICATORS

LISTED BOND

TRADING

	DEC 2007		DECEMBER 2008		JANUARY 2009		NOVEMBER 2008		DECEMBER 2008		JANUARY 2009	
	LISTED	END of MONTH	LISTED	NEW LISTED	LISTED	NEW LISTED	TRADES	TURNOVER	TRADES	TURNOVER	TRADES	TURNOVER
							number	eur m	number	eur m	number	eur m

MARKET SEGMENTS

ITALIAN GOVERNMENT BONDS	92	93	49	94	5	238 917	16 226.5	221 560	14 323.6	313 070	19 953.4
BONDS	288	276	35	276	2	37 252	460.3	28 423	353.5	40 214	527.0
EUROBONDS and ABSs	155	195	67	198	5	19 553	551.1	14 757	466.8	16 333	507.0
TOTAL	535	564	151	568	12	295 722	17 237.9	264 740	15 143.9	369 617	20 987.3

ISSUERS

ITALIAN GOVERNMENT BONDS	92	93	49	94	5	238 917	16 226.5	221 560	14 323.6	313 070	19 953.4
EUROBONDS REPUBLIC OF ITALY	17	14	1	14	-	2 551	60.2	1 525	39.1	1 737	39.7
FOREIGN PUBLIC DEBT	92	106	25	110	5	2 629	90.7	2 308	120.9	2 806	131.1
SUPRANATIONAL ENTITIES	81	107	35	106	-	15 273	395.1	11 114	286.1	11 990	263.5
BANKS	233	226	41	226	2	25 318	318.5	19 960	252.6	26 981	370.8
CORPORATE (*)	13	13	-	13	-	10 979	145.9	8 216	120.6	12 955	227.0
ABS	7	5	-	5	-	55	1.0	57	1.1	78	1.9
TOTAL	535	564	151	568	12	295 722	17 237.9	264 740	15 143.9	369 617	20 987.3

(*) BOC and BOP are included

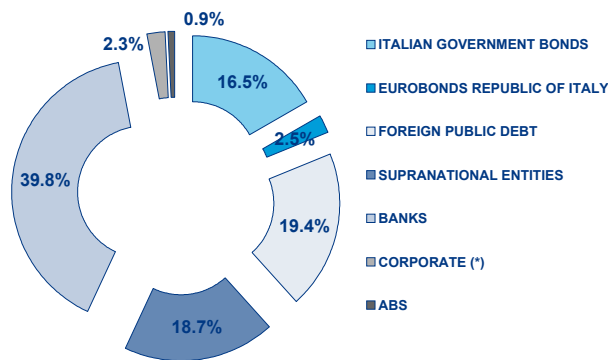
TYPE OF STRUCTURE

PLAIN VANILLA	212	236	69	239	6	28 785	642.1	22 068	523.2	26 835	620.7
STRUCTURED INTEREST RATE	116	125	16	125	-	12 185	141.0	8 731	96.7	14 109	168.9
INFLATION LINKED	51	54	8	53	-	8 564	130.2	7 258	135.4	8 728	151.2
INDEX LINKED	47	50	8	50	-	6 581	87.1	4 777	61.4	6 302	85.8
EQUITY LINKED	14	3	-	4	1	558	8.2	247	2.6	467	5.6
FUND LINKED	1	-	-	-	-	-	-	-	-	-	-
COMMODITY LINKED	2	2	-	2	-	65	0.7	87	0.7	84	0.9
CURRENCY LINKED	-	1	1	1	-	67	2.2	12	0.3	22	0.8

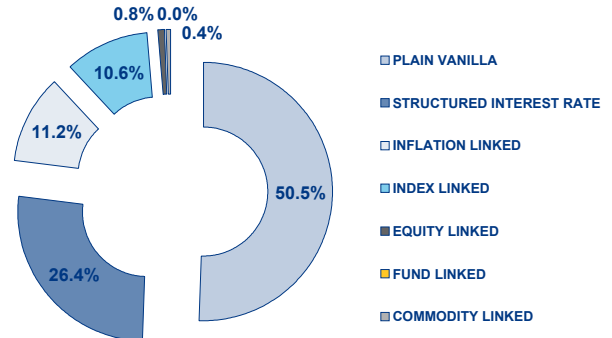
ITALIAN GOVERNMENT BONDS	92	93	49	94	5	238 917	16 226.5	221 560	14 323.6	313 070	19 953.4
TOTAL	535	564	151	568	12	295 722	17 237.9	264 740	15 143.9	369 617	20 987.3

FOCUS ON LISTED BONDS - END OF MONTH

LISTED BY ISSUERS



LISTED BY TYPE OF STRUCTURE



Italian Government Bonds are not included

ISSUERS - MOST TRADED BONDS IN TERMS OF TURNOVER

ITALIAN GOVERNMENT BONDS - JANUARY 2009

ISIN	DESC	eur m	TRADES
IT0004448863	B.T.P. 08/13 TF 3,75% EUR	1 114.53	16 257
IT0003934657	B.T.P. 05/37 TF 4,00% EUR	958.32	27 209
IT0001278511	B.T.P. 98/29 TF 5,25% ITL	845.45	19 235
IT0004404965	C.C.T. 08/15 TV EUR	676.68	9 737
IT0003844534	B.T.P. 05/15 TF 3,75% EUR	549.21	8 945

FOREIGN PUBLIC DEBT - JANUARY 2009

ISIN	DESC	eur m	TRADES
FR0010050559	OAT-1 03/20 TV EUR	10.37	59
DE0001141471	BOBL 05/10 TF 2,5% EUR	8.96	105
DE0001141521	BOBL 08/13 TF 3,50% EUR	6.30	13
DE0001135127	BUND 99/09 TF 4,5% EUR	6.01	24
DE0001141455	BOBL 04/09 TF 3,5% EUR	5.47	39

EUROBONDS REPUBLIC OF ITALY - JANUARY 2009

ISIN	DESC	eur m	TRADES
US465410BN76	REP OF ITALY 05/15 TF 4,50% USD	9.10	264
US465410BK38	REP OF ITALY 04/09 TF 3,25 USD	7.80	219
US465410BF43	REP OF ITALY 03/13 TF 4,375% USD	7.45	318
US465410BG26	REP OF ITALY 03/33 TF 5,375% USD	7.35	476
XS0098449456	REP OF ITALY 99/29 TV EUR	4.50	276

SUPRANATIONAL ENTITIES - JANUARY 2009

ISIN	DESC	eur m	TRADES
XS0249816579	B.E.I. 06/11 TF 3,625% EUR	37.98	1 080
XS0290050524	B.E.I. 07/24 TF 4,125% EUR	17.36	771
XS0272359489	B.E.I. 06/16 TF 3,875% EUR	15.55	443
XS0276299541	B.E.I. 06/10 TF 3,750% EUR	14.54	485
IT0006506007	B.E.I. 96/16 ZC EUR	11.11	717

BANKS - JANUARY 2009

ISIN	DESC	eur m	TRADES
IT0000958592	MEDIOBANCA 96/11 ZERO COUPON I	26.49	1 757
IT0003594832	BANCA INTESA 04/09 TV EUR	23.62	595
IT0003617674	BANCA INTESA 04/09 TV EUR	17.96	1 032
IT0003035299	UNICREDITO ITALIANO 00/10 MULTI C	13.43	834
XS0185030698	UNICREDITO ITALIANO 04/14 TF 4,37%	9.74	144

CORPORATE - JANUARY 2009

ISIN	DESC	eur m	TRADES
XS0129648621	FIAT 01/11 TF 6,75% EUR	59.46	3 660
IT0004292691	ENEL 07/15 TV EUR	45.18	2 708
XS0107525403	FIAT 00/10 TF 6,25% EUR	34.74	1 939
XS0184374063	TELECOM ITALIA 04/11 TF 4,50% EUR	25.83	211
XS0137544465	FIAT 01/11 STEP COUPON EUR	20.79	1 909

TYPE OF STRUCTURE - MOST TRADED BONDS IN TERMS OF TURNOVER

PLAIN VANILLA - JANUARY 2009

ISIN	DESC	eur m	TRADES
XS0129648621	FIAT 01/11 TF 6,75% EUR	59.46	3 660
IT0004292691	ENEL 07/15 TV EUR	45.18	2 708
XS0249816579	B.E.I. 06/11 TF 3,625% EUR	37.98	1 080
XS0107525403	FIAT 00/10 TF 6,25% EUR	34.74	1 939
IT0000958592	MEDIOBANCA 96/11 ZC ITL	26.49	1 757

STRUCTURED INTEREST RATE - JANUARY 2009

ISIN	DESC	eur m	TRADES
XS0137544465	FIAT 01/11 STEP COUPON EUR	20.79	1 909
IT0006585449	BEI 05/15 MULTI COUPON EUR	10.52	660
IT0006571829	B.E.I. 04/15 MULTI COUPON EUR	7.95	579
IT0001267381	CENTROBANCA 98/18 REVERSE ITL	5.66	370
XS0200676160	UNICREDITO ITALIANO 04/19 MULTI C	5.63	96

INFLATION LINKED - JANUARY 2009

ISIN	DESC	eur m	TRADES
IT0003594832	BANCA INTESA 04/09 TV EUR	23.62	595
IT0003617674	BANCA INTESA 04/09 TV EUR	17.96	1 032
FR0010050559	OAT-1 03/20 TV EUR	10.37	59
IT0003672976	BANCA INTESA 04/09 TV EUR	8.22	568
IT0003793483	DEXIA CREDIOP 05/10 TV EUR	7.35	698

INDEX LINKED - JANUARY 2009

ISIN	DESC	eur m	TRADES
IT0003035299	UNICREDITO ITALIANO 00/10 MULTI C	13.43	834
IT0003724066	UNICREDIT EX CAPITALIA 04/09 MULT	4.44	308
IT0003684880	BNL 04/09 MULTI COUPON EUR	4.13	263
IT0006640236	MORGAN STANLEY 07/13 MULTI COU	4.01	243
IT0003844336	MEDIOBANCA 05/10 ONE COUPON EU	3.97	256

EQUITY LINKED - JANUARY 2009

ISIN	DESC	eur m	TRADES
IT0006565979	BAYERISCHE HYPO-UND VEREINSBA	3.67	299
IT0004397292	BANCA IMI 08/14 MULTI COUPON EUR	1.22	86
IT0001278941	CENTROBANCA 98/13 MULTI COUPOI	0.42	58
IT0003739841	BANCA INTESA 04/09 TV EUR	0.31	24

COMMODITY LINKED - JANUARY 2009

ISIN	DESC	eur m	TRADES
IT0003933154	MEDIOBANCA 05/11 ONE COUPON EU	0.48	51
IT0006607474	BANCA EUROPEA PER LA RICOSTRUZ	0.46	33

News

DomesticMOT: Banca IMI An Equity - Linked bond, UBI A Lower Tier II bond, 5 Banca IMI issue programs

EuroMOT: 5 government bonds issued by the Republic of France

Research & Development
Piazza degli Affari, 6 - 20123 Milano
Tel +39 02 72426.478 | Fax +39 02 8646.4323
e-mail: research@borsaitaliana.it
www.borsaitaliana.it

 **Borsa Italiana**
London Stock Exchange Group