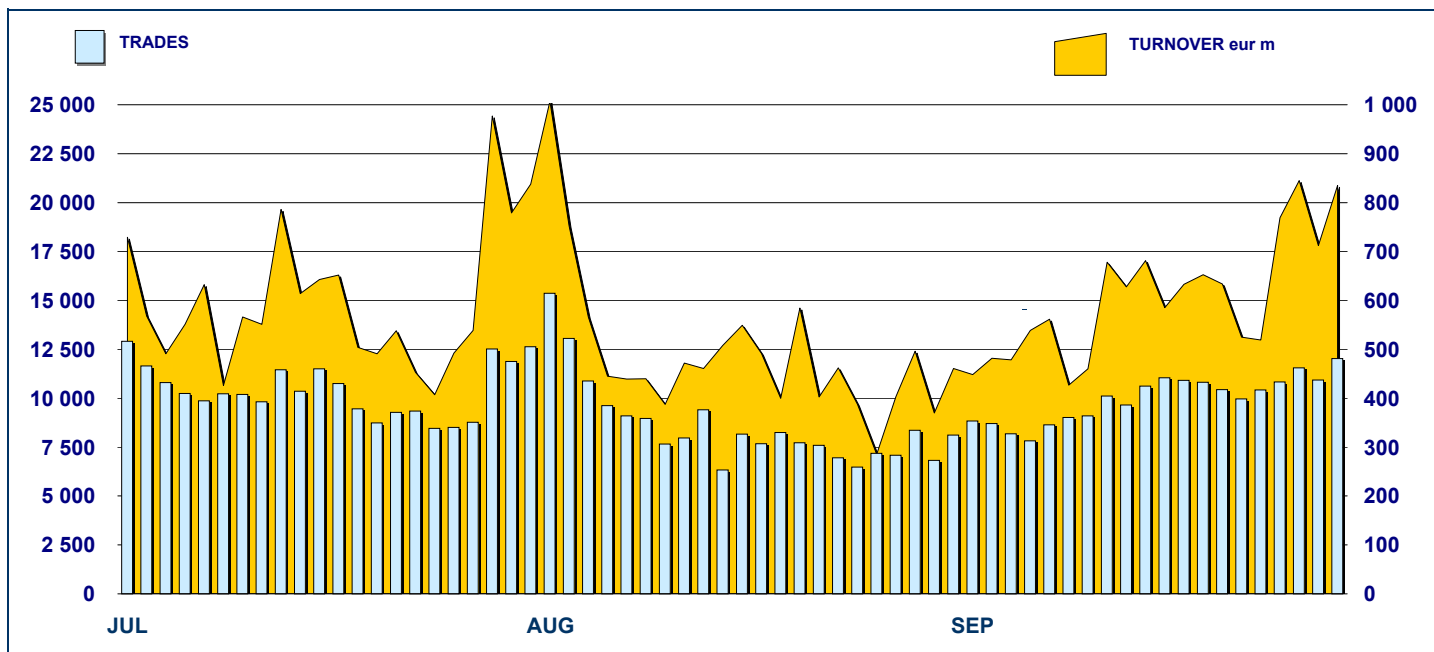


MOT DAILY TURNOVER



MAIN INDICATORS

LISTED BOND

TRADING

	DEC 2006		AUGUST 2007		SEPTEMBER 2007		AUGUST 2007		SEPTEMBER 2007		JAN-SEP 2007	
	LISTED	END OF MONTH	LISTED	NEW LISTED	LISTED	NEW LISTED	TRADES	TURNOVER	TRADES	TURNOVER	TRADES	TURNOVER
			END OF MONTH	EGIN OF JAN 20	END OF MONTH	EGIN OF JAN 2007	number	eur m	number	eur m	number	eur m
MARKET SEGMENTS												
ITALIAN GOVERNMENT BONDS	91		93	33	92	36	154 382	10 207.1	158 747	11 380.6	1 660 058	105 573.1
BONDS	303		282	17	283	23	28 185	377.6	30 686	401.6	341 955	4 457.8
EUROBONDS and ABSs	135		153	25	155	29	6 191	185.3	10 171	309.8	80 096	2 456.0
TOTAL	529		528	75	530	88	188 758	10 769.9	199 604	12 091.9	2 082 109	112 486.8

ISSUERS

ITALIAN GOVERNMENT BONDS	91		93	33	92	36	154 382	10 207.1	158 747	11 380.6	1 660 058	105 573.1
EUROBONDS REPUBLIC OF ITALY	18		18	1	17	1	1 613	43.0	2 779	84.0	22 453	663.7
FOREIGN PUBLIC DEBT	83		90	11	94	15	1 137	36.1	1 519	49.2	12 678	365.2
SUPRANATIONAL ENTITIES	71		79	10	79	10	4 930	95.2	7 911	165.8	67 489	1 371.4
BANKS	247		230	20	230	26	24 058	339.5	25 628	355.0	289 785	3 989.9
CORPORATE (*)	11		11	-	11	-	2 483	39.9	2 867	44.8	28 180	462.9
ABS	8		7	-	7	-	155	9.2	153	12.5	1 466	60.7
TOTAL	529		528	75	530	88	188 758	10 769.9	199 604	12 091.9	2 082 109	112 486.8

(*) BOC and BOP are included

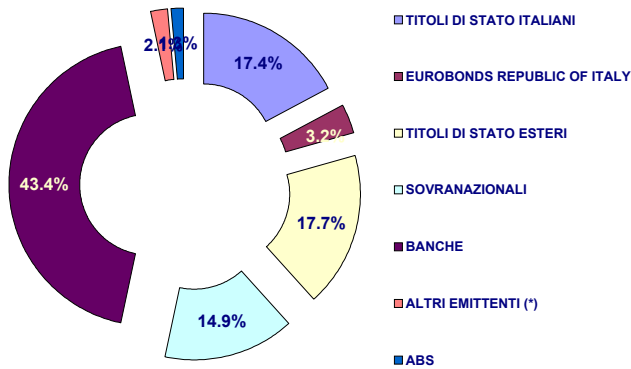
TYPE OF STRUCTURE

PLAIN VANILLA	209		214	24	213	28	10 421	235.3	15 757	378.7	134 600	3 107.5
STRUCTURED INTEREST RATE	110		110	2	114	6	7 042	88.6	8 131	114.5	86 371	1 171.8
INFLATION LINKED	42		47	5	49	7	6 245	112.5	5 025	79.1	58 937	974.7
INDEX LINKED	52		45	10	43	10	4 764	58.2	5 537	62.5	70 572	873.8
EQUITY LINKED	18		16	1	16	1	5 445	62.4	5 895	70.0	64 831	704.3
FUND LINKED	5		1	-	1	-	361	4.8	397	5.5	5 624	70.8
COMMODITY LINKED	2		2	-	2	-	98	1.0	115	1.0	1 116	10.8

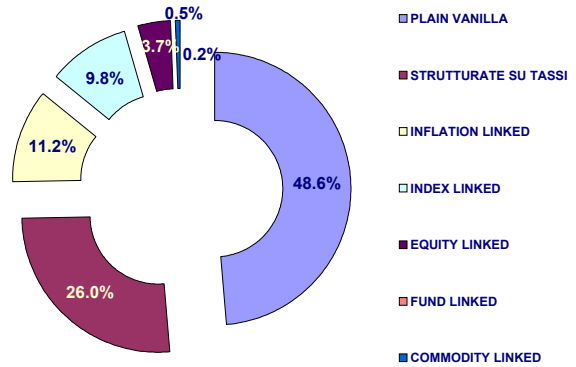
ITALIAN GOVERNMENT BONDS	91		93	33	92	36	154 382	10 207.1	158 747	11 380.6	1 660 058	105 573.1
TOTAL	529		528	75	530	88	188 758	10 769.9	199 604	12 091.9	2 082 109	112 486.8

FOCUS ON LISTED BONDS - END OF MONTH

LISTED BY ISSUERS



LISTED BY TYPE OF STRUCTURE



ISSUERS - MOST TRADED BONDS IN TERMS OF TURNOVER

ITALIAN GOVERNMENT BONDS - SEPTEMBER 2007

ISIN	DESC	TURNOV eur m	TRADES
IT0004051055	C.T.Z. 28/04/2006 - 30/05/2008 ZERO (434.98	3 783
IT0004274038	B.O.T. 14/09/07 - 15/09/08 ZERO COUI	422.45	6 339
IT0003934657	B.T.P. 05/37 TF 4.00% EUR	411.35	9 378
IT0004275993	B.O.T. 14/09/07 - 14/12/07 ZERO COUI	323.32	2 576
IT0004196918	B.T.P. 07/10 TF 4% EUR	265.51	5 448

FOREIGN PUBLIC DEBT - SEPTEMBER 2007

ISIN	DESC	TURNOV eur m	TRADES
XS0216258763	REPUBBLICA AUSTRIACA 05/20 TV E	7.84	482
DE0001141422	BOBL 03/08 TF 3,00% EUR	6.40	64
DE0001141430	BOBL 03/08 TF 3,50% EUR	3.76	42
DE0001141414	BOBL 02/08 TF 4,25% EUR	2.60	43
FR0000186413	OAT-I 99/29 TV EUR	2.36	4

EUROBONDS REPUBLIC OF ITALY - SEPTEMBER 2007

ISIN	DESC	TURNOV eur m	TRADES
US465410BK38	REPUBLIC OF ITALY 04/09 TF 3,25 L	12.12	377
US465410BG26	REPUBLIC OF ITALY 03/33 TF 5,375%	11.97	633
US465410BH09	REPUBLIC OF ITALY 03/08 TF 2,5% L	9.73	203
US465410BN76	REPUBLIC OF ITALY 05/15 TF 4,50% I	9.30	274
US465410BF43	REPUBLIC OF ITALY 03/13 TF 4,375%	7.85	342

SUPRANATIONAL ENTITIES - SEPTEMBER 2007

ISIN	DESC	TURNOV eur m	TRADES
XS0092084705	B.E.I. 98/09 TF 5.50% GBP	21.83	814
US298785DP82	B.E.I. 05/10 TF 4.125% USD	20.99	734
XS0093014610	B.E.I. 99/09 TF 4% EUR	17.96	708
XS0156020587	B.E.I. 02/08 TF 4.50% GBP	12.07	488
US298785DJ23	B.E.I. 05/10 TF 4.00% USD	11.93	404

BANKS - SEPTEMBER 2007

ISIN	DESC	TURNOV eur m	TRADES
IT0003536825	BANCA INTESA 03/08 MULTI COUPOI	17.10	1 452
IT0000958592	MEDIOBANCA 96/11 ZERO COUPON	13.17	917
IT0003351357	BANCO POPOLARE 02/07 MULTI COL	9.17	551
IT0001224101	MEDIOBANCA 98/08 RUSSIA ITL	8.23	418
XS0200676160	UNICREDITO ITALIANO 04/19 MULTI I	8.18	35

CORPORATE - SEPTEMBER 2007

ISIN	DESC	TURNOV eur m	TRADES
XS0129648621	FIAT 01/11 TF 6,75% EUR	12.14	566
XS0137544465	FIAT 01/11 STEP COUPON EUR	11.34	854
XS0107525403	FIAT 00/10 TF 6,25% EUR	7.72	466
IT0003801153	ENEL 05/12 TF 3,625% EUR	4.63	517
XS0184373925	TELECOM ITALIA 04/19 TITOLO CON	3.75	28

TYPE OF STRUCTURE - MOST TRADED BONDS IN TERMS OF TURNOVER

PLAIN VANILLA - SEPTEMBER 2007

ISIN	DESC	TURNOV eur m	TRADES
XS0092084705	B.E.I. 98/09 TF 5.50% GBP	21.83	814
US298785DP82	B.E.I. 05/10 TF 4.125% USD	20.99	734
XS0093014610	B.E.I. 99/09 TF 4% EUR	17.96	708
IT0000958592	MEDIOBANCA 96/11 ZERO COUPON	13.17	917
XS0129648621	FIAT 01/11 TF 6,75% EUR	12.14	566

STRUCTURED INTEREST RATE - SEPTEMBER 2007

ISIN	DESC	TURNOV eur m	TRADES
XS0137544465	FIAT 01/11 STEP COUPON EUR	11.34	854
XS0200676160	UNICREDITO ITALIANO 04/19 MULTI I	8.18	35
XS0216258763	REPUBBLICA AUSTRIACA 05/20 TV E	7.84	482
IT0003694442	CAPITALIA 04/14 MULTI COUPON SU	5.98	340
IT0001206124	MEDIOBANCA CENTRALE 1998/20	5.72	204

INFLATION LINKED - SEPTEMBER 2007

ISIN	DESC	TURNOV eur m	TRADES
IT0003594832	BANCA INTESA 04/09 TV EUR	7.61	500
IT0003617674	BANCA INTESA 04/09 TV EUR	7.02	432
IT0003793483	DEXIA CREDIOP 05/10 TV EUR	6.19	437
IT0003490528	BANCA INTESA 03/08 TV EUR	5.86	469
IT0003672976	BANCA INTESA 04/09 TV EUR	5.49	318

INDEX LINKED - SEPTEMBER 2007

ISIN	DESC	TURNOV eur m	TRADES
IT0003724066	CAPITALIA 04/09 MULTI COUPON EU	5.54	350
IT0003816243	BANCA NAZ LAVORO 05/11 MULTI CC	5.24	406
IT0006566043	DRESDNER BANK 04/09 ONE COUPC	4.10	430
IT0004078025	BANCA INTESA 06/12 MULTI COUPOI	4.00	234
IT0003654941	BANCA NAZ LAVORO 04/09 MULTI CC	3.76	245

EQUITY LINKED - SEPTEMBER 2007

ISIN	DESC	TURNOV eur m	TRADES
IT0003536825	BANCA INTESA 03/08 MULTI COUPOI	17.10	1 452
IT0003351357	BANCO POPOLARE 02/07 MULTI COL	9.17	551
IT0003560379	BANCA INTESA 03/08 MULTI COUPOI	6.06	649
IT0006563974	BAYERISCHE HYPO-UND VEREINSB	6.05	492
IT0003406284	CAPITALIA 03/08 MULTI COUPON EL	5.98	502

FUND LINKED - SEPTEMBER 2007

ISIN	DESC	TURNOV eur m	TRADES
IT0003492375	CREDEM 03/08 ONE COUPON EUR	5.47	397

News

DomesticMOT: MEDIOBANCA - 2 Inflation Linked bonds due 2011, UNICREDITO ITALIANO (ex CAPITALIA) - N. 3 Lower Tier II bonds
Issue Programs: MORGAN STANLEY "Rate Linked Bonds II", "Tasso Fisso Step Up/Step Down" and "Zero Coupon", BARCLAYS BANK PLC "€ 40,000,000,000 Structured Note programme - fixed rate"



Research & Development
Piazza degli Affari, 6 - 20123 - Milano
Tel +39 02 72426.478 - Fax +39 02 8646.4323
e-mail: research@borsaitaliana.it
www.borsaitaliana.it