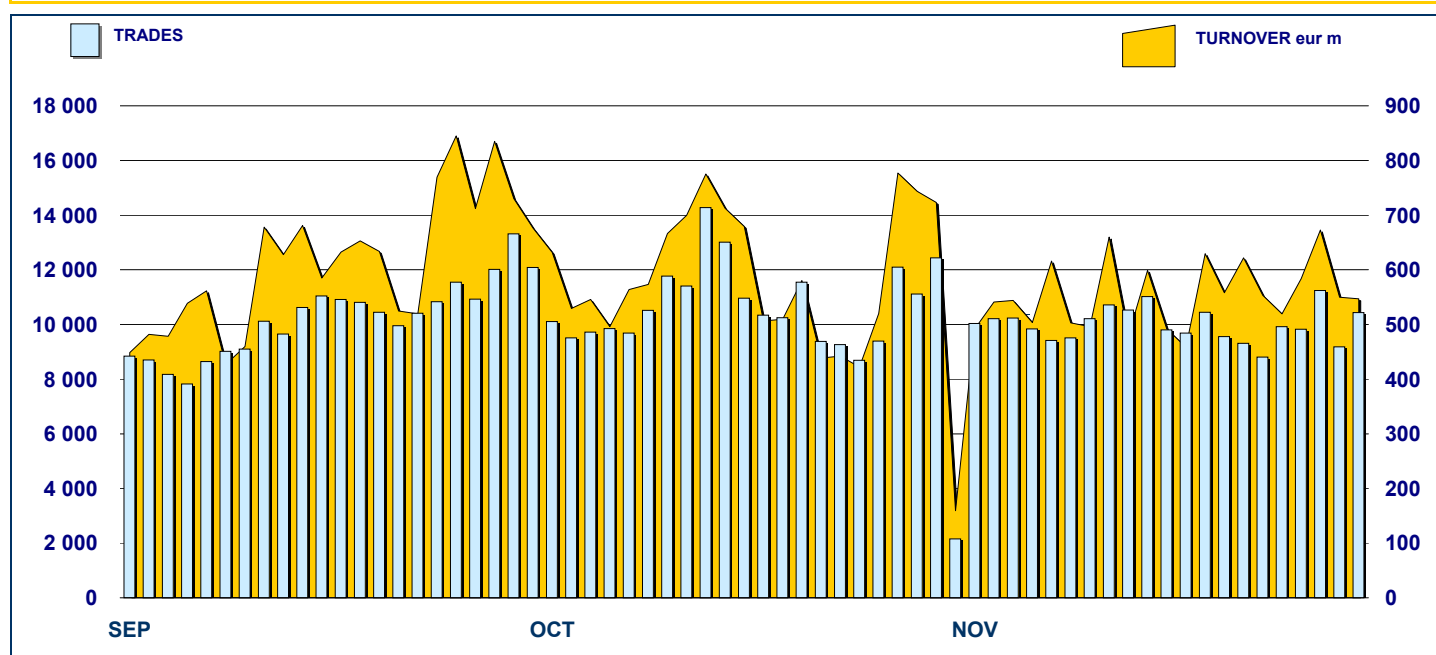


### MOT DAILY TURNOVER



### MAIN INDICATORS

#### LISTED BOND

#### TRADING

DEC 2006	OCTOBER 2007		NOVEMBER 2007		OCTOBER 2007		NOVEMBER 2007		JAN-OCT 2007	
LISTED	LISTED	NEW LISTED	LISTED	NEW LISTED	TRADES	TURNOVER	TRADES	TURNOVER	TRADES	TURNOVER
END of MONTH	END of MONTH	EGIN of JAN 20	END of MONTH	EGIN of JAN 2007	number	eur m	number	eur m	number	eur m

#### MARKET SEGMENTS

ITALIAN GOVERNMENT BONDS	91	93	41	93	44	192 918	12 865.1	166 941	11 006.7	2 019 917	129 444.8
BONDS	303	282	24	281	26	45 551	659.1	36 910	507.4	424 416	5 624.3
EUROBONDS and ABSs	135	154	30	159	35	12 246	418.3	8 256	264.6	100 598	3 138.9
<b>TOTAL</b>	<b>529</b>	<b>529</b>	<b>95</b>	<b>533</b>	<b>105</b>	<b>250 715</b>	<b>13 942.5</b>	<b>212 107</b>	<b>11 778.7</b>	<b>2 544 931</b>	<b>138 208.1</b>

#### ISSUERS

ITALIAN GOVERNMENT BONDS	91	93	41	93	44	192 918	12 865.1	166 941	11 006.7	2 019 917	129 444.8
EUROBONDS REPUBLIC OF ITALY	18	18	2	18	2	2 688	74.9	2 067	63.8	27 208	802.4
FOREIGN PUBLIC DEBT	83	93	15	93	15	1 633	76.9	1 180	38.1	15 491	480.2
SUPRANATIONAL ENTITIES	71	78	10	83	15	10 930	252.7	6 438	144.2	84 857	1 768.3
BANKS	247	229	27	228	29	38 653	601.0	31 217	454.0	359 655	5 044.9
CORPORATE (*)	11	11	-	11	-	3 691	53.0	4 078	61.7	35 949	577.5
ABS	8	7	-	7	-	202	19.0	186	10.2	1 854	89.9
<b>TOTAL</b>	<b>529</b>	<b>529</b>	<b>95</b>	<b>533</b>	<b>105</b>	<b>250 715</b>	<b>13 942.5</b>	<b>212 107</b>	<b>11 778.7</b>	<b>2 544 931</b>	<b>138 208.1</b>

(\*) BOC and BOP are included

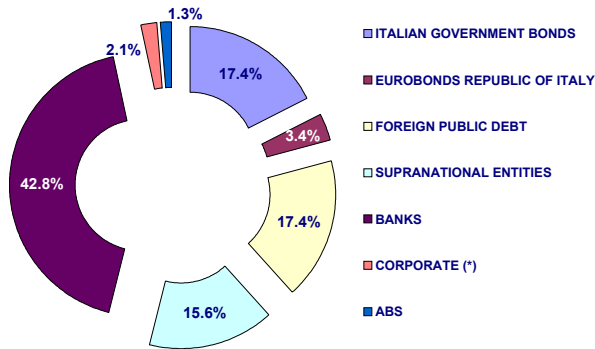
#### TYPE OF STRUCTURE

PLAIN VANILLA	209	212	29	215	34	20 266	496.5	14 830	351.4	169 696	3 955.4
STRUCTURED INTEREST RATE	110	114	6	115	7	11 451	184.1	9 765	139.0	107 587	1 495.0
INFLATION LINKED	42	49	7	49	7	7 651	146.4	6 339	95.3	72 927	1 216.4
INDEX LINKED	52	42	11	43	12	8 528	130.4	5 598	84.8	84 698	1 089.0
EQUITY LINKED	18	16	1	15	1	9 213	111.1	8 247	96.9	82 291	912.4
FUND LINKED	5	1	-	1	-	420	5.1	173	2.0	6 217	77.9
COMMODITY LINKED	2	2	-	2	-	268	3.8	214	2.6	1 598	17.3

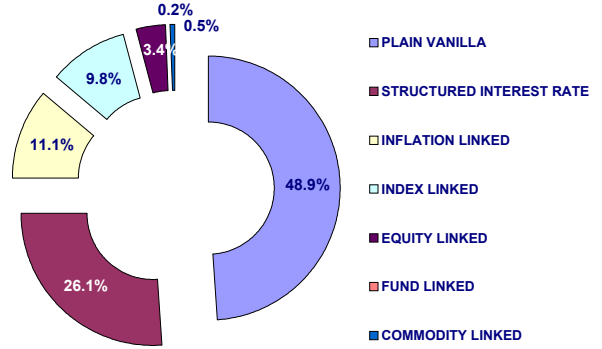
ITALIAN GOVERNMENT BONDS	91	93	41	93	44	192 918	12 865.1	166 941	11 006.7	2 019 917	129 444.8
<b>TOTAL</b>	<b>529</b>	<b>529</b>	<b>95</b>	<b>533</b>	<b>105</b>	<b>250 715</b>	<b>13 942.5</b>	<b>212 107</b>	<b>11 778.7</b>	<b>2 544 931</b>	<b>138 208.1</b>

FOCUS ON LISTED BONDS - END OF MONTH

LISTED BY ISSUERS



LISTED BY TYPE OF STRUCTURE



Note: types of structure do not include Treasury Bonds

ISSUERS - MOST TRADED BONDS IN TERMS OF TURNOVER

ITALIAN GOVERNMENT BONDS - NOVEMBER 2007

ISIN	DESC	TURNOV eur m	TRADES
IT0003934657	B.T.P. 05/37 TF 4.00% EUR	451.94	9 448
IT0004290018	B.O.T. 15/11/2007 - 14/11/2008 ZERO C	359.59	6 786
IT0003746366	C.C.T. 04/11 TV EUR	319.45	2 553
IT0003605380	C.C.T. 03/10 TV EUR	287.19	2 558
IT0003658009	C.C.T. 04/11 TV EUR	275.28	2 921

FOREIGN PUBLIC DEBT - NOVEMBER 2007

ISIN	DESC	TURNOV eur m	TRADES
DE0001141430	BOBL 03/08 TF 3,50% EUR	6.46	83
DE0001141422	BOBL 03/08 TF 3,00% EUR	6.10	64
XS0216258763	REPUBBLICA AUSTRIACA 05/20 TV EI	1.49	159
DE0001135234	BOBL 03/13 TF 3,75% EUR	1.26	29
FR0000186413	OAT-1 99/29 TV EUR	1.20	2

EUROBONDS REPUBLIC OF ITALY - NOVEMBER 2007

ISIN	DESC	TURNOV eur m	TRADES
US465410BG26	REPUBLIC OF ITALY 03/33 TF 5,375%	15.47	549
US465410BN76	REPUBLIC OF ITALY 05/15 TITOLI COM	9.58	240
US465410BK38	REPUBLIC OF ITALY 04/09 TF 3,25 US	8.54	313
XS0125141316	REPUBLIC OF ITALY 01/11 TF 6% USL	4.01	43
US465410BF43	REPUBLIC OF ITALY 03/13 TF 4,375%	3.98	165

SUPRANATIONAL ENTITIES - NOVEMBER 2007

ISIN	DESC	TURNOV eur m	TRADES
XS0093014610	B.E.I. 99/09 TF 4% EUR	20.93	584
XS0092084705	B.E.I. 98/09 TF 5.50% GBP	13.92	414
XS0156020587	B.E.I. 02/08 TF 4.50% GBP	10.55	394
XS0249816579	B.E.I. 06/11 TF 3,625% EUR	7.89	245
IT0006585449	BANCA EUROPEA INVESTIMENTI (BEI)	6.51	239

BANKS - NOVEMBER 2007

ISIN	DESC	TURNOV eur m	TRADES
IT0003560379	BANCA INTESA 03/08 MULTI COUPON	42.12	3 182
IT0003724066	UNICREDIT EX CAPITALIA 04/09 MULT	23.96	400
IT0003536825	BANCA INTESA 03/08 MULTI COUPON	23.43	2 056
IT0001224101	MEDIOBANCA 98/08 RUSSIA ITL	13.16	561
IT0003406284	UNICREDIT EX CAPITALIA 03/08 MUL	11.47	915

CORPORATE - NOVEMBER 2007

ISIN	DESC	TURNOV eur m	TRADES
XS0129648621	FIAT 01/11 TF 6,75% EUR	16.31	775
XS0137544465	FIAT 01/11 STEP COUPON EUR	15.23	1 461
XS0107525403	FIAT 00/10 TF 6.25% EUR	9.93	550
IT0003801161	ENEL 05/12 TV EUR	5.93	630
IT0003801153	ENEL 05/12 TF 3,625% EUR	5.56	574

TYPE OF STRUCTURE - MOST TRADED BONDS IN TERMS OF TURNOVER

PLAIN VANILLA - NOVEMBER 2007

ISIN	DESC	TURNOV eur m	TRADES
XS0093014610	B.E.I. 99/09 TF 4% EUR	20.93	584
XS0129648621	FIAT 01/11 TF 6,75% EUR	16.31	775
US465410BG26	REPUBLIC OF ITALY 03/33 TF 5,375%	15.47	549
XS0092084705	B.E.I. 98/09 TF 5.50% GBP	13.92	414
IT0001224101	MEDIOBANCA 98/08 RUSSIA ITL	13.16	561

STRUCTURED INTEREST RATE - NOVEMBER 2007

ISIN	DESC	TURNOV eur m	TRADES
XS0137544465	FIAT 01/11 STEP COUPON EUR	15.23	1 461
IT0001307286	MEDIOCREDITO LOMBARDO 99/19 RI	9.59	152
IT0001196853	MEDIOBANCA 98/08 TRASFORMABILE	7.65	339
IT0003022701	UNICREDITO ITALIANO 00/10 STEP CC	7.14	630
IT0006585449	BANCA EUROPEA INVESTIMENTI (BEI)	6.51	239

INFLATION LINKED - NOVEMBER 2007

ISIN	DESC	TURNOV eur m	TRADES
IT0003490528	BANCA INTESA 03/08 TV EUR	9.04	550
IT0003617674	BANCA INTESA 04/09 TV EUR	7.69	493
IT0003539985	BANCA INTESA 03/08 TV EUR	6.63	399
IT0003793483	DEXIA CREDIOP 05/10 TV EUR	6.39	477
IT0003594832	BANCA INTESA 04/09 TV EUR	6.26	467

INDEX LINKED - NOVEMBER 2007

ISIN	DESC	TURNOV eur m	TRADES
IT0003724066	UNICREDIT EX CAPITALIA 04/09 MULT	23.96	400
IT0003035299	UNICREDITO ITALIANO 00/10 MULTI C	5.28	466
IT0003793442	DEXIA CREDIOP 05/10 TV EUR	5.14	374
IT0003816243	BANCA NAZ LAVORO 05/11 MULTI CO	3.30	323
IT0003806434	DEXIA CREDIOP 05/10 TV EUR	3.11	298

EQUITY LINKED - NOVEMBER 2007

ISIN	DESC	TURNOV eur m	TRADES
IT0003560379	BANCA INTESA 03/08 MULTI COUPON	42.12	3 182
IT0003536825	BANCA INTESA 03/08 MULTI COUPON	23.43	2 056
IT0003406284	UNICREDIT EX CAPITALIA 03/08 MUL	11.47	915
IT0006563974	BAYERISCHE HYPO-UND VEREINSBA	3.96	398
IT0006561879	BAYERISCHE HYPO-UND VEREINSBA	3.89	424

FUND LINKED - NOVEMBER 2007

ISIN	DESC	TURNOV eur m	TRADES
IT0003492375	CREDEM 03/08 ONE COUPON EUR	1.97	173

News

DomesticMOT: DEXIA CREDIOP "Obbligazioni Indicizzate al Tasso CMS a 10 anni, 2007-2011", "Obbligazioni Indicizzate al Dow Jones EuroSTOXX 50, 2007-2011". Issue Programs: MERRILL LYNCH & CO., INC "Zero Coupon"

EuroMOT: EIB - 5 GBP fixed rate bonds.