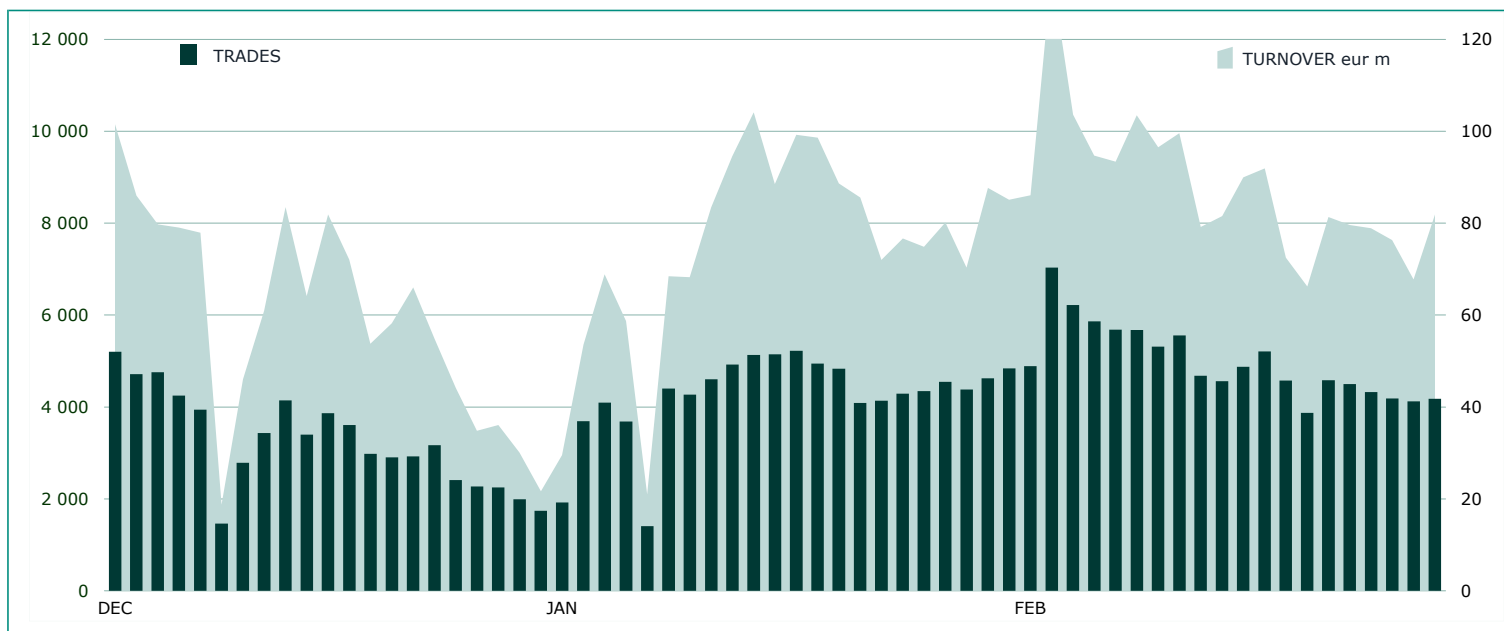
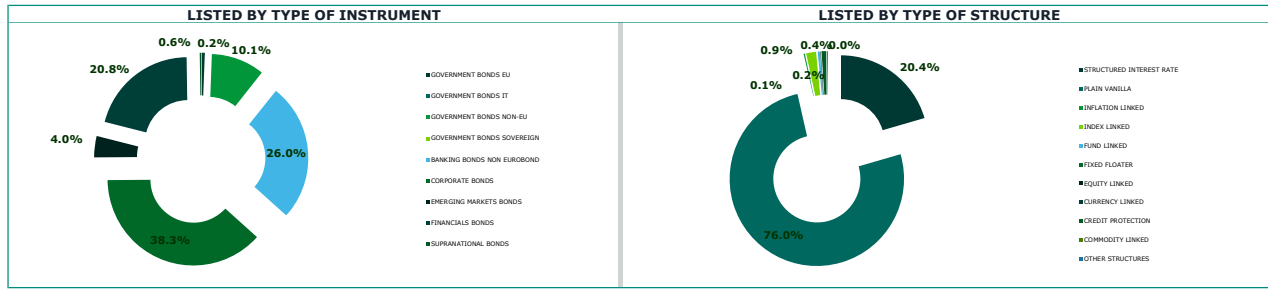


EuroTLX Statistics
February 2023
DAILY TURNOVER

MAIN INDICATORS
LISTING
TRADING

	DEC 2022		JAN 2023		FEB 2023		JAN 2023		FEB 2023		JAN - FEB 2023	
	LISTED END of MONTH	LISTED END of MONTH	NEW LISTED BEGIN of JAN 2022	LISTED END of MONTH	NEW LISTED BEGIN of JAN 2023	TRADES number	TURNOVER eur m	TRADES number	TURNOVER eur m	TRADES number	TURNOVER eur m	
EUROTLX												
FIXED INCOME	1 489	1 470	18	1 478	47	37 025	1 062.4	38 327	1 119.6	75 352	2 182.0	
CERT-X	5 417	5 491	285	5 563	612	49 456	553.4	54 205	590.1	103 661	1 143.5	
SHARES	453	451	-	448	1	7 087	42.4	7 390	49.4	14 477	91.8	
TOTAL	7 359	7 412	303	7 489	660	93 568	1 658.1	99 922	1 759.2	193 490	3 417.3	
FIXED INCOME - TYPE OF INSTRUMENT												
GOVERNMENT BONDS EU	9	9	-	9	-	322	7.7	434	9.2	756	16.9	
GOVERNMENT BONDS IT												
GOVERNMENT BONDS NON-EU	151	151	-	149	-	3 811	66.6	4 704	82.7	8 515	149.3	
GOVERNMENT BONDS SOVEREIGN												
BANKING BONDS NON EUROBOND	398	382	5	384	15	10 497	207.4	10 153	196.5	20 650	403.8	
CORPORATE BONDS	568	562	6	566	17	16 396	440.5	15 973	435.1	32 369	875.6	
EMERGING MARKETS BONDS	61	60	-	59	-	2 226	29.4	2 762	33.2	4 988	62.6	
FINANCIALS BONDS	299	303	7	308	15	3 763	310.1	4 273	360.3	8 036	670.4	
SUPRANATIONAL BONDS	3	3	-	3	-	10	0.8	28	2.6	38	3.4	
TOTAL	1 489	1 470	18	1 478	47	37 025	1 062.4	38 327	1 119.6	75 352	2 182.0	
FIXED INCOME - TYPE OF STRUCTURE												
STRUCTURED INTEREST RATE	301	295	7	302	18	6 052	222	6 362	261.0	12 414	483	
PLAIN VANILLA	1 131	1 120	11	1 123	28	30 752	832	31 655	842.2	62 407	1 674	
INFLATION LINKED	4	4	-	3	-	16	0	10	0.3	26	1	
INDEX LINKED	30	28	-	27	1	107	1	121	2.0	228	3	
FUND LINKED	6	6	-	6	-	45	2	27	0.3	72	2	
FIXED FLOATER	-	-	-	-	-	-	-	-	-	-	-	
EQUITY LINKED	1	1	-	1	-	-	-	-	-	-	-	
CURRENCY LINKED	1	1	-	1	-	-	-	-	-	-	-	
CREDIT PROTECTION	13	13	-	13	-	48	4	149	13.9	197	18	
COMMODITY LINKED	-	-	-	-	-	-	-	-	-	-	-	
OTHER STRUCTURES	2	2	-	2	-	5	0	3	0.1	8	0	
TOTAL	1 489	1 470	18	1 478	47	37 025	1 062.4	38 327	1 119.6	75 352	2 182.0	

FOCUS ON LISTED BONDS - END OF MONTH



TYPE OF INSTRUMENT - MOST TRADED BONDS IN TERMS OF TURNOVER

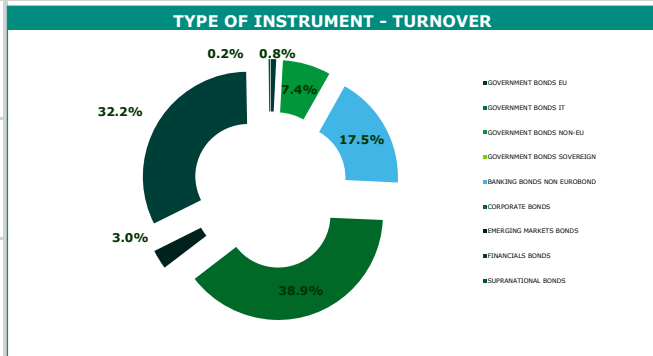
GOVERNMENT BONDS EU - FEBRUARY 2023				GOVERNMENT BONDS IT - FEBRUARY 2023			
ISIN	NAME	eur m	TRADES	ISIN	NAME	eur m	TRADES
GB00BN6SR313	GILT 3.5% 22GE45	2.1	79				
GB00B7Z53659	GILT 2.25% 07ST23	2.0	71				
GB00B84Z9V04	GILT 3.25% 22GE44	1.7	80				
GB00BHFH458	GILT 2.75% 07ST24	1.5	68				
GB00BY2W3G56	GILT 1.5% 22LG26	0.7	32				

GOVERNMENT BONDS NON EU - FEBRUARY 2023				GOVERNMENT BONDS SOVEREIGN - FEBRUARY 2023			
ISIN	NAME	eur m	TRADES	ISIN	NAME	eur m	TRADES
US9128285927	USA - T-NOTE 1.25% 31LG23	5.7	172				
US912828WJ58	USA - T-NOTE 2.50% 15MG24	5.7	288				
US91282CCT62	USA TF 0.375% AG24 USD	5.1	223				
US912828V566	USA - T-NOTE 2.5% 15AG23	4.6	141				
US91282CEK36	USA TF 2.5% AP24 USD	3.6	223				

BANKING BONDS NON EURO BOND - FEBRUARY 2023				CORPORATE BONDS - FEBRUARY 2023			
ISIN	NAME	eur m	TRADES	ISIN	NAME	eur m	TRADES
IT0005519332	INTSANPAOLO TF 4.08% DC26 EUR	27.6	257	XS0161100515	TELECOM ITALIA FINANCE 7.75% 24GE33	39.5	2 688
XS1928480166	MEDIOBANCA STEP UP 25GE24	14.6	878	XS2271356201	WEBUILD 5.875% CALL 15DC25	18.5	184
IT0005279887	ISP-TV SUB 26ST24	11.2	103	XS1487495316	SAIPEM FINANCE INT 3.75% CALL 08ST23	16.0	145
XS2533094400	MEDIOBANCA TF 3.4% OT26 EUR	8.5	579	XS0214965963	TELECOM ITALIA 5.25% 17MZ55	14.0	161
XS1782625641	MEDIOBANCA INT SA STEP UP 29MZ24	7.5	303	XS0213101073	PETROLEOS MEXICANOS 5.5% 24FB25	13.1	627

EMERGING MARKETS BONDS - FEBRUARY 2023				FINANCIALS BONDS - FEBRUARY 2023			
ISIN	NAME	eur m	TRADES	ISIN	NAME	eur m	TRADES
US900123AT75	TURCHIA 8% 14FB34	6.4	848	XS1752894292	MPS-FIX FLOAT CALL SUB 18GE28	25.5	239
XS1218289103	MESSICO 4.0% CALL 15MZ15	3.8	54	XS2055091784	MPS 3.625% 24ST24	16.9	141
US900123AW05	TURCHIA 7.375% 05FB25	3.2	263	XS1109765005	ISP 3.928% SUB 15ST26	16.8	155
US900123AL40	TURCHIA 11.875% 15GE30	2.2	189	XS257572188	BANCO BPM GREEN BOND TF 4.875% GE27 EUR	15.2	114
ZAG000125980	SOUTH AFRICA TF 9% GE40 ZAR	1.8	226	XS1428773763	GENERALI-FIX FLOAT CALL SUB 08GN48	14.7	137

SUPRANATIONAL BONDS - FEBRUARY 2023			
ISIN	NAME	eur m	TRADES
XS1567439689	BANQUE CENTRALE DE TUNISIE 5.625% 17FB24	2.0	23
XS1175223699	BANQUE CENTRALE DE TUNISIE 5.75% 30GE25	0.6	5



MOST TRADED BONDS BY CURRENCY IN TERMS OF TURNOVER

EUR - FEBRUARY 2023				USD - FEBRUARY 2023					
ISIN	NAME	CURRENCY	eur m	TRADES	ISIN	NAME	CURRENCY	eur m	TRADES
XS0161100515	TELECOM ITALIA FINANCE 7.75% 24GE33	EUR	39.5	2 688	XS1782625641	MEDIOBANCA INT SA STEP UP 29MZ24	USD	7.5	303
IT0005519332	INTSANPAOLO TF 4.08% DC26 EUR	EUR	27.6	257	US900123AT75	TURCHIA 8% 14FB34	USD	6.4	848
XS1752894292	MPS-FIX FLOAT CALL SUB 18GE28	EUR	25.5	239	US9128285927	USA - T-NOTE 1.25% 31LG23	USD	5.7	172
XS2271356201	WEBUILD 5.875% CALL 15DC25	EUR	18.5	184	US912828WJ58	USA - T-NOTE 2.50% 15MG24	USD	5.7	288
XS2055091784	MPS 3.625% 24ST24	EUR	16.9	141	US91282CCT62	USA TF 0.375% AG24 USD	USD	5.1	223

GBP - FEBRUARY 2023				OTHER CURRENCIES - FEBRUARY 2023					
ISIN	NAME	CURRENCY	eur m	TRADES	ISIN	NAME	CURRENCY	eur m	TRADES
GB00BN6SR313	GILT 3.5% 22GE45	GBP	2.1	79	XS2105803527	BEI 7.25% 23GE30	ZAR	2.0	253
GB00B7Z53659	GILT 2.25% 07ST23	GBP	2.0	71	ZAG000125980	SOUTH AFRICA TF 9% GE40 ZAR	ZAR	1.8	226
GB00B84Z9V04	GILT 3.25% 22GE44	GBP	1.7	80	DE0001342244	DB ZC 15OT26	ITL	1.3	39
GB00BHFH458	GILT 2.75% 07ST24	GBP	1.5	68	ZAG000106998	SUDAFRICA 8% 31GE30	ZAR	0.9	126
GB00BY2W3G56	GILT 1.5% 22LG26	GBP	0.7	32	ZAG000030404	SUDAFRICA 6.25% 31MZ36	ZAR	0.9	158

News

Markets Analysis
 Piazza degli Affari, 6 - 20123 Milano
 T +39 02 724261 | Fax +39 02 8646.4323
 e-mail: markets_analysis@euronext.com
 www.borsaitaliana.it

This publication is for information purposes only and is not a recommendation to engage in investment activities. This publication is provided "as is" without representation or warranty of any kind. Whilst all reasonable care has been taken to ensure the accuracy of the content, Euronext does not guarantee its accuracy or completeness. Euronext will not be held liable for any loss or damages of any nature ensuing from using, trusting or acting on information provided. No information set out or referred to in this publication shall form the basis of any contract. The creation of rights and obligations in respect of financial products that are traded on the exchanges operated by Euronext's subsidiaries shall depend solely on the applicable rules of the market operator. All proprietary rights and interest in or connected with this publication shall vest in Euronext. No part of it may be redistributed or reproduced in any form without the prior written permission of Euronext. Euronext disclaims any duty to update this information. Euronext refers to Euronext N.V. and its affiliates. Information regarding trademarks and intellectual property rights of Euronext is located at www.euronext.com/terms-use.

