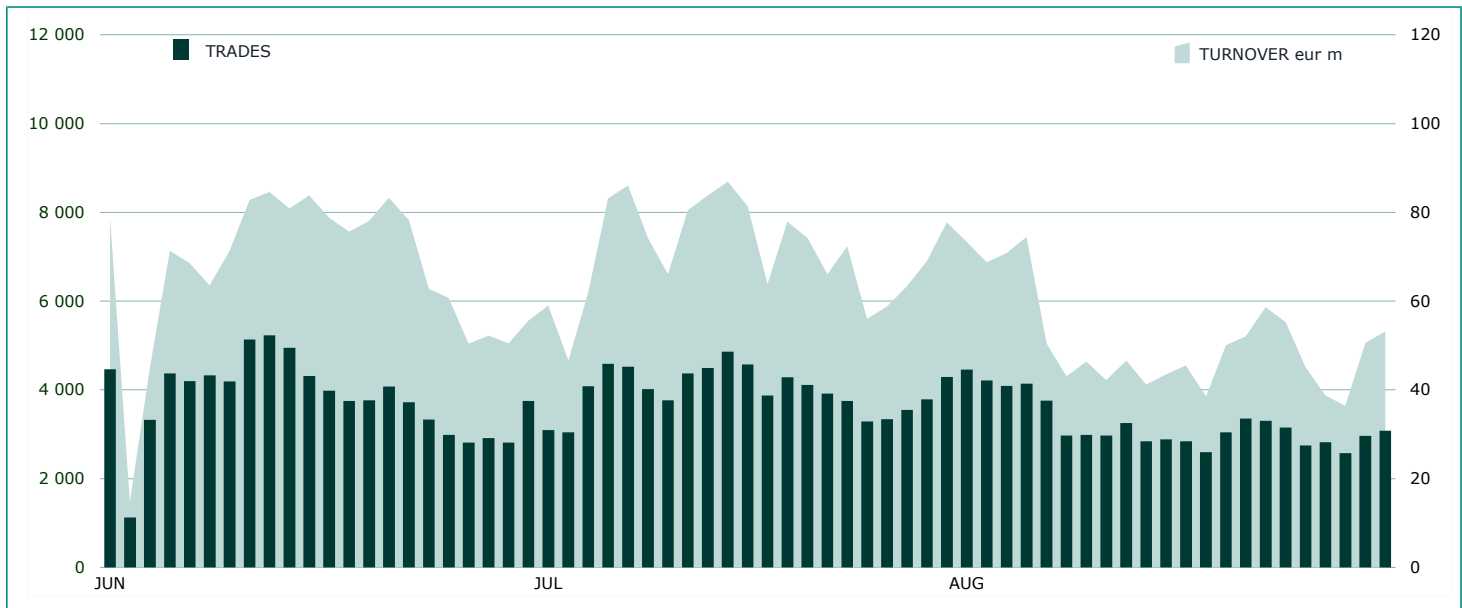
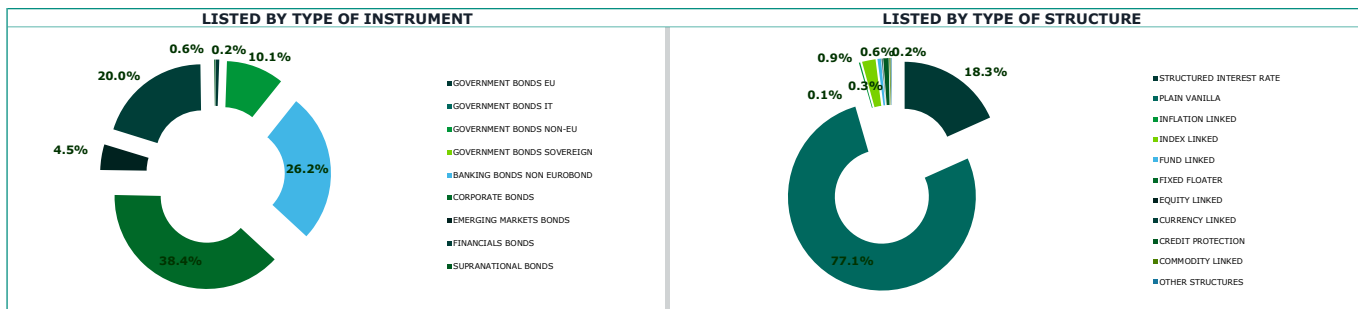


**EuroTLX Statistics**
**August 2022**
**DAILY TURNOVER**

**MAIN INDICATORS**

	LISTING					TRADING					
	DEC 2021	JUN 2022		AUG 2022		JUL 2022		AUG 2022		JAN-AUG 2022	
	LISTED END of MONTH	LISTED END of MONTH	NEW LISTED BEGIN of JAN 2022	LISTED END of MONTH	NEW LISTED BEGIN of JAN 2022	TRADES number	TURNOVER eur m	TRADES number	TURNOVER eur m	TRADES number	TURNOVER eur m
<b>EUROTLX</b>											
FIXED INCOME	1 585	1 509	123	1 512	137	48 534	1 152.4	40 145	850.9	350 341	8 590.7
CERT-X	3 827	4 866	1 895	5 029	2 105	30 302	305.6	25 066	237.8	313 331	3 296.8
SHARES	450	447	14	451	18	4 761	31.0	5 837	36.0	64 738	397.9
<b>TOTAL</b>	<b>5 862</b>	<b>6 822</b>	<b>2 032</b>	<b>6 992</b>	<b>2 260</b>	<b>83 597</b>	<b>1 489.1</b>	<b>71 048</b>	<b>1 124.7</b>	<b>728 410</b>	<b>12 285.4</b>
<b>FIXED INCOME - TYPE OF INSTRUMENT</b>											
GOVERNMENT BONDS EU	11	10	-	9	-	64	1.4	111	1.3	625	18.0
GOVERNMENT BONDS IT											
GOVERNMENT BONDS NON-EU	131	154	30	153	30	4 252	89.1	3 880	82.0	35 757	738.5
GOVERNMENT BONDS SOVEREIGN											
BANKING BONDS NON EUROBOND	435	392	33	396	43	21 821	435.7	15 307	254.4	134 704	2 695.1
CORPORATE BONDS	613	582	24	580	24	17 394	427.6	15 576	336.0	134 876	3 463.9
EMERGING MARKETS BONDS	72	68	5	68	5	2 467	31.4	3 459	47.2	26 416	396.1
FINANCIALS BONDS	320	300	31	303	35	2 520	166.0	1 801	129.2	17 823	1 268.4
SUPRANATIONAL BONDS	3	3	-	3	-	16	1.2	11	0.8	140	10.7
<b>TOTAL</b>	<b>1 585</b>	<b>1 509</b>	<b>123</b>	<b>1 512</b>	<b>137</b>	<b>48 534</b>	<b>1 152.4</b>	<b>40 145</b>	<b>850.9</b>	<b>350 341</b>	<b>8 590.7</b>
<b>FIXED INCOME - TYPE OF STRUCTURE</b>											
STRUCTURED INTEREST RATE	263	274	35	277	41	13 553	308.3	9 444	197.8	87 219	1 980
PLAIN VANILLA	1 240	1 167	85	1 166	91	34 531	834.7	30 448	646.9	259 479	6 511
INFLATION LINKED	4	4	-	4	-	19	0.5	20	0.3	317	12
INDEX LINKED	43	34	3	35	5	310	4.0	165	3.2	1 943	35
FUND LINKED	12	9	-	9	-	80	3.1	45	1.9	812	34
FIXED FLOATER	-	-	-	-	-	-	-	-	-	-	-
EQUITY LINKED	1	1	-	1	-	-	-	-	-	-	-
CURRENCY LINKED	1	1	-	1	-	2	0.0	-	-	11	0
CREDIT PROTECTION	15	14	-	14	-	29	1.5	20	1.0	286	12
COMMODITY LINKED	4	3	-	3	-	3	0.3	-	-	193	4
OTHER STRUCTURES	2	2	-	2	-	7	0.1	3	0.0	81	2
<b>TOTAL</b>	<b>1 585</b>	<b>1 509</b>	<b>123</b>	<b>1 512</b>	<b>137</b>	<b>48 534</b>	<b>1 152.4</b>	<b>40 145</b>	<b>850.9</b>	<b>350 341</b>	<b>8 590.7</b>

**FOCUS ON LISTED BONDS - END OF MONTH**



**TYPE OF INSTRUMENT - MOST TRADED BONDS IN TERMS OF TURNOVER**

GOVERNMENT BONDS EU - AUGUST 2022				GOVERNMENT BONDS IT - AUGUST 2022			
ISIN	NAME	eur m	TRADES	ISIN	NAME	eur m	TRADES
GB00BHFH458	GILT 2.75% 07ST24	0.3	17				
GB00BN6SR313	GILT 3.5% 22GE45	0.3	7				
GB00B7Z53659	GILT 2.25% 07ST23	0.2	15				
GB00BYZV3G56	GILT 1.5% 22LG26	0.1	17				
GB00B84Z9V04	GILT 3.25% 22GE44	0.1	23				

GOVERNMENT BONDS NON EU - AUGUST 2022				GOVERNMENT BONDS SOVEREIGN - AUGUST 2022			
ISIN	NAME	eur m	TRADES	ISIN	NAME	eur m	TRADES
US912828S927	USA - T-NOTE 1.25% 31LG23	3.8	143				
US91282CCT62	USA TF 0,375% AG24 USD	3.8	136				
US912828G385	USA - T-NOTE 2.25% 15NV24	3.6	149				
US9128282A70	USA - T-NOTE 1.5% 15AG26	3.4	151				
US912828VB32	USA - T-NOTE 1.75% 15MG23	3.4	105				

BANKING BONDS NON EUROBOND - AUGUST 2022				CORPORATE BONDS - AUGUST 2022			
ISIN	NAME	eur m	TRADES	ISIN	NAME	eur m	TRADES
XS1444473109	IBRD FIX FLOAT CAP 11AG26	19.6	1 276	XS0161100515	TELECOM ITALIA FINANCE 7.75% 24GE33	34.4	2 487
XS2045001935	CITIGROUP GMH - STEP UP 30ST25	19.3	1 378	XS0214965963	TELECOM ITALIA 5.25% 17MZ55	24.0	285
XS1273452877	CITIGROUP SC GN28 USD	19.2	1 573	XS2056488013	TOYOTA MOTOR CREDIT STEP-UP 22OT26	18.1	1 204
XS1876165819	HSBC- STEP-UP FLOATER 28ST24	11.4	910	XS1711584430	SAIPEM FINANCE INT 2.625% CALL 07GE25	15.9	169
IT005185381	UCG-FIX FLOAT 31MG23	10.7	547	XS1487495316	SAIPEM FINANCE INT 3.75% CALL 08ST23	15.2	144

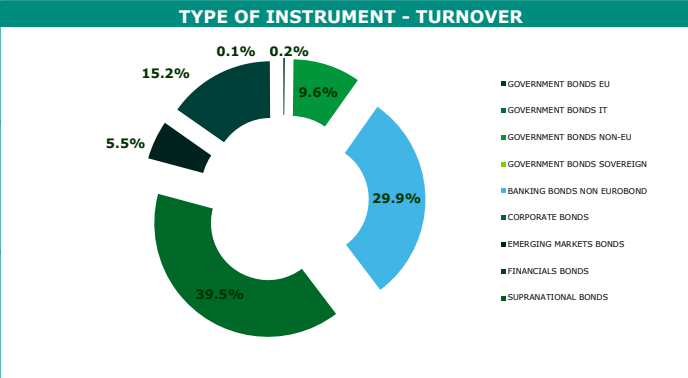
EMERGING MARKETS BONDS - AUGUST 2022			
ISIN	NAME	eur m	TRADES
US900123AT75	TURCHIA 8% 14FB34	12.9	1 239
US900123AW05	TURCHIA 7.375% 05FB25	5.3	418
US900123AL40	TURCHIA 11.875% 15GE30	3.5	272
XS0505478684	EGITTO 6.875% 30AP40	2.7	45
US105756BK57	BRASILE 7.125% 20GE37	2.4	268

FINANCIALS BONDS - AUGUST 2022			
ISIN	NAME	eur m	TRADES
XS1109765005	ISP 3.928% SUB 15ST26	13.5	134
XS1428773783	GENERAL-FIX FLOAT CALL SUB 08GN48	12.5	124
XS1206977495	UNIPOL GRUPPO 3% 18MZ25	7.1	65
XS1700435453	IFIS-FIX TO CMS CALL SUB 17OT27	6.7	68
XS1811053641	BANCO BPM 1.75% 24AP23	4.0	6

SUPRANATIONAL BONDS - AUGUST 2022			
ISIN	NAME	eur m	TRADES
XS1567439689	BANQUE CENTRALE DE TUNISIE 5.625% 17FB24	0.8	11



**MOST TRADED BONDS BY CURRENCY IN TERMS OF TURNOVER**

EUR - AUGUST 2022					USD - AUGUST 2022				
ISIN	NAME	CURRENCY	eur m	TRADES	ISIN	NAME	CURRENCY	eur m	TRADES
XS0161100515	TELECOM ITALIA FINANCE 7.75% 24GE33	EUR	34.4	2 487	XS1444473109	IBRD FIX FLOAT CAP 11AG26	USD	19.6	1 276
XS0214965963	TELECOM ITALIA 5.25% 17MZ55	EUR	24.0	285	XS2045001935	CITIGROUP GMH - STEP UP 30ST25	USD	19.3	1 378
XS1711584430	SAIPEM FINANCE INT 2.625% CALL 07GE25	EUR	15.9	169	XS1273452877	CITIGROUP SC GN28 USD	USD	19.2	1 573
XS1487495316	SAIPEM FINANCE INT 3.75% CALL 08ST23	EUR	15.2	144	XS2056488013	TOYOTA MOTOR CREDIT STEP-UP 22OT26	USD	18.1	1 204
XS1109765005	ISP 3.928% SUB 15ST26	EUR	13.5	134	US900123AT75	TURCHIA 8% 14FB34	USD	12.9	1 239

GBP - AUGUST 2022					OTHER CURRENCIES - AUGUST 2022				
ISIN	NAME	CURRENCY	eur m	TRADES	ISIN	NAME	CURRENCY	eur m	TRADES
GB00BHFH458	GILT 2.75% 07ST24	GBP	0.3	17	ZAG000125980	SOUTH AFRICA TF 9% GE40 ZAR	ZAR	2.0	214
GB00BN6SR313	GILT 3.5% 22GE45	GBP	0.3	7	ZAG000106998	SUDAFRICA 8% 31GE30	ZAR	1.4	131
GB00B7Z53659	GILT 2.25% 07ST23	GBP	0.2	15	XS1620769148	IBRD STEP UP 30GN23	AUD	1.1	122
XS0452187320	ENEL FINANCE INT 5.75% 14ST40	GBP	0.2	3	AU0000XCLWAG2	AUSTRALIA 4.5% 21AP33	AUD	1.0	35
GB00BYZV3G56	GILT 1.5% 22LG26	GBP	0.1	17	ZAG000030404	SUDAFRICA 6.25% 31MZ36	ZAR	0.9	138

**News**

10 banking bonds non Eurobonds  
4 Other debt Instruments

Markets Analysis  
Piazza degli Affari, 6 - 20123 Milano  
T +39 02 724261 | Fax +39 02 8646.4323  
E-mail: markets\_analysis@borsaitaliana.it  
www.borsaitaliana.it

This publication is for information purposes only and is not a recommendation to engage in investment activities. This publication is provided "as is" without representation or warranty of any kind. Whilst all reasonable care has been taken to ensure the accuracy of the content, Euronext does not guarantee its accuracy or completeness. Euronext will not be held liable for any loss or damages of any nature ensuing from using, trusting or acting on information provided. No information set out or referred to in this publication shall form the basis of any contract. The creation of rights and obligations in respect of financial products that are traded on the exchanges operated by Euronext's subsidiaries shall depend solely on the applicable rules of the market operator. All proprietary rights and interest in or connected with this publication shall vest in Euronext. No part of it may be redistributed or reproduced in any form without the prior written permission of Euronext. Euronext disclaims any duty to update this information. Euronext refers to Euronext N.V. and its affiliates. Information regarding trademarks and intellectual property rights of Euronext is located at [www.euronext.com/terms-use](http://www.euronext.com/terms-use).

