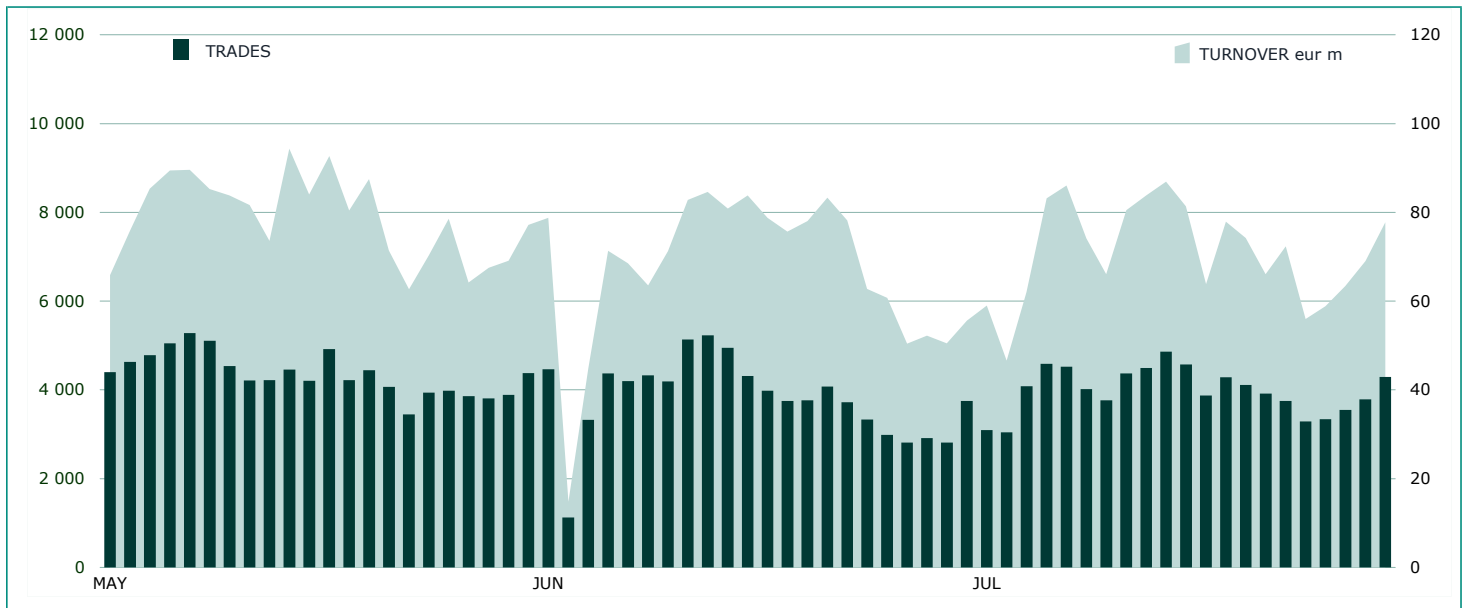
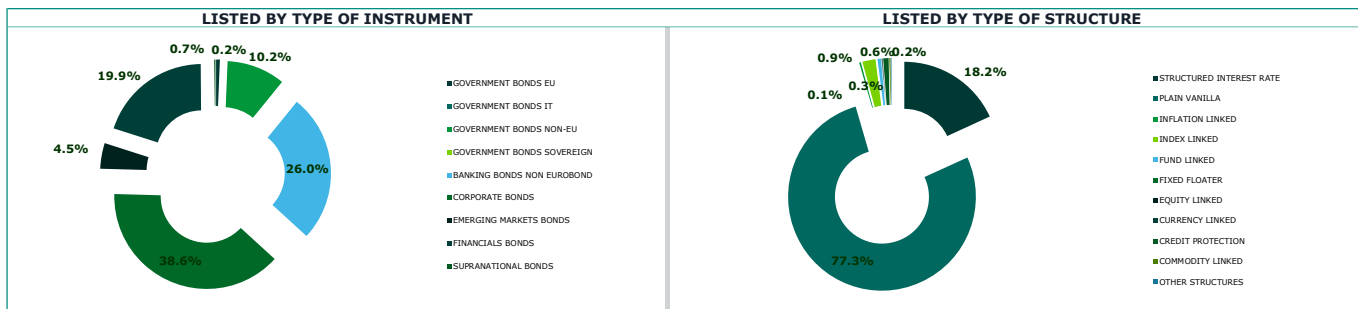


DAILY TURNOVER

MAIN INDICATORS

	LISTING					TRADING					
	DEC 2021	JUN 2022		JUL 2022		JUN 2022		JUL 2022		JAN-JUL 2022	
	LISTED END of MONTH	LISTED END of MONTH	NEW LISTED BEGIN of JAN 2022	LISTED END of MONTH	NEW LISTED BEGIN of JAN 2022	TRADES number	TURNOVER eur m	TRADES number	TURNOVER eur m	TRADES number	TURNOVER eur m
EUROTLX											
FIXED INCOME	1 585	1 507	96	1 509	123	42 930	1 086.4	48 534	1 152.4	310 196	7 739.8
CERT-X	3 827	4 682	1 649	4 866	1 895	34 765	354.2	30 302	305.6	288 265	3 059.0
SHARES	450	449	14	447	14	5 832	30.7	4 761	31.0	58 901	361.9
TOTAL	5 862	6 638	1 759	6 822	2 032	83 527	1 471.3	83 597	1 489.1	657 362	11 160.7
FIXED INCOME - TYPE OF INSTRUMENT											
GOVERNMENT BONDS EU	11	10	-	10	-	93	2.2	64	1.4	514	16.7
GOVERNMENT BONDS IT										-	-
GOVERNMENT BONDS NON-EU	131	142	18	154	30	4 139	82.8	4 252	89.1	31 877	656.5
GOVERNMENT BONDS SOVEREIGN										-	-
BANKING BONDS NON EUROBOND	435	395	27	392	33	14 953	322.4	21 821	435.7	119 397	2 440.7
CORPORATE BONDS	613	585	23	582	24	17 340	395.4	17 394	427.6	119 300	3 128.0
EMERGING MARKETS BONDS	72	68	5	68	5	3 192	36.3	2 467	31.4	22 957	348.9
FINANCIALS BONDS	320	304	23	300	31	3 206	247.0	2 520	166.0	16 022	1 139.1
SUPRANATIONAL BONDS	3	3	-	3	-	7	0.4	16	1.2	129	9.9
TOTAL	1 585	1 507	96	1 509	123	42 930	1 086.4	48 534	1 152.4	310 196	7 739.8
FIXED INCOME - TYPE OF STRUCTURE											
STRUCTURED INTEREST RATE	263	270	26	274	35	9 744	259.9	13 553	308.3	77 775	1 782
PLAIN VANILLA	1 240	1 168	67	1 167	85	32 895	817.9	34 531	834.7	229 031	5 864
INFLATION LINKED	4	4	-	4	-	44	2.1	19	0.5	297	12
INDEX LINKED	43	35	3	34	3	150	2.3	310	4.0	1 778	32
FUND LINKED	12	9	-	9	-	52	1.8	80	3.1	767	33
FIXED FLOATER	-	-	-	-	-	-	-	-	-	-	-
EQUITY LINKED	1	1	-	1	-	-	-	-	-	-	-
CURRENCY LINKED	1	1	-	1	-	-	-	2	0.0	11	0
CREDIT PROTECTION	15	14	-	14	-	31	2.0	29	1.5	266	11
COMMODITY LINKED	4	3	-	3	-	2	0.1	3	0.3	193	4
OTHER STRUCTURES	2	2	-	2	-	12	0.3	7	0.1	78	2
TOTAL	1 585	1 507	96	1 509	123	42 930	1 086.4	48 534	1 152.4	310 196	7 739.8

FOCUS ON LISTED BONDS - END OF MONTH



TYPE OF INSTRUMENT - MOST TRADED BONDS IN TERMS OF TURNOVER

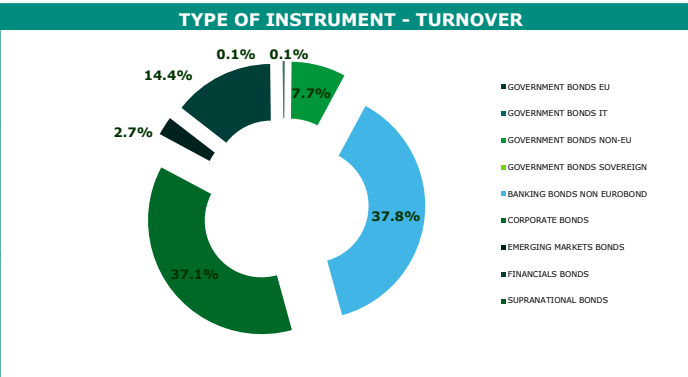
GOVERNMENT BONDS EU - JULY 2022				GOVERNMENT BONDS IT - JULY 2022			
ISIN	NAME	eur m	TRADES	ISIN	NAME	eur m	TRADES
GB00BYZ3G56	GILT 1.5% 22LG26	0.4	11				
GB00B7Z5369	GILT 2.25% 07ST23	0.3	13				
GB00B7L9SL19	GILT 1.75% 07ST22	0.3	10				
GB00BN65R313	GILT 3.5% 22GE45	0.2	6				
GB00B8429V04	GILT 3.25% 22GE44	0.1	5				

GOVERNMENT BONDS NON EU - JULY 2022				GOVERNMENT BONDS SOVEREIGN - JULY 2022			
ISIN	NAME	eur m	TRADES	ISIN	NAME	eur m	TRADES
US9128282A70	USA - T-NOTE 1.5% 15AG26	4.9	208				
US912828S927	USA - T-NOTE 1.25% 31LG23	4.7	165				
US912828VB32	USA - T-NOTE 1.75% 15MG23	4.5	111				
US912828G385	USA - T-NOTE 2.25% 15NV24	4.2	159				
US912828T395	USA - T-NOTE 1.625% 15AG22	3.7	47				

BANKING BONDS NON EUROBOND - JULY 2022				CORPORATE BONDS - JULY 2022			
ISIN	NAME	eur m	TRADES	ISIN	NAME	eur m	TRADES
XS1444473109	IBRD FIX FLOAT CAP 11AG26	31.3	1 607	XS0161100515	TELECOM ITALIA FINANCE 7.75% 24GE33	37.4	2 802
XS1410333527	IBRD FIX FLOAT CAP 31MG26	30.8	857	XS1711584430	SAIPEM FINANCE INT 2.625% CALL 07GE25	33.7	382
XS2039030908	MEDIOBANCA STEP UP 18ST23	23.1	534	XS1487495316	SAIPEM FINANCE INT 3.75% CALL 08ST23	31.5	307
IT0005279887	ISP-TV SUB 26ST24	19.8	184	XS2056488013	TOYOTA MOTOR CREDIT STEP-UP 22OT26	19.9	1 234
XS2045001935	CITIGROUP GMH - STEP UP 30ST25	19.1	1 401	FR0013299435	RENAULT 1.00% CALL 28NV25	16.7	1 083

EMERGING MARKETS BONDS - JULY 2022				FINANCIALS BONDS - JULY 2022			
ISIN	NAME	eur m	TRADES	ISIN	NAME	eur m	TRADES
US900123AT75	TURCHIA 8% 14FB34	4.4	627	XS1109765005	ISP 3.928% SUB 15ST26	20.3	192
XS0505478684	EGITTO 6.875% 30AP40	3.7	64	XS1222697905	ISP 2.85% SUB 23AP25	11.4	100
US900123AL40	TURCHIA 11.875% 15GE30	3.6	299	XS1428773763	GENERALI-FIX FLOAT CALL SUB 08GN48	10.8	105
US900123AW05	TURCHIA 7.375% 05FB25	2.5	223	XS2055091784	MPS 3.625% 24ST24	6.4	64
US105756BK57	BRASILE 7.125% 20GE37	1.7	262	XS1733289406	CATTOLICA-FIX FLOAT CALL SUB 14DC47	5.8	59

SUPRANATIONAL BONDS - JULY 2022			
ISIN	NAME	eur m	TRADES
XS1567439689	BANQUE CENTRALE DE TUNISIE 5.625% 17FB24	1.1	15
XS1175223699	BANQUE CENTRALE DE TUNISIE 5.75% 30GE25	0.1	1



MOST TRADED BONDS BY CURRENCY IN TERMS OF TURNOVER

EUR - JULY 2022					USD - JULY 2022				
ISIN	NAME	CURRENCY	eur m	TRADES	ISIN	NAME	CURRENCY	eur m	TRADES
XS0161100515	TELECOM ITALIA FINANCE 7.75% 24GE33	EUR	37.4	2 802	XS1444473109	IBRD FIX FLOAT CAP 11AG26	USD	31.3	1 607
XS1711584430	SAIPEM FINANCE INT 2.625% CALL 07GE25	EUR	33.7	382	XS1410333527	IBRD FIX FLOAT CAP 31MG26	USD	30.8	857
XS1487495316	SAIPEM FINANCE INT 3.75% CALL 08ST23	EUR	31.5	307	XS2039030908	MEDIOBANCA STEP UP 18ST23	USD	23.1	534
XS1109765005	ISP 3.928% SUB 15ST26	EUR	20.3	192	XS2056488013	TOYOTA MOTOR CREDIT STEP-UP 22OT26	USD	19.9	1 234
IT0005279887	ISP-TV SUB 26ST24	EUR	19.8	184	XS2045001935	CITIGROUP GMH - STEP UP 30ST25	USD	19.1	1 401

GBP - JULY 2022					OTHER CURRENCIES - JULY 2022				
ISIN	NAME	CURRENCY	eur m	TRADES	ISIN	NAME	CURRENCY	eur m	TRADES
GB00BYZ3G56	GILT 1.5% 22LG26	GBP	0.4	11	ZAG000125980	SOUTH AFRICA TF 9% GE40 ZAR	ZAR	1.2	157
XS9452187320	ENEL FINANCE INT 5.75% 14ST40	GBP	0.3	5	AU000XCLWAG2	AUSTRALIA 4.5% 21AP33	AUD	0.9	39
GB00B7Z5369	GILT 2.25% 07ST23	GBP	0.3	13	XS1620789148	IBRD STEP UP 30GN23	AUD	0.8	87
GB00B7L9SL19	GILT 1.75% 07ST22	GBP	0.3	10	AU000XCLWAS7	AUSTRALIA TF 3% MZ47 AUD	AUD	0.6	40
GB00BN65R313	GILT 3.5% 22GE45	GBP	0.2	6	AU000XCLWAM0	AUSTRALIA 2.75% 21GN35	AUD	0.6	74

News

6 banking bonds non Eurobonds

5 Other debt Instruments

1 corporate bonds

RCI BANQUE TF 4,75% LG27 CALL EUR (FR001400B1L7)

2 financial bonds

CREDEM SOCIAL MC OT32 SUB TIER2 CALL EUR (XS2488465423)
INTSANPAOLO TF 4,3% LG24 USD (XS2499922834)

1 Covered Bond

BNL TV EUR3M+0,08 LG26 COVERED EUR (IT0005499857)

2 T Bond

10 TNOTE

Markets Analysis
Piazza degli Affari, 6 - 20123 Milano
T +39 02 724261 | Fax +39 02 8646.4323
E-mail: markets_analysis@borsaitaliana.it
www.borsaitaliana.it

This publication is for information purposes only and is not a recommendation to engage in investment activities. This publication is provided "as is" without representation or warranty of any kind. Whilst all reasonable care has been taken to ensure the accuracy of the content, Euronext does not guarantee its accuracy or completeness. Euronext will not be held liable for any loss or damages of any nature ensuing from using, trusting or acting on information provided. No information set out or referred to in this publication shall form the basis of any contract. The creation of rights and obligations in respect of financial products that are traded on the exchanges operated by Euronext's subsidiaries shall depend solely on the applicable rules of the market operator. All proprietary rights and interest in or connected with this publication shall vest in Euronext. No part of it may be redistributed or reproduced in any form without the prior written permission of Euronext. Euronext disclaims any duty to update this information. Euronext refers to Euronext N.V. and its affiliates. Information regarding trademarks and intellectual property rights of Euronext is located at www.euronext.com/terms-use.

