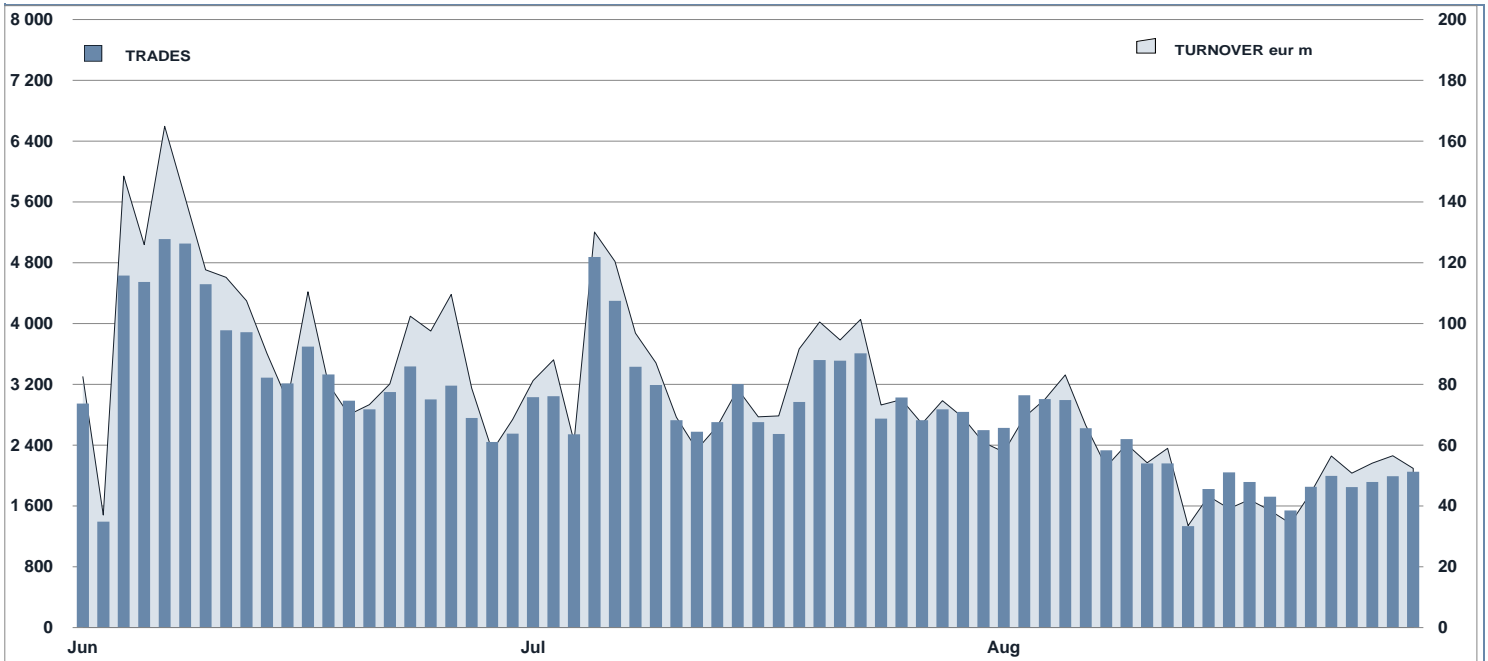




EuroTLX Statistics

August 2020

DAILY TURNOVER



MAIN INDICATORS

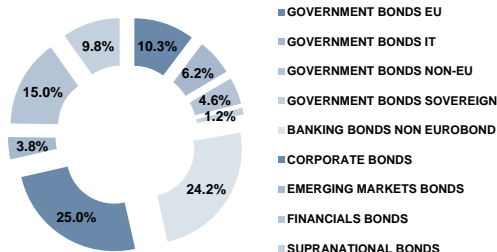
LISTED

TRADING

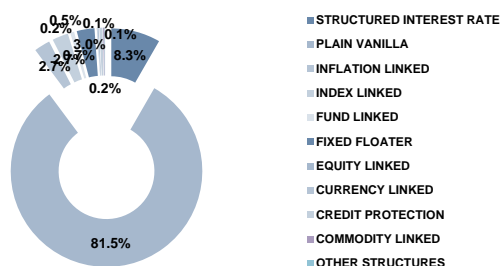
	LISTED					TRADING					
	DEC 2019 LISTED END OF MONTH	JULY 2020 LISTED END OF MONTH	NEW LISTED BEGIN OF JAN 2020	AUGUST 2020 LISTED END OF MONTH	NEW LISTED BEGIN OF JAN 2020	JULY 2020 TRADES number	TURNOVER eur m	AUGUST 2020 TRADES number	TURNOVER eur m	JAN - AUG 2020 TRADES number	TURNOVER eur m
EUROTLX											
FIXED INCOME	2 611	2 422	188	2 407	194	71 312	1 884.7	45 494	1 123.7	659 699	17 950.2
CERT-X	3 112	3 751	1 445	3 781	1 530	32 822	360.8	20 424	200.5	376 482	4 217.4
SHARES	624	446	14	446	14	15 563	119.4	14 029	112.1	115 929	867.6
TOTAL	6 347	6 619	1 647	6 634	1 738	119 697	2 364.9	79 947	1 436.3	1 152 110	23 035.1
FIXED INCOME - TYPE OF INSTRUMENT											
GOVERNMENT BONDS EU	271	249	15	248	15	1 446	35.2	835	21.5	10 291	323.7
GOVERNMENT BONDS IT	142	149	28	149	31	11 260	487.6	5 155	266.5	63 535	3 453.1
GOVERNMENT BONDS NON-EU	134	110	-	110	-	3 779	85.8	3 411	59.5	50 508	972.2
GOVERNMENT BONDS SOVEREIGN	27	28	2	28	2	932	25.8	882	20.0	9 494	233.8
BANKING BONDS NON EURO BOND	679	590	30	583	30	24 224	449.5	12 889	210.9	217 666	4 261.4
CORPORATE BONDS	637	604	33	602	33	17 851	410.4	14 034	288.7	179 408	4 225.7
EMERGING MARKETS BONDS	89	91	8	91	8	2 650	50.3	2 616	49.3	27 730	501.3
FINANCIALS BONDS	357	362	64	360	67	3 329	225.7	1 870	137.7	36 293	2 606.8
SUPRANATIONAL BONDS	275	239	8	236	8	5 841	114.5	4 002	69.5	64 774	1 372.1
TOTAL	2 611	2 422	188	2 407	194	71 312	1 884.7	45 494	1 123.7	659 699	17 950.2
FIXED INCOME - TYPE OF STRUCTURE											
STRUCTURED INTEREST RATE	205	201	20	200	20	10 275	232.5	6 052	144.0	87 529	2 314.9
PLAIN VANILLA	2 153	1 975	151	1 962	156	55 281	1 490.3	36 422	905.7	517 381	14 107.9
INFLATION LINKED	69	65	2	65	2	713	33.5	321	9.9	4 068	168.6
INDEX LINKED	69	65	7	65	8	443	7.0	252	4.4	7 278	125.4
FUND LINKED	14	16	2	16	2	66	1.2	17	0.2	1 061	26.5
FIXED FLOATER	72	72	5	72	5	4 350	118.2	2 361	58.6	40 328	1 172.7
EQUITY LINKED	3	3	-	2	-	2	0.1	-	-	9	0.7
CURRENCY LINKED	5	5	-	5	-	21	0.3	8	0.1	298	4.6
CREDIT PROTECTION	14	13	1	13	1	120	0.9	50	0.5	1 034	12.7
COMMODITY LINKED	5	5	-	5	-	19	0.3	1	0.0	513	9.9
OTHER STRUCTURES	2	2	-	2	-	22	0.6	10	0.2	200	6.3
TOTAL	2 611	2 422	188	2 407	194	71 312	1 884.7	45 494	1 123.7	659 699	17 950.2

FOCUS ON LISTED BONDS - END OF MONTH

LISTED BY TYPE OF INSTRUMENT



LISTED BY TYPE OF STRUCTURE



TYPE OF INSTRUMENT - MOST TRADED BONDS IN TERMS OF TURNOVER

GOVERNMENT BONDS EU - AUGUST 2020				GOVERNMENT BONDS IT - AUGUST 2020			
ISIN	NAME	eur m	TRADES	ISIN	NAME	eur m	TRADES
ES0000012B47	OBLIGACIONES 2.7% 31OT48	2.9	7	IT0005217390	BTP 2.8% 01MZ67	12.5	141
ES00000123X3	OBLIGACIONES 4.4% 31OT23	1.2	50	IT0005383523	BOT ZC 14ST20	11.0	38
ES00000128P8	OBLIGACIONES 1.5% 30AP27	1.2	134	IT0005403396	BTP 0.95% 01AG30	9.5	166
FR0010192997	OAT 3.75% 25AP21	1.1	16	IT0005402117	BTP 1.45% 01MZ36	7.3	100
PTOTEBOE0020	OT 4.1% 15FB45	0.8	6	IT0001278511	BTP 5.25% 01NV29	7.2	107

GOVERNMENT BONDS NON EU - AUGUST 2020				GOVERNMENT BONDS SOVEREIGN - AUGUST 2020			
ISIN	NAME	eur m	TRADES	ISIN	NAME	eur m	TRADES
US912810RK60	USA - T-BOND 2.5% 15FB45	18.6	482	XS2109813142	ROMANIA 3.375% 28GE50	4.7	168
XS0501195993	ARGENTINA STEP UP SINK 31DC38	3.7	747	US465410BG26	ITALIA 5.375% 15GN33	3.7	209
XS0205537581	ARGENTINA STEP UP SINK 31DC38	3.5	464	US465410AH18	ITALIA 6.875% 27ST23	1.6	108
US9128282A70	USA - T-NOTE 1.5% 15AG26	2.6	71	XS2109812508	ROMANIA 2% 28GE32	1.6	117
US912810RC45	USA - T-BOND 3.625% 15AG43	2.2	21	XS1788067297	ROMANIA 2.5% 08FB30	0.9	26

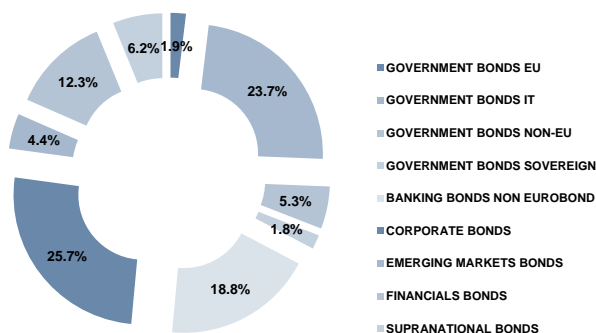
BANKING BONDS NON EUROBOND - AUGUST 2020				CORPORATE BONDS - AUGUST 2020			
ISIN	NAME	eur m	TRADES	ISIN	NAME	eur m	TRADES
IT0005187890	BANCO BPM - FIX FLOAT CAP 22GN22	16.3	690	XS0161100515	TELECOM ITALIA FINANCE 7.75% 24GE33	12.9	549
IT0005158677	BANCO BPM - FIX FLOAT CAP 29GE21	13.6	546	XS1707063589	WEBUILD 1.75% CALL 26OT24	11.9	130
IT0005185381	UCG-FIX FLOAT 31MG23	8.4	655	XS0214965963	TELECOM ITALIA 5.25% 17MZ55	11.5	94
IT0005279887	ISP-TV SUB 26ST24	8.3	77	XS1703065620	CMA CGM 5.25% CALL 15GE25	10.2	104
XS1928480166	MEDIOBANCA STEP UP 25GE24	7.2	450	DE000A2TEDB8	THYSSEN 2.875% CALL 22FB24	9.8	696

EMERGING MARKETS BONDS - AUGUST 2020			
ISIN	NAME	eur m	TRADES
XS1629918415	TURCHIA 3.25% 14GN25	8.4	82
US900123AT75	TURCHIA 8% 14FB34	8.3	783
US900123AW05	TURCHIA 7.375% 05FB25	4.6	420
XS0505478684	EGITTO 6.875% 30AP40	3.9	47
XS0767473852	RUSSIA 5.625% 04AP42	3.3	14

FINANCIALS BONDS - AUGUST 2020			
ISIN	NAME	eur m	TRADES
XS1733289406	CATTOLICA-FIX FLOAT CALL SUB 14DC47	13.5	133
XS1752894292	MPS-FIX FLOAT CALL SUB 18GE28	10.4	112
XS2106849727	MPS-FIX TO CMS CALL SUB 22GE30	7.9	81
XS2212625656	DOVALUE 5% CALL 04AG25	7.1	71
XS1206977495	UNIPOL GRUPPO 3% 18MZ25	6.0	51

SUPRANATIONAL BONDS - AUGUST 2020			
ISIN	NAME	eur m	TRADES
IT0005090995	CDP FIX FLOAT 20MZ22	6.9	218
US298785DV50	BEI 4.875% 15FB36	4.5	72
XS1567439689	BANQUE CENTRALE DE TUNISIE 5.625% 17FB24	3.3	34
IT0005374043	CDP FIX FLOAT 28GN26	3.0	191
XS0070553820	BEI ZC 06NV26	2.6	64

TYPE OF INSTRUMENT - TURNOVER



MOST TRADED BONDS BY CURRENCY IN TERMS OF TURNOVER

EUR - AUGUST 2020				USD - AUGUST 2020					
ISIN	NAME	CURR	eur m	TRADES	ISIN	NAME	CURR	eur m	TRADES
IT0005187890	BANCO BPM - FIX FLOAT CAP 22GN22	EUR	16.3	690	US912810RK60	USA - T-BOND 2.5% 15FB45	USD	18.6	482
IT0005158677	BANCO BPM - FIX FLOAT CAP 29GE21	EUR	13.6	546	US345370CQ17	FORD MOTOR 4.75% 15GE43	USD	8.7	905
XS1733289406	CATTOLICA-FIX FLOAT CALL SUB 14DC47	EUR	13.5	133	IT0005185381	UCG-FIX FLOAT 31MG23	USD	8.4	655
XS0161100515	TELECOM ITALIA FINANCE 7.75% 24GE33	EUR	12.9	549	US900123AT75	TURCHIA 8% 14FB34	USD	8.3	783
IT0005217390	BTP 2.8% 01MZ67	EUR	12.5	141	US345370CA64	FORD MOTOR 7.45% 16LG31	USD	8.0	362

GBP - AUGUST 2020				OTHER CURRENCIES - AUGUST 2020					
ISIN	NAME	CURR	eur m	TRADES	ISIN	NAME	CURR	eur m	TRADES
XS1068966073	BEI TV 21MG21	GBP	0.7	17	XS1115184753	BEI 9.25% 03OT24	TRY	2.1	292
GB00B4RMG977	GILT 3.75% 07ST21	GBP	0.3	15	ZAG000030404	SUDAFRICA 6.25% 31MZ36	ZAR	1.5	225
GB00B7L9SL19	GILT 1.75% 07ST22	GBP	0.2	7	AU000XCLWAM0	AUSTRALIA 2.75% 21GN35	AUD	1.4	68
GB00BY95F581	GILT 1.5% 22GE21	GBP	0.1	4	AU3CB0198034	BEI 5% 22AG22	AUD	1.2	37
XS0096499057	BEI 5% 15AP39	GBP	0.1	8	XS1807207581	BEI 11% 20AP26	TRY	1.1	100

News

3 EU Government Bonds

1 financial bonds:

- XS2212625656 DOVALUE 5% CALL 04AG25

2 other bonds:

- XS2011151755 DB 1.02% 07AG27

- XS2112698639 SG ISSUER - STOXX ESG LEADERS 50 12AG25

Markets Analysis

Piazza degli Affari, 6 - 20123 Milano
 T +39 02 724261 | Fax +39 02 8646.4323
 e-mail: markets_analysis@borsaitaliana.it

The above information is published on web site www.eurotlx.com

This document contains text, data, graphics, photographs, illustrations, artwork, names, logos, trade marks, service marks and information ("Information") connected with EuroTLX Sim SpA ("EuroTLX") and with Borsa Italiana S.p.A. ("Borsa Italiana").

All reasonable efforts have been made to ensure that the information in this document was correct at the time of publication. However, EuroTLX and Borsa Italiana accept no liability for decisions taken, or system-related or other work carried out by any party based on this document. The publication of this document does not represent solicitation of public saving and is not to be considered as a recommendation on the suitability of the investment, if any herein described.