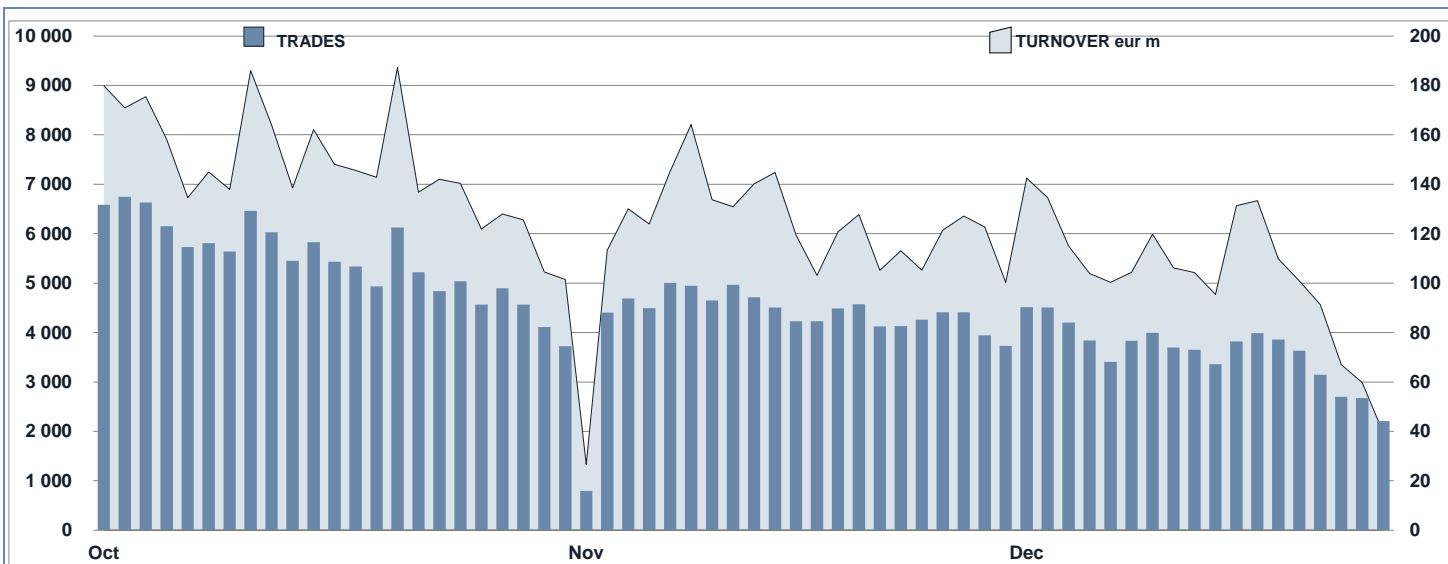


EuroTLX Statistics

December 2019

DAILY TURNOVER



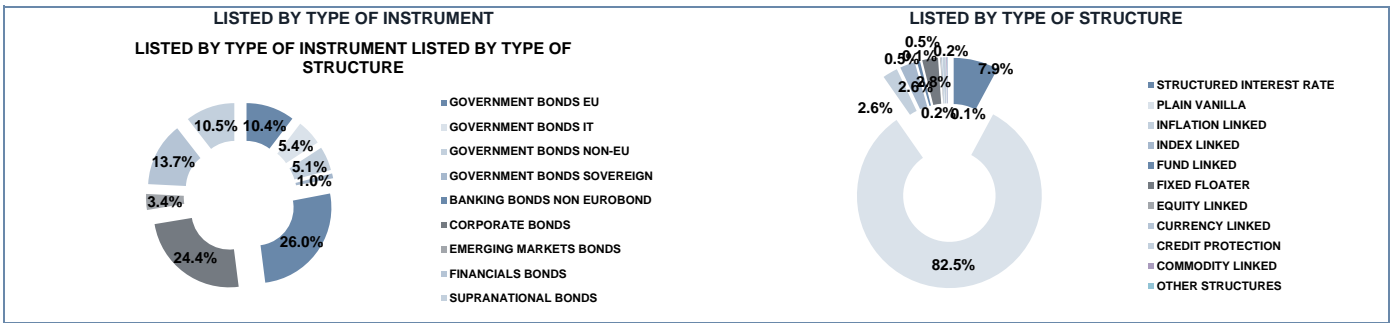
MAIN INDICATORS

LISTED

TRADING

	DEC 2018		NOVEMBER 2019		DECEMBER 2019		NOVEMBER 2019		DECEMBER 2019		JAN - DEC 2019	
	LISTED END of MONTH	LISTED END of MONTH	NEW LISTED BEGIN of JAN 2019	LISTED END of MONTH	NEW LISTED BEGIN of JAN 2019	TRADES number	TURNOVER eur m	TRADES number	TURNOVER eur m	TRADES number	TURNOVER eur m	
EUROTLX												
FIXED INCOME	2 805	2 659	436	2 611	471	89 677	2 519.0	65 042	1 859.1	1 160 111	33 724.3	
CERT-X	2 254	3 306	2 100	3 112	2 248	89 174	1 289.1	54 655	724.0	805 694	11 378.9	
SHARES	587	621	227	619	228	7 898	61.5	5 989	50.4	76 765	605.9	
TOTAL	5 646	6 586	2 763	6 342	2 947	186 749	3 869.5	125 686	2 633.4	2 042 570	45 709.1	
FIXED INCOME - TYPE OF INSTRUMENT												
GOVERNMENT BONDS EU	335	311	21	271	21	1 189	45.7	1 094	39.0	23 397	783.3	
GOVERNMENT BONDS IT	126	142	50	142	52	9 422	536.9	7 238	426.0	116 306	7 155.4	
GOVERNMENT BONDS NON-EU	143	134	5	134	6	5 760	82.7	5 454	93.1	90 748	1 728.9	
GOVERNMENT BONDS SOVEREIG	22	27	7	27	7	634	17.9	532	14.8	12 643	359.3	
BANKING BONDS NON EUROBONI	718	685	164	679	171	39 709	781.1	25 400	507.9	501 547	9 605.9	
CORPORATE BONDS	639	632	114	637	135	16 090	452.5	12 548	354.3	188 544	5 752.4	
EMERGING MARKETS BONDS	89	91	6	89	6	2 250	61.7	1 536	34.5	32 464	727.5	
FINANCIALS BONDS	415	361	45	357	49	4 671	345.3	3 367	224.4	68 265	4 844.4	
SUPRANATIONAL BONDS	318	276	24	275	24	9 952	195.0	7 873	165.1	126 197	2 767.2	
TOTAL	2 805	2 659	436	2 611	471	89 677	2 519.0	65 042	1 859.1	1 160 111	33 724.3	
FIXED INCOME - TYPE OF STRUCTURE												
STRUCTURED INTEREST RATE	233	212	22	205	24	14 011	367.9	9 192	241.4	183 154	4 627.8	
PLAIN VANILLA	2 313	2 185	365	2 153	394	64 743	1 860.2	48 960	1 439.2	849 959	25 811.5	
INFLATION LINKED	92	79	4	69	4	538	22.2	402	16.8	8 145	302.0	
INDEX LINKED	49	68	28	69	29	2 334	40.6	1 372	23.4	27 662	434.6	
FUND LINKED	13	13	3	14	4	197	4.2	156	2.9	2 212	47.2	
FIXED FLOATER	84	74	5	72	5	7 498	214.9	4 719	129.0	85 119	2 415.4	
EQUITY LINKED	2	4	3	3	3	-	-	1	0.1	281	3.9	
CURRENCY LINKED	6	5	-	5	-	76	1.5	63	1.1	885	16.1	
CREDIT PROTECTION	10	13	3	14	4	123	3.5	64	2.4	1 282	32.0	
COMMODITY LINKED	1	4	3	5	4	68	1.0	33	0.5	672	9.8	
OTHER STRUCTURES	2	2	-	2	-	89	3.0	80	2.3	760	24.1	
TOTAL	2 805	2 659	436	2 611	471	89 677	2 519.0	65 042	1 859.1	1 160 111	33 724.3	

FOCUS ON LISTED BONDS - END OF MONTH



TYPE OF INSTRUMENT - MOST TRADED BONDS IN TERMS OF TURNOVER

GOVERNMENT BONDS EU - DECEMBER 2019				GOVERNMENT BONDS IT - DECEMBER 2019			
ISIN	NAME	eur m	TRADES	ISIN	NAME	eur m	TRADES
DE0001102473	BUND 0% 15AG29	2.9	10	IT0005217390	BTP 2.8% 01MZ67	15.8	207
ES00000127H7	BONOS 1.15% 30LG20	2.8	24	IT0001278511	BTP 5.25% 01NV29	14.3	140
DE0001102325	BUND 2% 15AG23	1.8	10	IT0005383309	BTP 1.35% 01AP30	12.8	195
DE0001102465	BUND 0.25% 15FB29	1.7	12	IT0004356843	BTP 4.75% 01AG23	11.0	180
GB00BN65R198	GILT 2% 22LG20	1.4	54	IT0005388928	CTZ ZC 29NV21	11.0	88

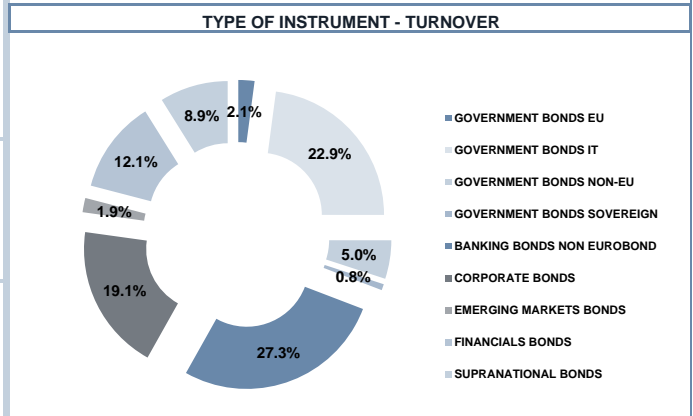
GOVERNMENT BONDS NON EU - DECEMBER 2019				GOVERNMENT BONDS SOVEREIGN - DECEMBER 2019			
ISIN	NAME	eur m	TRADES	ISIN	NAME	eur m	TRADES
XS1575968026	OMAN 6.5% 08MZ47	7.2	38	US465410BG26	ITALIA 5.375% 15GN33	5.2	230
US912810RK60	USA - T-BOND 2.5% 15FB45	7.1	296	XS1968706876	ROMANIA 4.625% 03AP49	1.7	29
US912828S273	USA - T-NOTE 1.125% 30GN21	6.6	67	US465410AH18	ITALIA 6.875% 27ST23	1.7	82
US912828VZ00	USA - T-NOTE 2% 30ST20	5.2	59	XS1085735899	PORTOGALLO 5.125% 15OT24	1.4	16
XS0501195993	ARGENTINA STEP UP SINK 31DC38	5.1	1 004	XS1837994794	ROMANIA 5.125% 15GN48	1.3	37

BANKING BONDS NON EUROBOND - DECEMBER 2019				CORPORATE BONDS - DECEMBER 2019			
ISIN	NAME	eur m	TRADES	ISIN	NAME	eur m	TRADES
IT0005087116	UCG TV CALL SUB 03MG25	42.3	1 559	XS1624210933	ANSALDO ENERGIA 2.75% 31MG24	32.9	332
IT0005158677	BANCO BPM - FIX FLOAT CAP 29GE21	30.4	1 007	XS1707063589	SALINI IMPREGILO 1.75% CALL 26OT24	13.5	143
IT0005144677	BANCO BPM - FIX FLOAT CAP 30DC20	19.5	740	XS1224617347	ANSALDO ENERGIA 2.875% 28AP20	12.2	118
IT0005187890	BANCO BPM - FIX FLOAT CAP 22GN22	16.7	949	XS1551347393	JAGUAR LAND ROVER 2.2% CALL 15GE24	11.4	119
IT0005185381	UCG-FIX FLOAT 31MG23	16.5	894	XS0214965963	TELECOM ITALIA 5.25% 17MZ55	9.2	80

EMERGING MARKETS BONDS - DECEMBER 2019			
ISIN	NAME	eur m	TRADES
XS1629918415	TURCHIA 3.25% 14GN25	5.3	50
US900123AT75	TURCHIA 8% 14FB34	3.9	339
US105756BK57	BRASILE 7.125% 20GE37	3.0	149
XS0505478684	EGITTO 6.875% 30AP40	2.1	24
XS0767473852	RUSSIA 5.625% 04AP42	2.1	9

FINANCIALS BONDS - DECEMBER 2019			
ISIN	NAME	eur m	TRADES
XS1733289406	CATTOLICA-FIX FLOAT CALL SUB 14DC47	13.9	123
XS1109765005	ISP 3.928% SUB 15ST26	12.7	94
XS1311440082	GENERALI-FIX FLOAT CALL SUB 27OT47	11.9	92
XS1428773763	GENERALI-FIX FLOAT CALL SUB 08GN48	11.1	90
XS1700435453	IFIS-FIX TO CMS CALL SUB 17OT27	9.9	100

SUPRANATIONAL BONDS - DECEMBER 2019			
ISIN	NAME	eur m	TRADES
IT0005374043	CDP FIX FLOAT 28GN26	11.4	572
US298785HF64	BEI 1.375% 15ST21	8.3	82
IT0005090995	CDP FIX FLOAT 20M222	7.2	251
XS1567439689	BANQUE CENTRALE DE TUNISIE 5.625% 17FB24	6.8	62
XS1068966073	BEI TV 21MG21	4.8	154



MOST TRADED BONDS BY CURRENCY IN TERMS OF TURNOVER

EUR - DECEMBER 2019				USD - DECEMBER 2019				
ISIN	NAME	CURRI eur m	TRADES	ISIN	NAME	CURRI eur m	TRADES	
IT0005087116	UCG TV CALL SUB 03MG25	EUR	42.3	1 559	IT0005185381	UCG-FIX FLOAT 31MG23	USD	16.5
XS1624210933	ANSALDO ENERGIA 2.75% 31MG24	EUR	32.9	332	IT0005176398	UCG 2.8% 16MG22	USD	12.1
IT0005158677	BANCO BPM - FIX FLOAT CAP 29GE21	EUR	30.4	1 007	XS1782625641	MEDIOBANCA INT SA STEP UP 29MZ24	USD	10.7
IT0005144677	BANCO BPM - FIX FLOAT CAP 30DC20	EUR	19.5	740	US298785HF64	BEI 1.375% 15ST21	USD	8.3
IT0005187890	BANCO BPM - FIX FLOAT CAP 22GN22	EUR	16.7	949	XS1885506813	TOYOTA MOTOR CREDIT STEP-UP 24OT24	USD	8.3

GBP - DECEMBER 2019				OTHER CURRENCIES - DECEMBER 2019				
ISIN	NAME	CURRI eur m	TRADES	ISIN	NAME	CURRI eur m	TRADES	
XS1068966073	BEI TV 21MG21	GBP	4.8	154	XS1342860167	BEI 4.75% 19GE21	MXN	4.6
XS1031001198	BEI TV 17FB20	GBP	1.8	46	XS1605368536	BEI 8% 05MG27	ZAR	3.4
GB00BN65R198	GILT 2% 22LG20	GBP	1.4	54	XS1115194753	BEI 9.25% 03OT24	TRY	3.2
XS1679030328	BEI 0.875% 15DC23	GBP	1.1	34	XS1190713054	BEI 4% 25FB20	MXN	3.0
GB00B7L9L19	GILT 1.75% 07ST22	GBP	0.8	19	XS1524609531	BEI 5.5% 23GE23	MXN	2.7

News

- 1 Share:
 TRUIST FINL CORP. (US8983201094)
- 2 EU government bonds
 7 new banking bonds non Eurobonds
 26 Other bonds:
- Financial Bonds:
 FARMACIA FARMING-FIX CMS CALL SUB 02M227 (XS1572408380)
 ICCEA BANCA-FIX TO CMS CALL SUB 28NV29 (XS2084827935)
 ISP 0.75% 04DC24 (XS2083685996)
 MEDIOBANCA 0.875% 15GE26 (XS2090852525)
 1 OTHER GOVERNMENT BOND NON EU
 MAROCCO 1.5% 27NV31 (XS2080771806)
- 21 Corporate bonds:
 ERAMET 5.875% CALL 21MG25 (FR0013461274)
 AK STEEL 7% CALL 15MZ27 (US001546A145)
 LBRANDS 6.875% CALLABLE 01NV35 (US001797AL82)
 LBRANDS 7.5% CALL 15GN29 (US001797AR52)
 LBRANDS 6.95% CALL 01MZ23 (US032716A437)
 LBRANDS 7.6% CALL 15LG37 (US032716A475)
 MACYS 5.125% CALL 15GE42 (US05616XA625)
 MACYS 4.30% CALL 15FB43 (US05616XA683)
 NORDSTROM 5% CALL 15GE44 (US065664AR15)
 JAGUAR LAND ROVER 6.875% CALL 15NV26 (XS2010037682)
- JAGUAR LAND ROVER 5.875% CALL 15NV24 (XS2010037849)
 ENEL FINANCE INT 1.125% CALL 17OT34 (XS2066706735)
 ENEL FINANCE INT 0% CALL 17GN24 (XS2066706818)
 ENEL FINANCE INT 0.375% CALL 17GN27 (XS2066706909)
 ARCELORMITTAL 1% CALL 19MG23 (XS206223630)
 ARCELORMITTAL 1.75% CALL 19AV25 (XS2062234018)
 TEVA PHARMA FIN II 6% CALL 31GE25 (XS2083682891)
 IGD SIO 2.125% CALL C. P. 28NV24 (XS2084254666)
 TIP 2.50% CALL 05DC24 (XS2088650051)
 RAI 1.375% CALL 04DC24 (XS2089322098)
 ITALGAS 1% 11DC31 (XS2090807293)

Markets Analysis
 Piazza degli Affari, 6 - 20123 Milano
 T +39 02 724261 | Fax +39 02 8646.4323
 e-mail: markets_analysis@borsaitaliana.it

This document contains text, data, graphics, photographs, illustrations, artwork, names, logos, trade marks, service marks and information ("Information") connected with EuroTLX Sim SpA ("EuroTLX") and with Borsa Italiana S.p.A. ("Borsa Italiana"). All reasonable efforts have been made to ensure that the Information in this document was correct at the time of publication. However, EuroTLX and Borsa Italiana accept no liability for decisions taken, or system-related or other work carried out by any party based on this document. The publication of this document does not represent solicitation of public saving and is not to be considered as a recommendation on the suitability of the investment, if any herein described.

The above information is published on web site www.eurotlx.com

