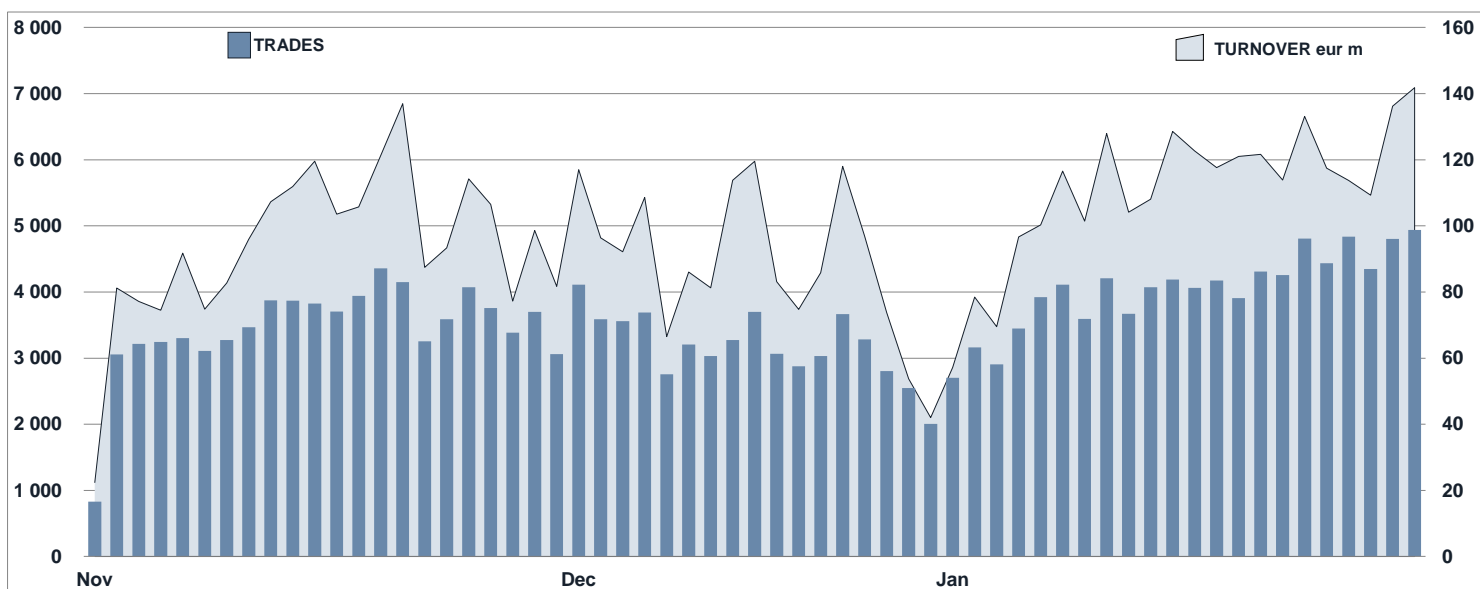


DAILY TURNOVER



MAIN INDICATORS

LISTED

TRADING

	DECEMBER 2018			JANUARY 2019		NOVEMBER 2018		DECEMBER 2018		JANUARY 2019	
	LISTED	LISTED	NEW LISTED	LISTED	NEW LISTED	TRADES	TURNOVER	TRADES	TURNOVER	TRADES	TURNOVER
	END OF MONTH	END OF MONTH	BEGIN of JAN 2019	END OF MONTH	BEGIN of JAN 2019	number	eur m	number	eur m	number	eur m

EUROTLX											
FIXED INCOME	3 292	2 805	393	2 772	28	76 036	2 065.7	54 196	1 509.4	88 876	2 437.2
CERT-X	1 559	2 254	1 424	2 332	118	27 397	299.2	20 014	225.1	35 299	456.1
SHARES	355	587	249	587	1	5 678	43.5	4 598	39.4	5 849	45.0
TOTAL	5 206	5 646	2 066	5 691	147	109 111	2 408.4	78 808	1 774.0	130 024	2 938.3

FIXED INCOME - TYPE OF INSTRUMENT

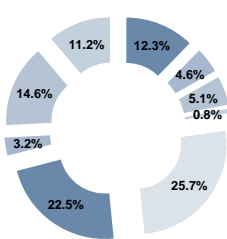
GOVERNMENT BONDS EU	350	335	28	340	7	2 172	59.7	1 762	40.8	2 487	69.6
GOVERNMENT BONDS IT	123	126	39	127	4	5 979	306.8	4 795	268.1	8 315	478.3
GOVERNMENT BONDS NON-EU	165	143	7	142	-	6 961	140.6	5 403	106.7	9 908	156.4
GOVERNMENT BONDS SOVEREIGN	25	22	4	22	-	891	18.6	1 031	16.2	1 272	22.8
BANKING BONDS NON EURO BOND	854	718	140	712	12	29 976	453.6	20 261	305.6	34 229	530.2
CORPORATE BONDS	782	639	95	624	2	11 714	383.5	7 447	218.3	12 851	401.8
EMERGING MARKETS BONDS	111	89	12	89	-	2 098	46.3	1 543	27.3	2 361	43.8
FINANCIALS BONDS	537	415	35	406	3	5 890	434.6	4 852	329.9	7 092	475.0
SUPRANATIONAL BONDS	345	318	33	310	-	10 355	222.1	7 102	196.5	10 361	259.4
TOTAL	3 292	2 805	393	2 772	28	76 036	2 065.7	54 196	1 509.4	88 876	2 437.2

FIXED INCOME - TYPE OF STRUCTURE

STRUCTURED INTEREST RATE	255	233	22	236	4	14 302	252.3	9 518	173.4	16 078	316.6
PLAIN VANILLA	2 764	2 313	332	2 278	23	53 720	1 564.4	38 782	1 154.7	63 506	1 851.0
INFLATION LINKED	97	92	5	91	-	829	26.1	637	20.1	867	28.6
INDEX LINKED	45	49	9	49	-	1 758	22.2	953	10.2	1 580	19.8
FUND LINKED	9	13	5	13	-	124	2.2	47	0.7	95	1.4
FIXED FLOATER	94	84	14	84	1	5 067	203.8	4 089	147.2	6 491	215.3
EQUITY LINKED	2	2	1	2	-	31	0.3	14	0.1	40	0.4
CURRENCY LINKED	5	6	2	6	-	108	2.0	78	1.6	78	1.2
CREDIT PROTECTION	15	10	2	10	-	59	1.9	60	1.1	108	2.4
COMMODITY LINKED	2	1	1	1	-	24	0.3	6	0.1	13	0.1
OTHER STRUCTURES	4	2	-	2	-	14	0.3	12	0.2	20	0.4
TOTAL	3 292	2 805	393	2 772	28	76 036	2 065.7	54 196	1 509.4	88 876	2 437.2

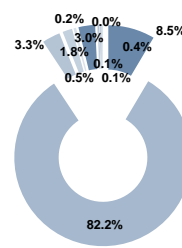
FOCUS ON LISTED BONDS - END OF MONTH

LISTED BY TYPE OF INSTRUMENT



- GOVERNMENT BONDS EU
- GOVERNMENT BONDS IT
- GOVERNMENT BONDS NON-EU
- GOVERNMENT BONDS SOVEREIGN
- BANKING BONDS NON EUROBOND
- CORPORATE BONDS
- EMERGING MARKETS BONDS
- FINANCIALS BONDS
- SUPRANATIONAL BONDS

LISTED BY TYPE OF STRUCTURE



- STRUCTURED INTEREST RATE
- PLAIN VANILLA
- INFLATION LINKED
- INDEX LINKED
- FUND LINKED
- FIXED FLOATER
- EQUITY LINKED
- CURRENCY LINKED
- CREDIT PROTECTION
- COMMODITY LINKED
- OTHER STRUCTURES

TYPE OF INSTRUMENT - MOST TRADED BONDS IN TERMS OF TURNOVER

GOVERNMENT BONDS EU - JANUARY 2019				GOVERNMENT BONDS IT - JANUARY 2019			
ISIN	NAME	eur m	TRADES	ISIN	NAME	eur m	TRADES
PTOTEB0E0020	OT 4.1% 15FB45	5.0	66	IT0005340929	BTP 2.8% 01DC28	17.7	328
ES0000012B62	BONOS 0.35% 30LG23	3.8	15	IT0005127086	BTP 2% 01DC25	13.8	391
ES0000012B47	OBLIGACIONES 2.7% 31OT48	3.2	120	IT0004594930	BTP 4% 01ST20	11.9	263
ES0000012621	OBLIGACIONES 1.8% 30AP25	2.9	179	IT0005277444	BTP 0.9% 01AG22	11.4	207
PTOTEB0E0007	OT 4.1% 15AP37	2.9	35	IT0004644735	BTP 4.5% 01MZ26	11.1	112

GOVERNMENT BONDS NON EU - JANUARY 2019				GOVERNMENT BONDS SOVEREIGN - JANUARY 2019			
ISIN	NAME	eur m	TRADES	ISIN	NAME	eur m	TRADES
US912810RM27	USA -T-BOND 3% 15MG45	8.8	187	XS1768074319	ROMANIA 3.375% 08FB38	6.0	494
US912828VZ00	USA -T-NOTE 2% 30ST20	7.2	183	US465410BG26	ITALIA 5.375% 15GN33	3.8	218
US912828TR12	USA -T-NOTE 1% 30ST19	7.2	96	US465410AH18	ITALIA 6.875% 27ST23	2.6	86
US912828F627	USA -T-NOTE 1.5% 31OT19	6.9	52	XS0098449456	ITALIA- CMS FLOOR 28GN29	1.8	97
US922646AS37	VENEZUELA 9.25% 15ST27	6.8	1 293	XS0222189564	ITALIA-CMS CAP&FLOOR 15GN20	1.8	56

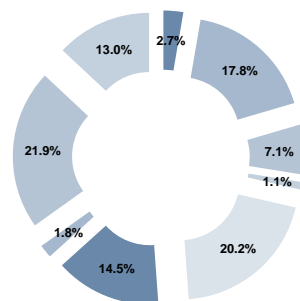
BANKING BONDS NON EUROBOND - JANUARY 2019				CORPORATE BONDS - JANUARY 2019			
ISIN	NAME	eur m	TRADES	ISIN	NAME	eur m	TRADES
IT0005158677	BANCO BPM - FIX FLOAT CAP 29GE21	43.5	2 608	XS0161100515	TELECOM ITALIA FINANCE 7.75% 24GE33	31.7	1 797
IT0005087116	UCG TV CALL SUB 03MG25	39.8	2 028	XS0214965963	TELECOM ITALIA 5.25% 17MZ55	22.4	223
IT0005118838	ISP-TV SUB 30GN22	26.5	1 541	XS0213101073	PETROLEOS MEXICANOS 5.5% 24FB25	18.1	633
IT0005144677	BANCO BPM - FIX FLOAT CAP 30DC20	26.4	1 654	XS1935256369	TIM 4% CALL 11AP24	15.4	132
IT0005187890	BANCO BPM - FIX FLOAT CAP 22GN22	18.8	1 502	XS1435297202	SALINI IMPREGILO 3.75% CALL 24GN21	12.8	144

EMERGING MARKETS BONDS - JANUARY 2019			
ISIN	NAME	eur m	TRADES
US900123AT75	TURCHIA 8% 14FB34	5.3	452
US91086QAZ19	MESSICO 5.75% CALL 12OT10	4.0	234
XS1629918415	TURCHIA 3.25% 14GN25	2.5	27
US105756BK57	BRASILE 7.125% 20GE37	2.4	207
US105756BR01	BRASILE 5.625% CALL 07GE41	2.2	25

FINANCIALS BONDS - JANUARY 2019			
ISIN	NAME	eur m	TRADES
XS1428773763	GENERALI-FIX FLOAT CALL SUB 08GN48	64.8	593
XS1109765005	ISP 3.828% SUB 15ST26	60.1	560
XS1222597905	ISP 2.855% SUB 23AP25	28.3	257
XS1311440082	GENERALI-FIX FLOAT CALL SUB 27OT47	22.4	190
XS1206977495	UNIPOL GRUPPO 3% 18MZ25	19.5	196

SUPRANATIONAL BONDS - JANUARY 2019			
ISIN	NAME	eur m	TRADES
IT0005090995	CDP FIX FLOAT 20MZ22	27.1	770
XS0449594455	BEI-TV 15GE20	16.3	181
XS0907250509	BEI-TV 15GE21	13.7	99
EU000A1G0A0R	EFSF 2.625% 02MG19	6.5	52
US298785HE99	BEI 1.125% 15AG19	5.5	48

TYPE OF INSTRUMENT - TURNOVER



- GOVERNMENT BONDS EU
- GOVERNMENT BONDS IT
- GOVERNMENT BONDS NON-EU
- GOVERNMENT BONDS SOVEREIGN
- BANKING BONDS NON EUROBOND
- CORPORATE BONDS
- EMERGING MARKETS BONDS
- FINANCIALS BONDS
- SUPRANATIONAL BONDS

MOST TRADED BONDS BY CURRENCY IN TERMS OF TURNOVER

EUR - JANUARY 2019				USD - JANUARY 2019			
ISIN	NAME	CURRI eur m	TRADES	ISIN	NAME	CURRI eur m	TRADES
XS1428773763	GENERALI-FIX FLOAT CALL SUB 08GN48	EUR 64.8	593	IT0005185381	UCG-FIX FLOAT 31MG23	USD 9.1	1 002
XS1109765005	ISP 3.828% SUB 15ST26	EUR 60.1	560	US912810RM27	USA -T-BOND 3% 15MG45	USD 8.8	187
IT0005158677	BANCO BPM - FIX FLOAT CAP 29GE21	EUR 43.5	2 608	XS1782625641	MEDIOBANCA INT SA STEP UP 29MZ24	USD 7.3	891
IT0005087116	UCG TV CALL SUB 03MG25	EUR 39.8	2 028	US912828VZ00	USA -T-NOTE 2% 30ST20	USD 7.2	183
XS0161100515	TELECOM ITALIA FINANCE 7.75% 24GE33	EUR 31.7	1 797	US912828TR12	USA -T-NOTE 1% 30ST19	USD 7.2	96

GBP - JANUARY 2019				OTHER CURRENCIES - JANUARY 2019			
ISIN	NAME	CURRI eur m	TRADES	ISIN	NAME	CURRI eur m	TRADES
XS1068966073	BEI TV 21MG21	GBP 3.3	149	XS1167524922	BEI 8.125% 21DC26	ZAR 4.8	283
GB00BDV0F150	GILT 1.75% 22LG19	GBP 1.5	29	AU3CB0234987	BEI 2.8% 15GE21	AUD 3.7	161
XS1031001198	BEI TV 17FB20	GBP 1.3	52	AU3CB0122448	BEI 6.5% 07AG19	AUD 3.5	68
XS0981588121	BEI TV 16AP19	GBP 1.0	21	AU3CB0229292	BEI 2.5% 30AP20	AUD 3.4	158
XS0881488430	BEI 1.5% 01FB19	GBP 0.9	20	XS1190713054	BEI 4% 25FB20	MXN 3.2	212

News

- 1 share
- Share Akzo Nobel (NL0013267909)
- 11 government bonds:
 - REGNO DEL BELGIO - OLO 0.9% 22.04.2029 EUR (BE0000347548)
 - REPUBBLICA TEDESCA - BUND 0.25% 15.02.2029 EUR (DE0001102455)
 - REPUBBLICA TEDESCA - BOBL 0% 05.04.2024 EUR (DE0001141794)
 - REGNO DI SPAGNA - BONOS 0.05% 31.10.2021 EUR (ES0000012C46)
 - REPUBBLICA FRANCESE - OAT 0% 25.02.2022 EUR (FR0013398583)
 - REPUBBLICA D'IRLANDA - 1.1% 15.05.2029 EUR (IE00BH350895)
 - REPUBBLICA ITALIANA - BOT ZC 14.01.2020 EUR (IT0005358152)
 - REPUBBLICA ITALIANA - BOT ZC 31.07.2019 EUR (IT0005358160)
 - REPUBBLICA ITALIANA - BTP 3.35% 01.03.2035 EUR (IT0005358806)
 - REPUBBLICA ITALIANA - CCT EU TV 15.01.2025 EUR (IT0005359844)
 - REPUBBLICA PORTOGHESE - OT 1.95% 15.06.2029 EUR (PTOTEX0E0024)

- 12 new banking bonds non Eurobonds:
 - RCJ BANQUE 2% CALLABLE 11.07.2024 EUR (FR0013393774)
 - TIM 4% CALLABLE 11.04.2024 EUR (XS1935256369)
- 5 Other bonds:
 - 2 Corporate bonds:
 - KFW 0.75% 15.01.2029 EUR (DE000A2L0S22)
 - GENERALI 3.875% SUBORDINATO 29.01.2029 EUR (XS1941841311)
 - 1 Covered bond:
 - BNL TV AMORTISING 28.01.2021 ESTENIBONILE EUR (IT0005358673)

Markets Analysis
 Piazza degli Affari, 6 - 20123 Milano
 T +39 02 724261 | Fax +39 02 8646.4323
 e-mail: markets_analysis@borsaitaliana.it

The above Information is published on web site www.eurotlx.com



This document contains text, data, graphics, photographs, illustrations, artwork, names, logos, trade marks, service marks and information ("Information") connected with EuroTLX Sim SpA ("EuroTLX") and with Borsa Italiana S.p.A. ("Borsa Italiana").

All reasonable efforts have been made to ensure that the Information in this document was correct at the time of publication. However, EuroTLX and Borsa Italiana accept no liability for decisions taken, or system-related or other work carried out by any party based on this document. The publication of this document does not represent solicitation of public saving and is not to be considered as a recommendation on the suitability of the investment, if any herein described.