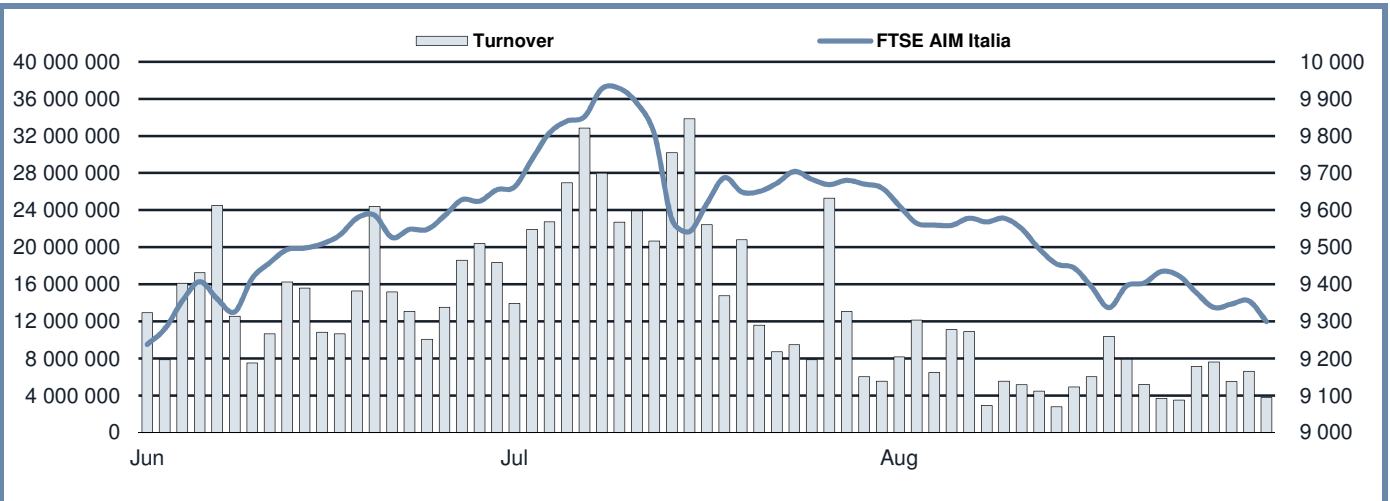




AIM-MAC Statistics

AUGUST 2018

SHARE TRADING



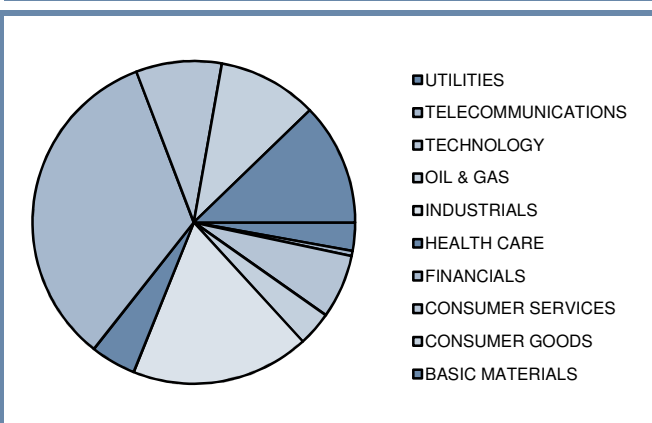
BEST PERFORMANCE IN THE MONTH

Shares	Alphab. code	% price variation	
		31/07/2018	29/12/2017
HEALTH ITALIA	HI	9.70%	4.61%
VETRYA	VTY	8.15%	-0.84%
PRISMI	PRM	7.88%	83.65%
COSTAMP GROUP	MOLD	5.85%	23.63%
DIGITAL MAGICS	DM	5.49%	-12.21%

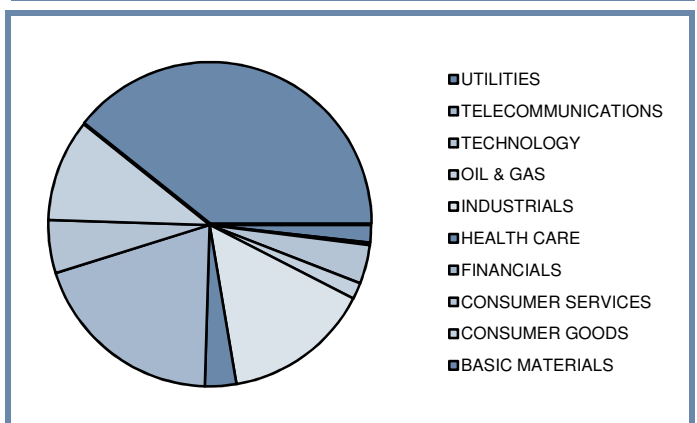
MOST TRADED SHARES IN THE MONTH

Shares	Alphab. code	Turnover €	% on total
SPAXS	SPAX	17 354 121	12.23%
ENERGICA MOTOR COMPANY	EMC	5 997 895	4.23%
VIMI FASTENERS	VIM	3 450 278	2.43%
ORSERO	ORS	3 139 985	2.21%

MARKET CAP. BY INDUSTRY



TURNOVER BY INDUSTRY



NEWS

Empty box for news content.



**Additional Information:**

AIM Italia is the Borsa Italiana market dedicated to the Italian small and medium-sized enterprises with high growth potential. AIM Italia leverages on the knowhow obtained in the UK in over 15 years of experience on AIM and is characterized by its balanced regulatory approach in order to meet both companies' and investors' needs. AIM Italia is supported by a dedicated community of advisers. Specifically the Nominated Advisers play a central role assisting the companies during the admission phase and throughout their time on the market.

This publication uses only electronic trading data; trades that are reported to Borsa Italiana under its rules but executed away from its electronic order books are not included.

This document contains text, data, graphics, photographs, illustrations, artwork, names, logos, trade marks, service marks and information ("Information") connected with Borsa Italiana S.p.A. ("Borsa Italiana").

All reasonable efforts have been made to ensure that the Information in this document was correct at the time of publication. However, Borsa Italiana Spa accepts no liability for decisions taken, or systems-related or other work carried out by any party based on this document. The publication of this document does not represent solicitation, by Borsa Italiana, of public saving and is not to be considered as a recommendation by Borsa Italiana as to the suitability of the investment, if any, herein described.

© August 2018 Borsa Italiana S.p.A.. All rights reserved.

**Markets Analysis**

Piazza degli Affari, 6 - 20123 Milano

T +39 02 724261 | Fax +39 02 8646.4323

e-mail: [markets\\_analysis@borsaitaliana.it](mailto:markets_analysis@borsaitaliana.it)

[www.borsaitaliana.it](http://www.borsaitaliana.it)

**London****Stock Exchange Group**